

Healthcare-Associated Infections Report, 2016



Sutter Lakeside Hospital (Lakeport)

Hospital Characteristics

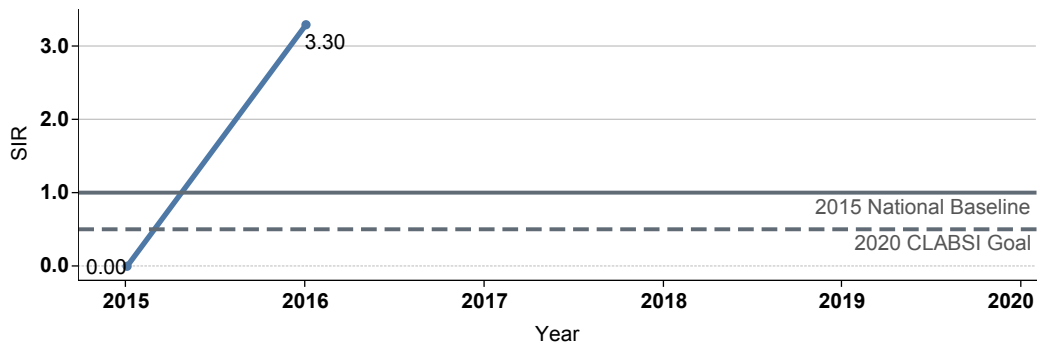
County: Lake
 Medical School Affiliation: Undergraduate
 Hospital Type: Critical Access

Select by Facility Name
 Sutter Lakeside Hospital

The **blue lines** show this hospital's healthcare-associated infection (HAI) incidence for 2015 and 2016, reported as standardized infection ratios (SIR) when possible. Each result is interpreted as the **⊖ Same**, **★ Better**, or **✘ Worse** than the national or state comparison.

Central Line Associated Bloodstream Infection (CLABSI)

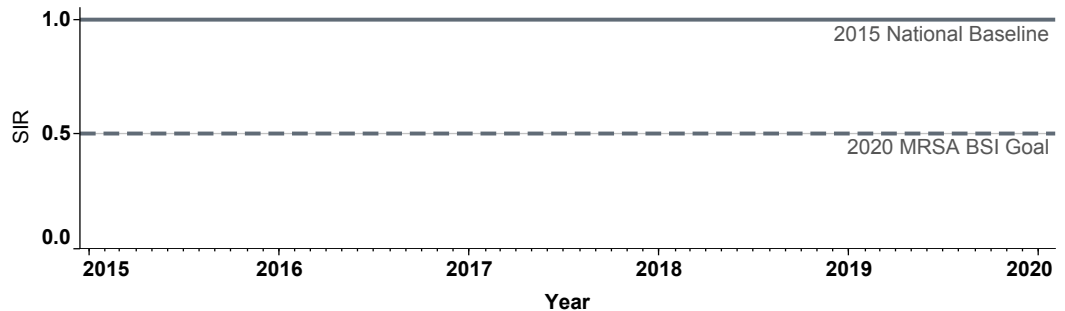
2016 Reported: 1
 2016 Predicted: 0.3
 Central Line Days: 1,111
 SIR: 3.30



2016 Comparison: ⊖ Same as 2015 National Baseline

Methicillin-Resistant *Staphylococcus aureus* Bloodstream Infection (MRSA BSI)

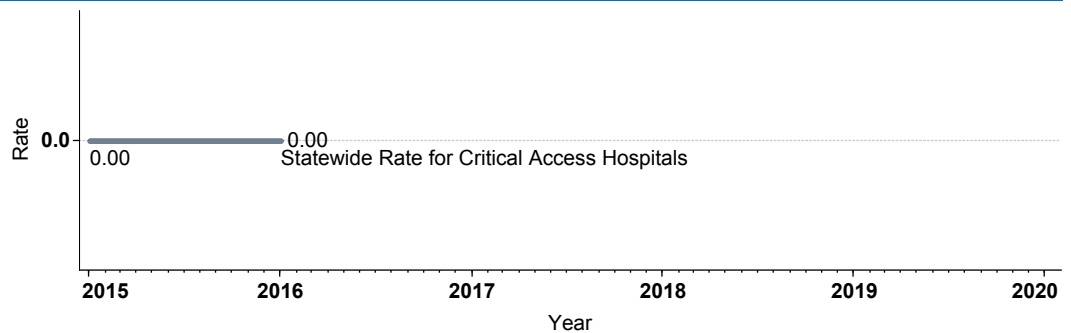
2016 Reported: 0
 2016 Predicted: 0.1
 Patient Days: 6,647
 SIR: -



2016 Comparison: Not Enough Data to Compare

Vancomycin-Resistant *Enterococcus* Bloodstream Infection (VRE BSI)

2016 Reported: 0
 Patient Days: 6,647
 Rate*: 0.00

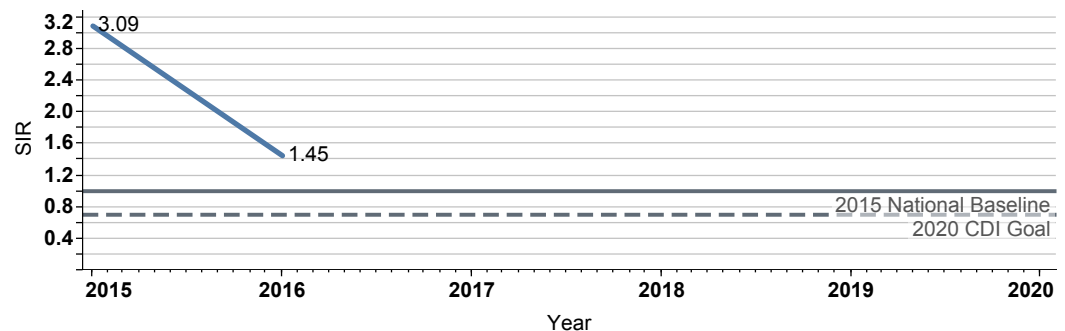


2016 Comparison: ⊖ Same as Statewide Rate

*SIR unavailable. Rate per 10,000 patient days

Clostridium difficile Infection (CDI)

2016 Reported: 4
 2016 Predicted: 2.8
 Patient Days: 6,074
 SIR: 1.45



2016 Comparison: ⊖ Same as 2015 National Baseline

Surgical Site Infection (SSI)

Procedure Type	Reported SSI	Predicted SSI	Number of Procedures	SIR	Compared with 2015 National Baseline
Appendix surgery	0	0.1	26	Not enough procedures to calculate SIR	
Cesarean section	0	0.1	93	Not enough procedures to calculate SIR	
Colon surgery	1	0.4	23	2.26	⊖ Same
Exploratory abdominal surgery (lapar..	0	0.2	33	Not enough procedures to calculate SIR	
Gallbladder surgery	0	0.1	42	Not enough procedures to calculate SIR	
Hip prosthesis	0	0.1	11	Not enough procedures to calculate SIR	
Hysterectomy, abdominal	0	0.1	12	Not enough procedures to calculate SIR	
Hysterectomy, vaginal	0	0.1	15	Not enough procedures to calculate SIR	
Knee prosthesis	0	0.0	7	Not enough procedures to calculate SIR	
Laminectomy	0	0.0	8	Not enough procedures to calculate SIR	
Open reduction of fracture	0	0.2	30	Not enough procedures to calculate SIR	
Ovarian surgery	0	0.0	15	Not enough procedures to calculate SIR	
Pacemaker surgery	0	0.0	4	Not enough procedures to calculate SIR	
Rectal surgery	0	0.1	3	Not enough procedures to calculate SIR	
Small bowel surgery	1	0.2	11	4.90	⊖ Same
Thoracic surgery	0	0.0	7	Not enough procedures to calculate SIR	

Data tables available from the California Health and Human Services Open Data Portal: <https://chhs.data.ca.gov/>

Information on interpreting this report: <https://www.cdph.ca.gov/Programs/CHCQ/HAI/Pages/AnnualHAIRports.aspx>