

Healthcare-Associated Infections Report, 2016



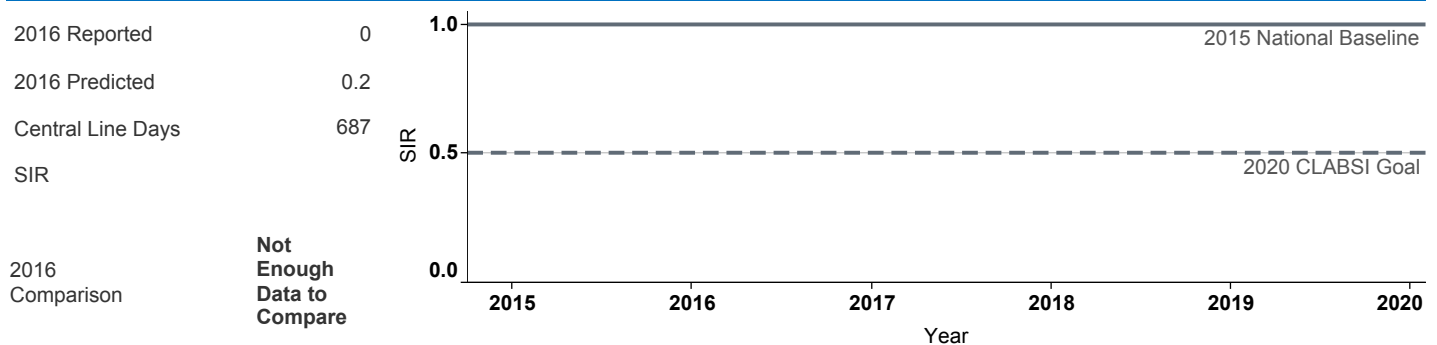
St. Helena Hospital, Clearlake (Clearlake)

Hospital Characteristics

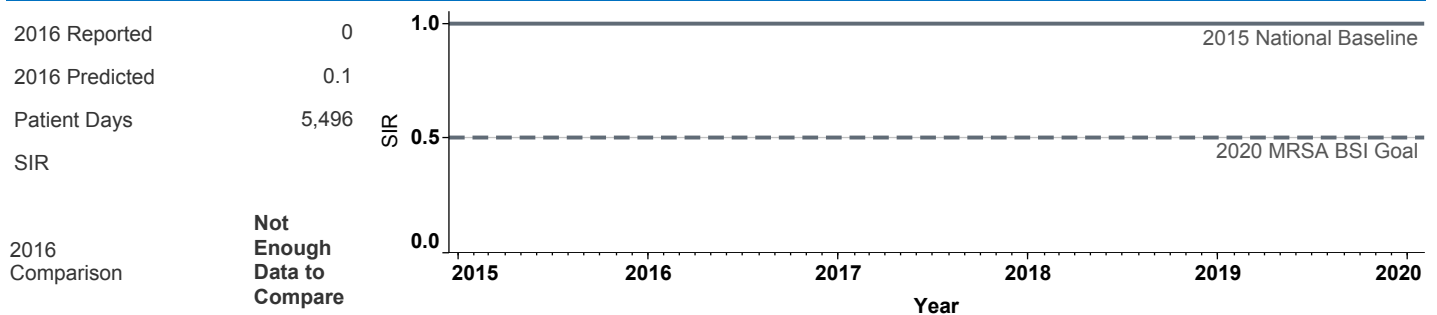
County	Medical School Affiliation	Hospital Type	Select by Facility Name
Lake	No	Critical Access	St. Helena Hospital, Clearlake

The **blue lines** show this hospital's healthcare-associated infection (HAI) incidence for 2015 and 2016, reported as standardized infection ratios (SIR) when possible. Each result is interpreted as the **⊖ Same**, **★ Better**, or **✘ Worse** than the national or state comparison.


Central Line Associated Bloodstream Infection (CLABSI)



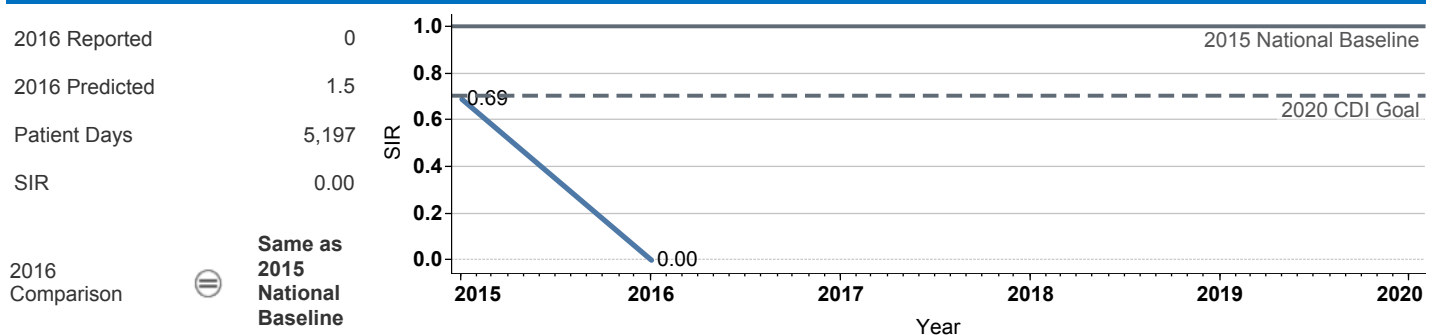
Methicillin-Resistant *Staphylococcus aureus* Bloodstream Infection (MRSA BSI)



Vancomycin-Resistant *Enterococcus* Bloodstream Infection (VRE BSI)



Clostridium difficile Infection (CDI)



Surgical Site Infection (SSI)

Procedure Type	Reported SSI	Predicted SSI	Number of Procedures	SIR	Compared with 2015 National Baseline
Appendix surgery	0	0.1	16	Not enough procedures to calculate SIR	
Bile duct, liver or pancreatic surgery	0	0.0	2	Not enough procedures to calculate SIR	
Cesarean section	0	0.1	37	Not enough procedures to calculate SIR	
Colon surgery	1	0.3	9	3.98	⊖ Same
Exploratory abdominal surgery (lapar..	0	0.1	15	Not enough procedures to calculate SIR	
Gallbladder surgery	0	0.0	13	Not enough procedures to calculate SIR	
Hysterectomy, abdominal	0	0.0	5	Not enough procedures to calculate SIR	
Hysterectomy, vaginal	0	0.0	7	Not enough procedures to calculate SIR	
Ovarian surgery	0	0.0	8	Not enough procedures to calculate SIR	
Rectal surgery	0	0.0	3	Not enough procedures to calculate SIR	
Small bowel surgery	0	0.1	5	Not enough procedures to calculate SIR	
Spleen surgery	0	0.0	1	Not enough procedures to calculate SIR	

Data tables available from the California Health and Human Services Open Data Portal: <https://chhs.data.ca.gov/>

Information on interpreting this report: <https://www.cdph.ca.gov/Programs/CHCQ/HAI/Pages/AnnualHAIReports.aspx>