

Healthcare-Associated Infections Report, 2016



Pioneers Memorial Healthcare District (Brawley)

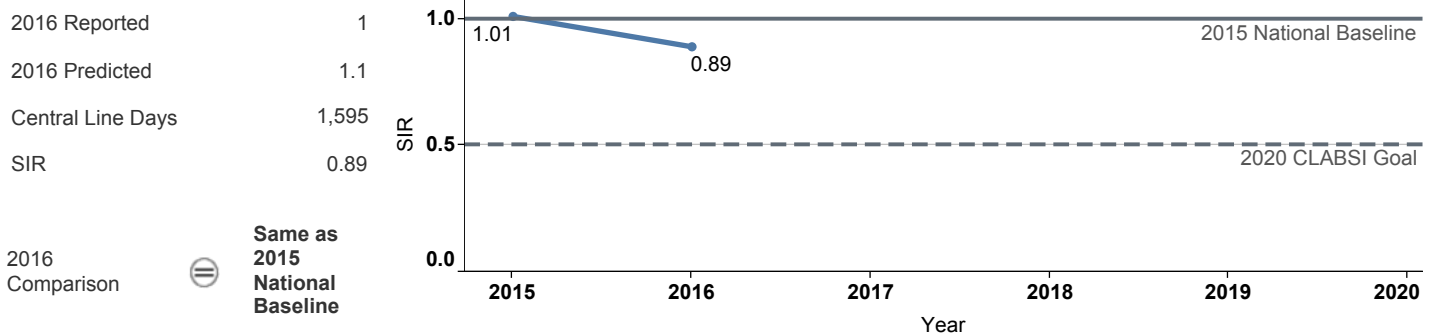
Hospital Characteristics

County: Imperial
 Medical School Affiliation: No
 Hospital Type: Community, < 125 beds

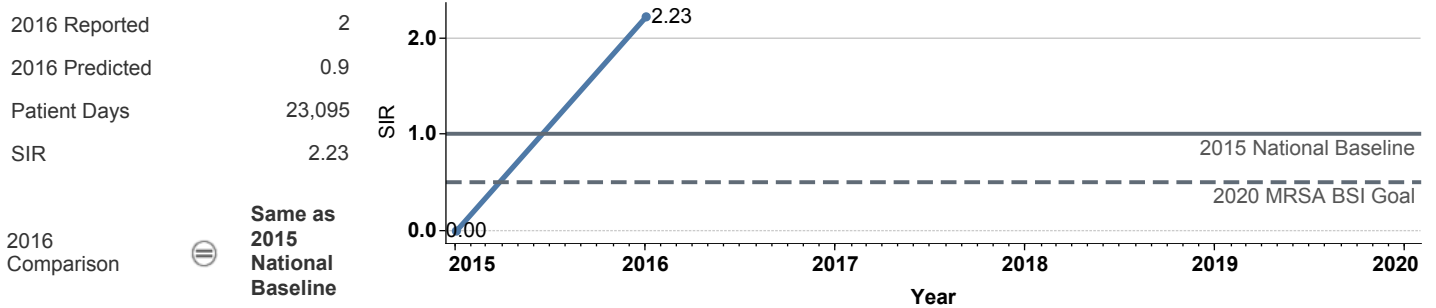
Select by Facility Name: Pioneers Memorial Healthcare..

The **blue lines** show this hospital's healthcare-associated infection (HAI) incidence for 2015 and 2016, reported as standardized infection ratios (SIR) when possible. Each result is interpreted as the **⊖ Same**, **★ Better**, or **✘ Worse** than the national or state comparison.

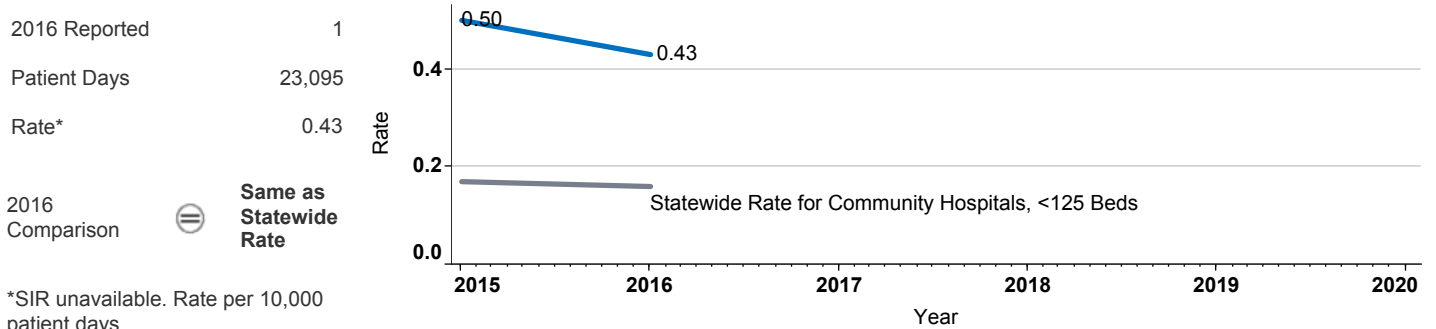
Central Line Associated Bloodstream Infection (CLABSI)



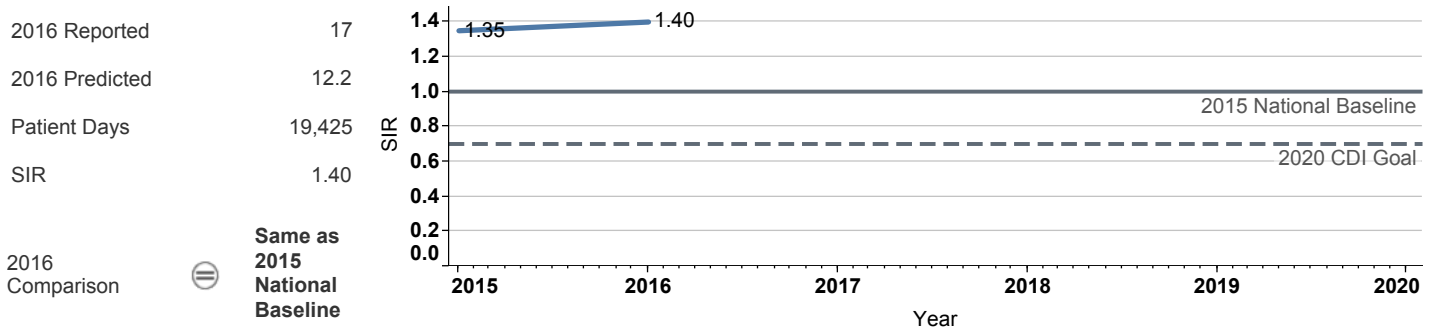
Methicillin-Resistant *Staphylococcus aureus* Bloodstream Infection (MRSA BSI)



Vancomycin-Resistant *Enterococcus* Bloodstream Infection (VRE BSI)



Clostridium difficile Infection (CDI)



Surgical Site Infection (SSI)

Procedure Type	Reported SSI	Predicted SSI	Number of Procedures	SIR	Compared with 2015 National Baseline
Appendix surgery	0	0.1	36	Not enough procedures to calculate SIR	
Bile duct, liver or pancreatic surgery	0	0.0	5	Not enough procedures to calculate SIR	
Cesarean section	3	0.4	482	7.19	* Worse
Colon surgery	0	0.5	21	0.00	☹ Same
Exploratory abdominal surgery (lapar..	1	0.1	25	Not enough procedures to calculate SIR	
Gallbladder surgery	0	0.2	103	0.00	☹ Same
Gastric surgery	0	0.0	2	Not enough procedures to calculate SIR	
Hip prosthesis	0	0.2	36	0.00	☹ Same
Hysterectomy, abdominal	0	0.0	7	Not enough procedures to calculate SIR	
Hysterectomy, vaginal	0	0.0	3	Not enough procedures to calculate SIR	
Knee prosthesis	0	0.4	107	0.00	☹ Same
Laminectomy	0	0.1	30	Not enough procedures to calculate SIR	
Open reduction of fracture	0	0.1	29	Not enough procedures to calculate SIR	
Ovarian surgery	0	0.0	26	Not enough procedures to calculate SIR	
Pacemaker surgery	0	0.0	9	Not enough procedures to calculate SIR	
Small bowel surgery	1	0.2	12	4.29	☹ Same
Spinal fusion	0	0.1	21	Not enough procedures to calculate SIR	
Spleen surgery	0	0.0	2	Not enough procedures to calculate SIR	

Data tables available from the California Health and Human Services Open Data Portal: <https://chhs.data.ca.gov/>

Information on interpreting this report: <https://www.cdph.ca.gov/Programs/CHCQ/HAI/Pages/AnnualHAIRepor%20.aspx>