

# Healthcare-Associated Infections Report, 2016



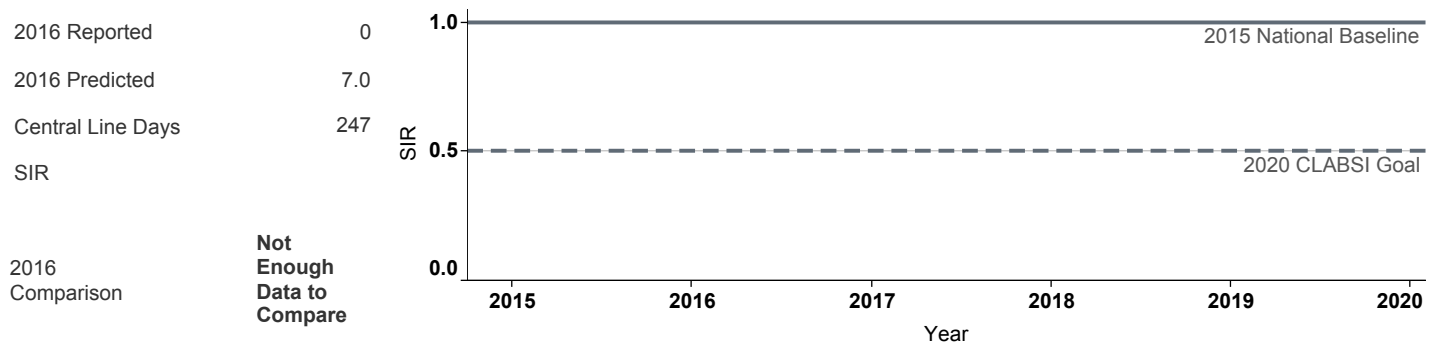
## Redwood Memorial Hospital (Fortuna)

### Hospital Characteristics

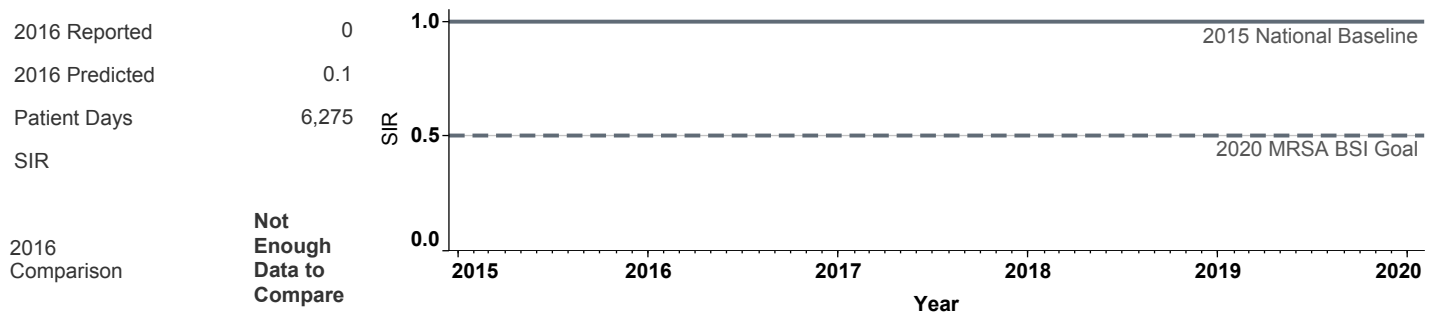
County	Medical School Affiliation	Hospital Type	Select by Facility Name
Humboldt	No	Critical Access	Redwood Memorial Hospital

The **blue lines** show this hospital's healthcare-associated infection (HAI) incidence for 2015 and 2016, reported as standardized infection ratios (SIR) when possible. Each result is interpreted as the ☹ Same, ★ Better, or ✖ Worse than the national or state comparison.

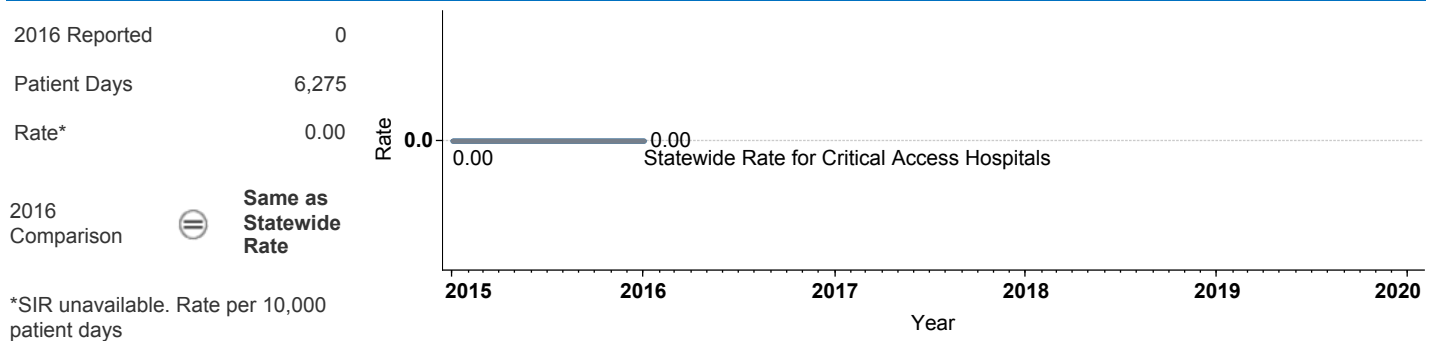
### Central Line Associated Bloodstream Infection (CLABSI)



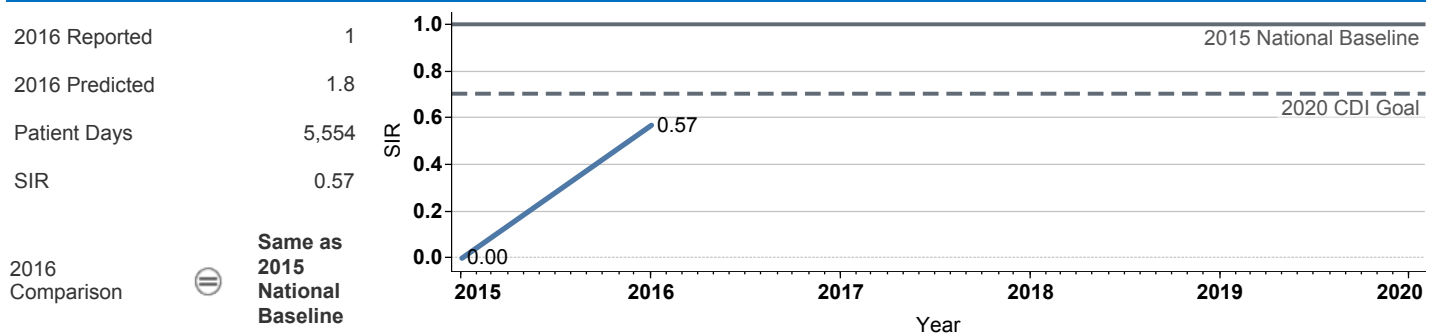
### Methicillin-Resistant *Staphylococcus aureus* Bloodstream Infection (MRSA BSI)



### Vancomycin-Resistant *Enterococcus* Bloodstream Infection (VRE BSI)



### *Clostridium difficile* Infection (CDI)



## Surgical Site Infection (SSI)

Procedure Type	Reported SSI	Predicted SSI	Number of Procedures	SIR	Compared with 2015 National Baseline
Appendix surgery	0	0.0	18	Not enough procedures to calculate SIR	
Bile duct, liver or pancreatic surgery	0	0.0	4	Not enough procedures to calculate SIR	
Cesarean section	0	0.1	71	Not enough procedures to calculate SIR	
Colon surgery	0	0.4	21	0.00	⊖ Same
Exploratory abdominal surgery (lapar..	0	0.2	30	Not enough procedures to calculate SIR	
Gallbladder surgery	0	0.1	21	Not enough procedures to calculate SIR	
Gastric surgery	0	0.1	11	Not enough procedures to calculate SIR	
Hip prosthesis	0	0.2	49	0.00	⊖ Same
Hysterectomy, abdominal	0	0.1	20	Not enough procedures to calculate SIR	
Hysterectomy, vaginal	0	0.1	20	Not enough procedures to calculate SIR	
Knee prosthesis	1	0.1	29	Not enough procedures to calculate SIR	
Open reduction of fracture	0	0.1	10	Not enough procedures to calculate SIR	
Ovarian surgery	0	0.0	16	Not enough procedures to calculate SIR	
Rectal surgery	0	0.1	3	Not enough procedures to calculate SIR	
Small bowel surgery	1	0.1	6	Not enough procedures to calculate SIR	
Thoracic surgery	0	0.0	5	Not enough procedures to calculate SIR	

Data tables available from the California Health and Human Services Open Data Portal: <https://chhs.data.ca.gov/>

Information on interpreting this report: <https://www.cdph.ca.gov/Programs/CHCQ/HAI/Pages/AnnualHAIReports.aspx>