

Healthcare-Associated Infections Report, 2016



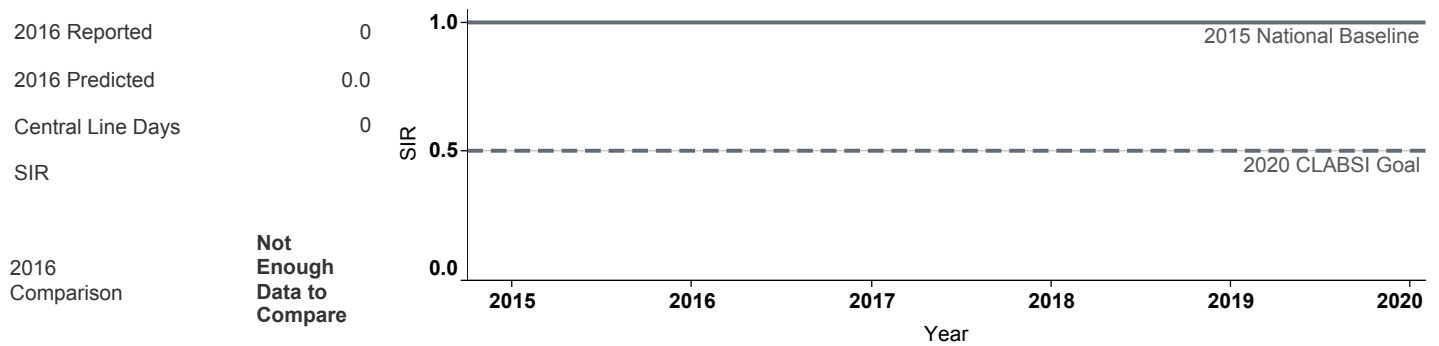
Fresno Surgical Hospital (Fresno)

Hospital Characteristics

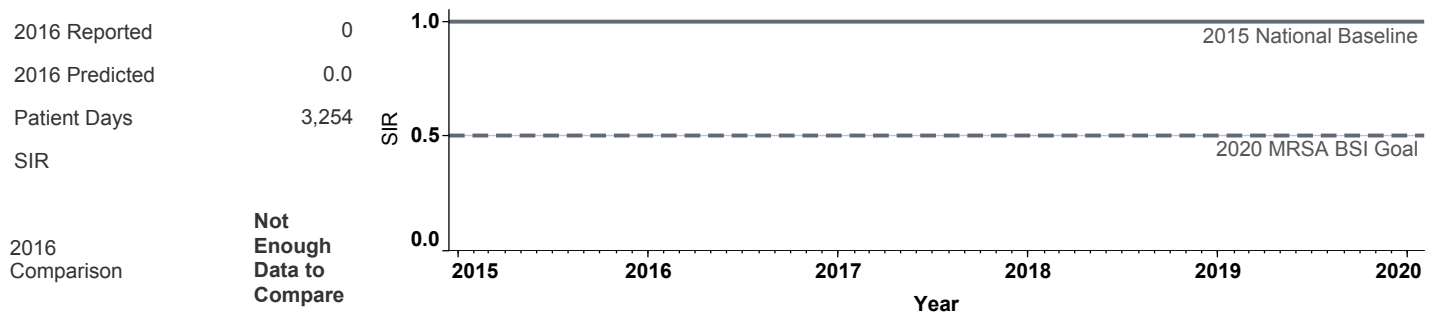
County	Medical School Affiliation	Hospital Type	Select by Facility Name
Fresno	No	Community, < 125 beds	Fresno Surgical Hospital

The **blue lines** show this hospital's healthcare-associated infection (HAI) incidence for 2015 and 2016, reported as standardized infection ratios (SIR) when possible. Each result is interpreted as the ☹ Same, ★ Better, or ✖ Worse than the national or state comparison.

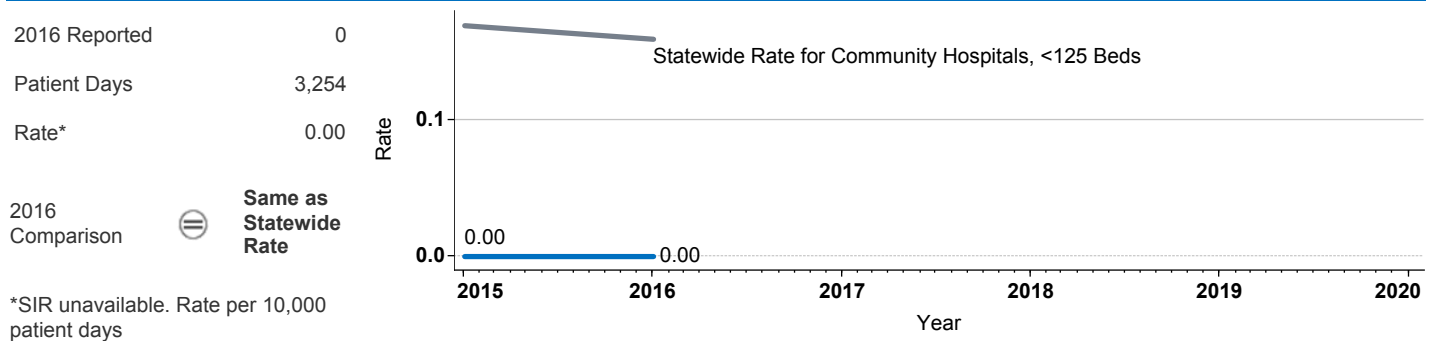
Central Line Associated Bloodstream Infection (CLABSI)



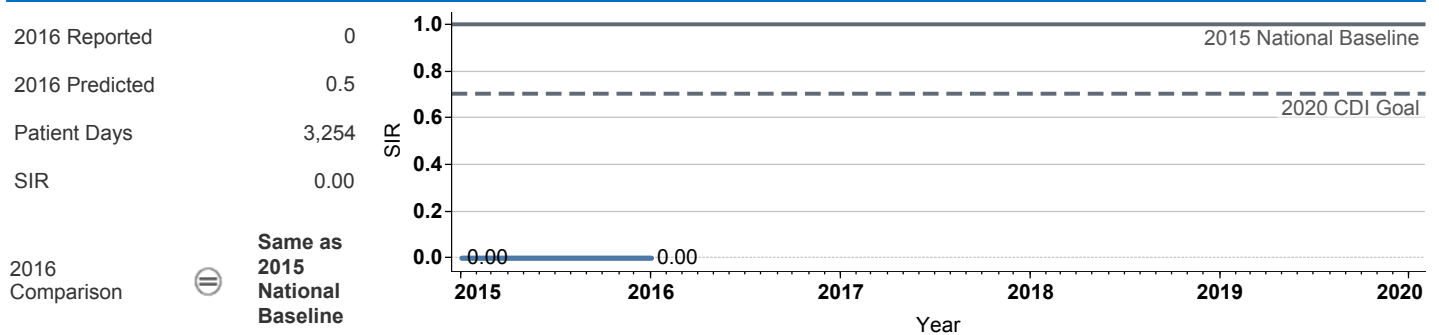
Methicillin-Resistant *Staphylococcus aureus* Bloodstream Infection (MRSA BSI)



Vancomycin-Resistant *Enterococcus* Bloodstream Infection (VRE BSI)



Clostridium difficile Infection (CDI)



Surgical Site Infection (SSI)

Procedure Type	Reported SSI	Predicted SSI	Number of Procedures	SIR	Compared with 2015 National Baseline
Hip prosthesis	0	1.3	372	0.00	⊖ Same
Hysterectomy, abdominal	0	0.1	16	Not enough procedures to calculate SIR	
Hysterectomy, vaginal	0	0.0	6	Not enough procedures to calculate SIR	
Kidney surgery	0	0.0	2	Not enough procedures to calculate SIR	
Knee prosthesis	0	1.9	891	0.00	⊖ Same
Laminectomy	0	0.2	63	Not enough procedures to calculate SIR	
Open reduction of fracture	0	0.1	11	Not enough procedures to calculate SIR	
Ovarian surgery	0	0.0	4	Not enough procedures to calculate SIR	
Rectal surgery	0	0.1	4	Not enough procedures to calculate SIR	
Spinal fusion	0	1.2	558	0.00	⊖ Same

Data tables available from the California Health and Human Services Open Data Portal: <https://chhs.data.ca.gov/>

Information on interpreting this report: <https://www.cdph.ca.gov/Programs/CHCQ/HAI/Pages/AnnualHAIReports.aspx>