

Healthcare-Associated Infections Report, 2016



Community Regional Medical Center (Fresno)

Hospital Characteristics

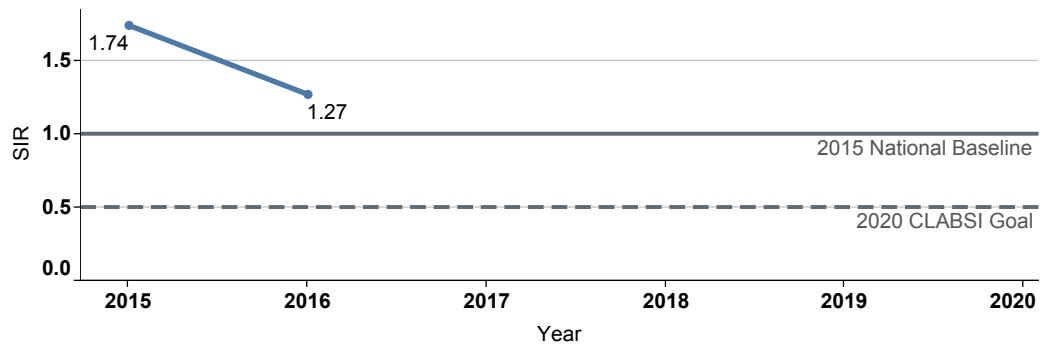
County: **Fresno**
 Medical School Affiliation: **Major**
 Hospital Type: **Major Teaching**

Select by Facility Name
 Community Regional Medical ..

The **blue lines** show this hospital's healthcare-associated infection (HAI) incidence for 2015 and 2016, reported as standardized infection ratios (SIR) when possible. Each result is interpreted as the ☹ Same, ★ Better, or ✖ Worse than the national or state comparison.

Central Line Associated Bloodstream Infection (CLABSI)

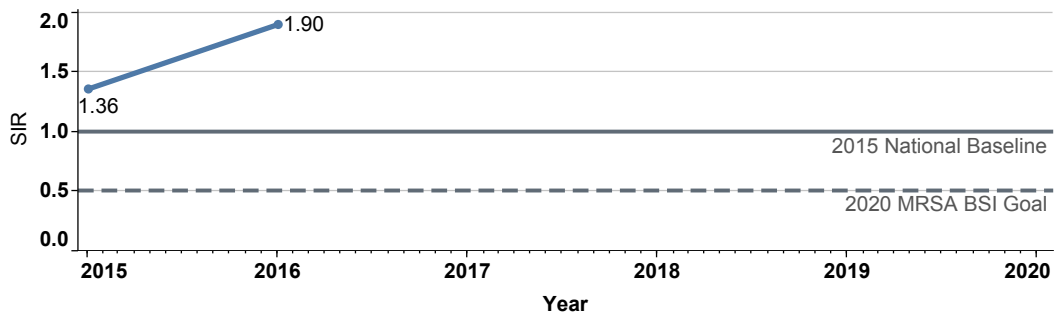
2016 Reported: 61
 2016 Predicted: 48.1
 Central Line Days: 41,055
 SIR: 1.27



2016 Comparison: ☹ Same as 2015 National Baseline

Methicillin-Resistant *Staphylococcus aureus* Bloodstream Infection (MRSA BSI)

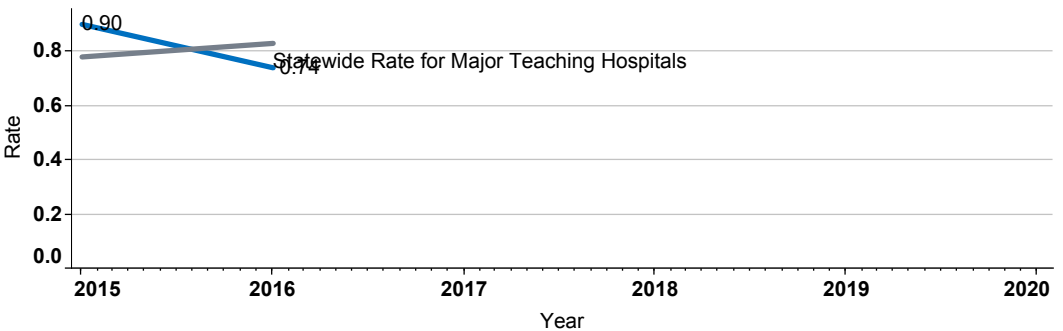
2016 Reported: 29
 2016 Predicted: 15.3
 Patient Days: 201,947
 SIR: 1.90



2016 Comparison: ✖ Worse than 2015 National Baseline

Vancomycin-Resistant *Enterococcus* Bloodstream Infection (VRE BSI)

2016 Reported: 15
 Patient Days: 201,947
 Rate*: 0.74

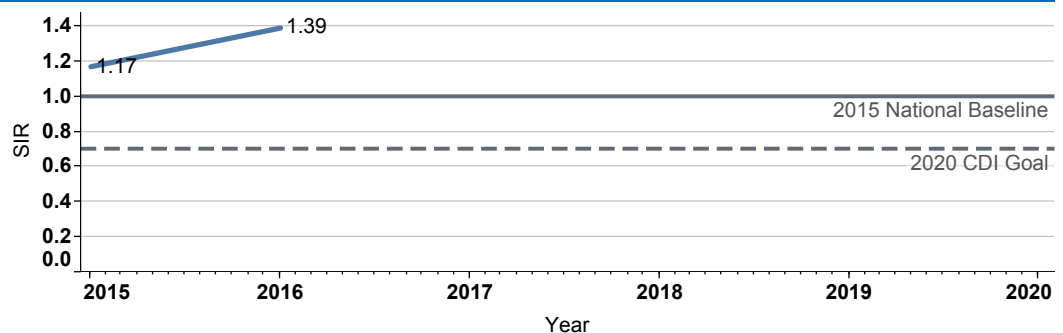


2016 Comparison: ☹ Same as Statewide Rate

*SIR unavailable. Rate per 10,000 patient days

Clostridium difficile Infection (CDI)

2016 Reported: 184
 2016 Predicted: 132.8
 Patient Days: 172,821
 SIR: 1.39



2016 Comparison: ✖ Worse than 2015 National Baseline

Surgical Site Infection (SSI)

Procedure Type	Reported SSI	Predicted SSI	Number of Procedures	SIR	Compared with 2015 National Baseline
Cardiac surgery	0	0.6	120	0.00	⊖ Same
Cesarean section	1	4.5	1,483	0.22	⊖ Same
Colon surgery	7	11.5	241	0.61	⊖ Same
Coronary bypass, chest and donor in..	0	1.6	159	0.00	⊖ Same
Coronary bypass, chest incision only	0	0.3	34	0.00	⊖ Same
Hip prosthesis	0	2.5	131	0.00	⊖ Same
Hysterectomy, abdominal	3	2.0	208	1.53	⊖ Same
Knee prosthesis	0	0.2	42	0.00	⊖ Same
Laminectomy	2	2.3	513	0.88	⊖ Same
Pacemaker surgery	0	0.4	173	0.00	⊖ Same
Spinal fusion	7	5.6	597	1.25	⊖ Same

Data tables available from the California Health and Human Services Open Data Portal: <https://chhs.data.ca.gov/>

Information on interpreting this report: <https://www.cdph.ca.gov/Programs/CHCQ/HAI/Pages/AnnualHAIRports.aspx>