

Healthcare-Associated Infections Report, 2016



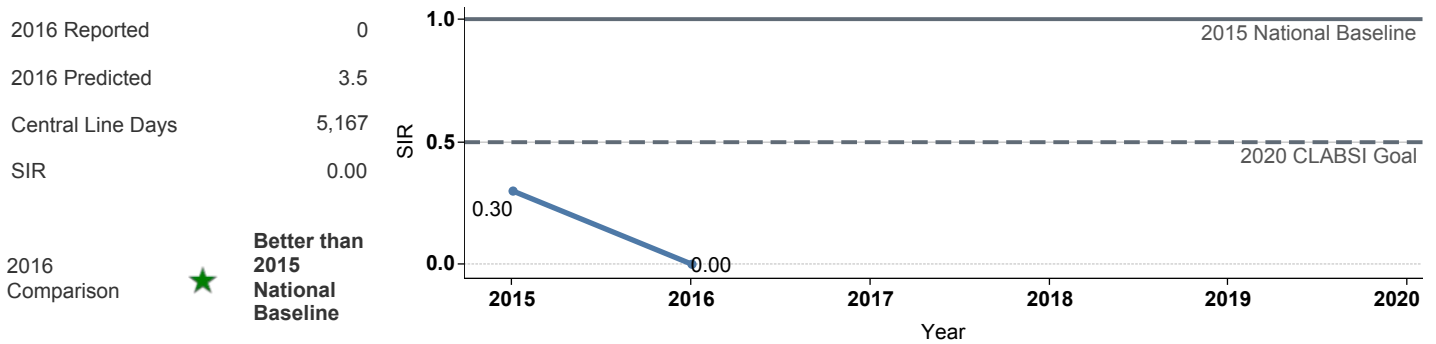
Marshall Medical Center (Placerville)

Hospital Characteristics

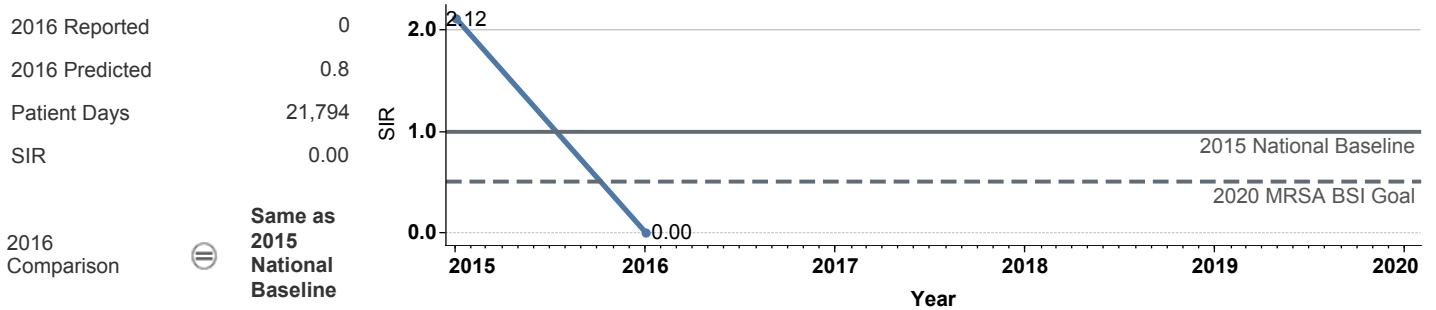
County	Medical School Affiliation	Hospital Type	Select by Facility Name
El Dorado	No	Community, < 125 beds	Marshall Medical Center

The **blue lines** show this hospital's healthcare-associated infection (HAI) incidence for 2015 and 2016, reported as standardized infection ratios (SIR) when possible. Each result is interpreted as the ☹ Same, ★ Better, or ✖ Worse than the national or state comparison.

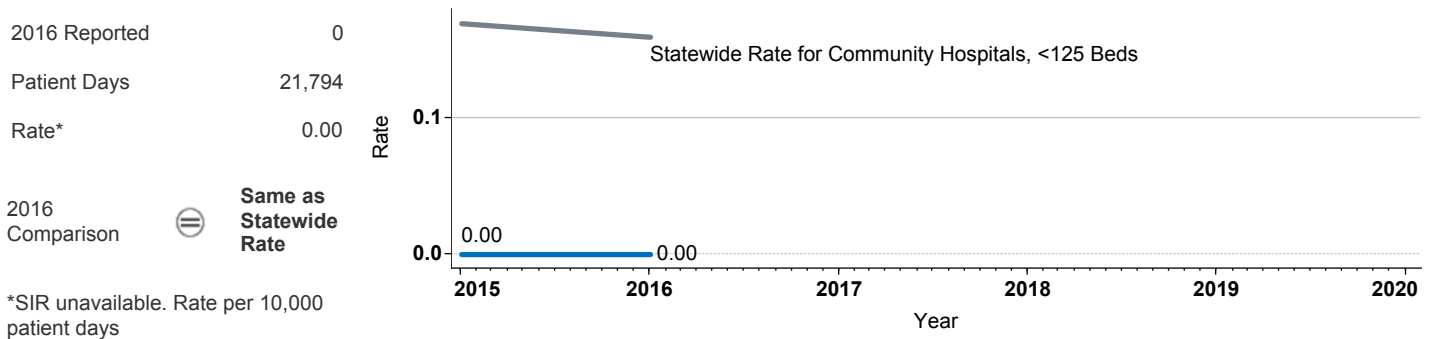
Central Line Associated Bloodstream Infection (CLABSI)



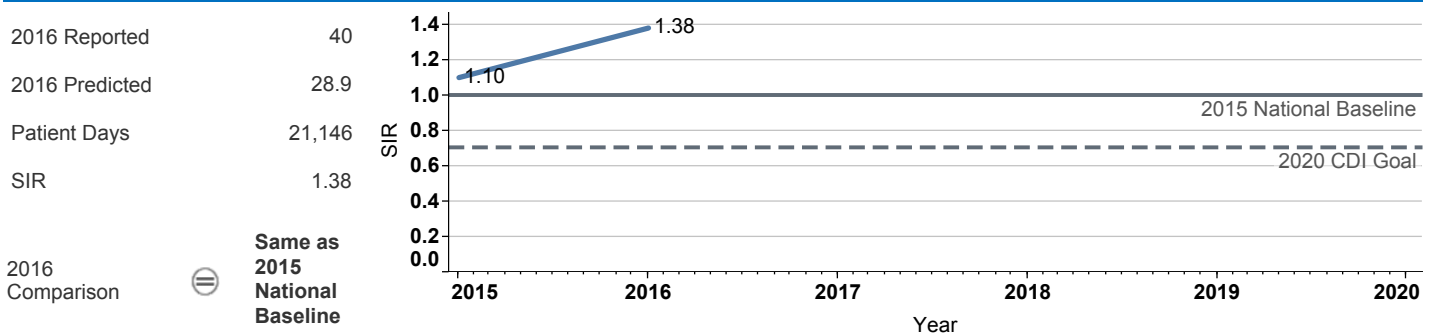
Methicillin-Resistant *Staphylococcus aureus* Bloodstream Infection (MRSA BSI)



Vancomycin-Resistant *Enterococcus* Bloodstream Infection (VRE BSI)



Clostridium difficile Infection (CDI)



Surgical Site Infection (SSI)

Procedure Type	Reported SSI	Predicted SSI	Number of Procedures	SIR	Compared with 2015 National Baseline
Appendix surgery	0	0.2	61	Not enough procedures to calculate SIR	
Bile duct, liver or pancreatic surgery	0	0.2	11	Not enough procedures to calculate SIR	
Cesarean section	0	0.1	156	Not enough procedures to calculate SIR	
Colon surgery	1	1.4	74	0.70	☹ Same
Exploratory abdominal surgery (lapar..	0	0.4	96	0.00	☹ Same
Gallbladder surgery	2	0.3	120	5.94	☹ Same
Gastric surgery	1	0.1	10	Not enough procedures to calculate SIR	
Hip prosthesis	0	0.6	115	0.00	☹ Same
Hysterectomy, abdominal	0	0.1	13	Not enough procedures to calculate SIR	
Hysterectomy, vaginal	0	0.1	15	Not enough procedures to calculate SIR	
Kidney surgery	0	0.1	15	Not enough procedures to calculate SIR	
Knee prosthesis	0	0.4	102	0.00	☹ Same
Laminectomy	0	0.1	49	Not enough procedures to calculate SIR	
Open reduction of fracture	0	0.5	84	0.00	☹ Same
Ovarian surgery	0	0.0	28	Not enough procedures to calculate SIR	
Pacemaker surgery	0	0.1	53	Not enough procedures to calculate SIR	
Rectal surgery	0	0.2	8	Not enough procedures to calculate SIR	
Small bowel surgery	2	0.5	28	3.83	☹ Same
Spinal fusion	0	0.0	19	Not enough procedures to calculate SIR	
Spleen surgery	0	0.0	3	Not enough procedures to calculate SIR	
Thoracic surgery	0	0.1	27	Not enough procedures to calculate SIR	

Data tables available from the California Health and Human Services Open Data Portal: <https://chhs.data.ca.gov/>

Information on interpreting this report: <https://www.cdph.ca.gov/Programs/CHCQ/HAH/Pages/AnnualHAIRReports.aspx>