

Healthcare-Associated Infections Report, 2016



Sutter Delta Medical Center (Antioch)

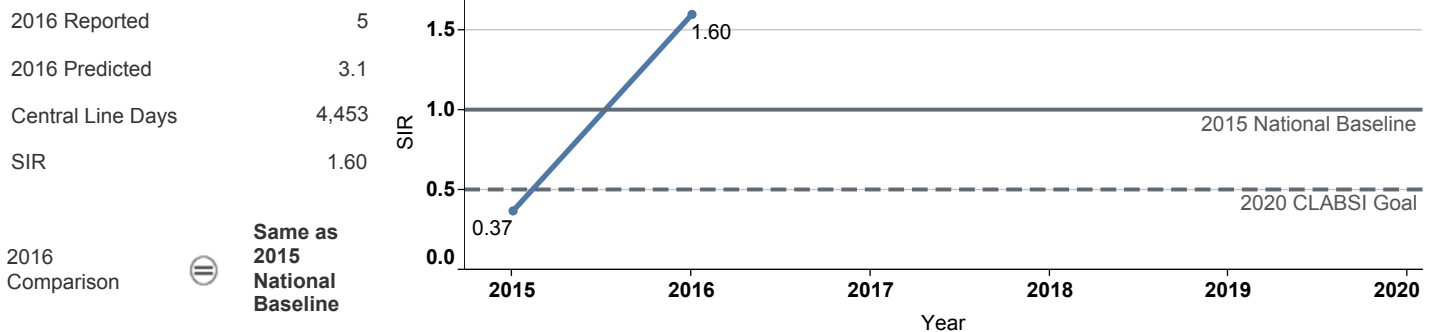
Hospital Characteristics

County: **Contra Costa** Medical School Affiliation: **Undergraduate** Hospital Type: **Community, 125 – 250 beds**

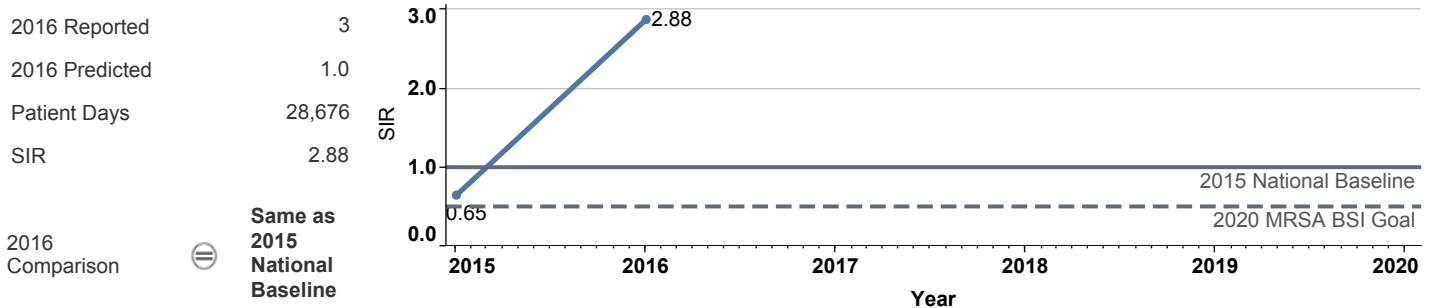
Select by Facility Name: **Sutter Delta Medical Center**

The **blue lines** show this hospital's healthcare-associated infection (HAI) incidence for 2015 and 2016, reported as standardized infection ratios (SIR) when possible. Each result is interpreted as the **⊖ Same**, **★ Better**, or **✘ Worse** than the national or state comparison.

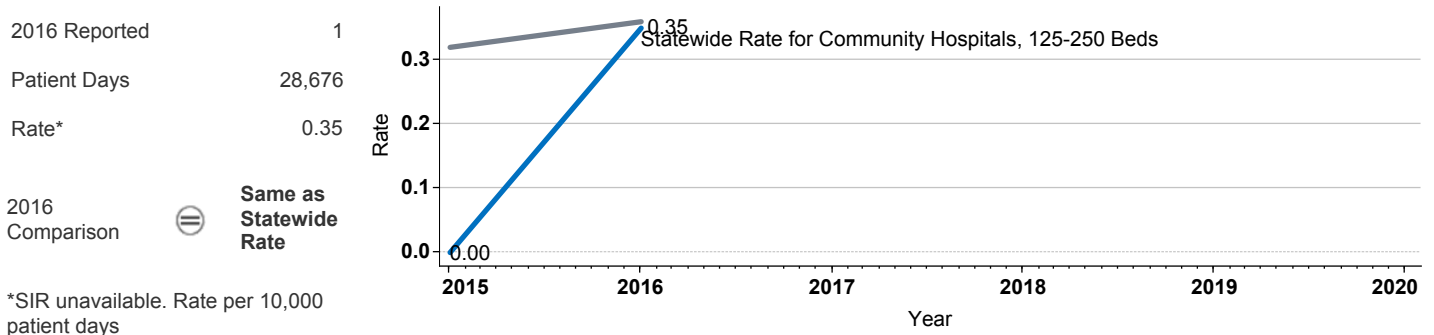
Central Line Associated Bloodstream Infection (CLABSI)



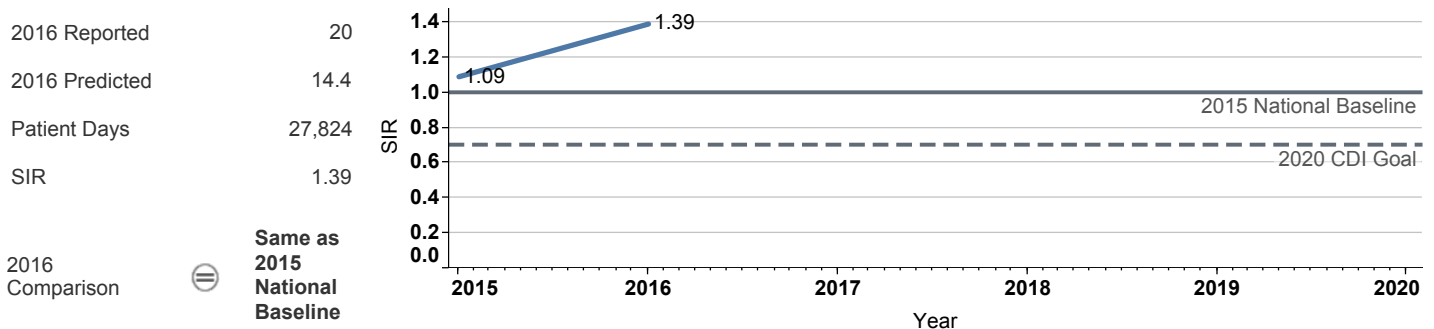
Methicillin-Resistant *Staphylococcus aureus* Bloodstream Infection (MRSA BSI)



Vancomycin-Resistant *Enterococcus* Bloodstream Infection (VRE BSI)



Clostridium difficile Infection (CDI)



Surgical Site Infection (SSI)

Procedure Type	Reported SSI	Predicted SSI	Number of Procedures	SIR	Compared with 2015 National Baseline
Appendix surgery	0	0.3	96	0.00	⊖ Same
Bile duct, liver or pancreatic surgery	0	0.0	2	Not enough procedures to calculate SIR	
Cardiac surgery	0	0.0	2	Not enough procedures to calculate SIR	
Cesarean section	0	0.3	243	0.00	⊖ Same
Colon surgery	0	0.9	35	0.00	⊖ Same
Exploratory abdominal surgery (lapar..	0	0.4	60	0.00	⊖ Same
Gallbladder surgery	0	0.3	109	0.00	⊖ Same
Gastric surgery	0	0.1	5	Not enough procedures to calculate SIR	
Hip prosthesis	0	0.4	46	0.00	⊖ Same
Hysterectomy, abdominal	0	0.1	11	Not enough procedures to calculate SIR	
Hysterectomy, vaginal	0	0.0	11	Not enough procedures to calculate SIR	
Kidney surgery	0	0.0	7	Not enough procedures to calculate SIR	
Knee prosthesis	0	0.4	50	0.00	⊖ Same
Open reduction of fracture	0	0.5	60	0.00	⊖ Same
Ovarian surgery	0	0.0	33	Not enough procedures to calculate SIR	
Rectal surgery	0	0.0	2	Not enough procedures to calculate SIR	
Small bowel surgery	0	0.3	19	0.00	⊖ Same
Spleen surgery	0	0.0	1	Not enough procedures to calculate SIR	
Thoracic surgery	0	0.0	24	Not enough procedures to calculate SIR	

Data tables available from the California Health and Human Services Open Data Portal: <https://chhs.data.ca.gov/>

Information on interpreting this report: <https://www.cdph.ca.gov/Programs/CHCQ/HAI/Pages/AnnualHAIReports.aspx>