

Healthcare-Associated Infections Report, 2016



San Ramon Regional Medical Center (San Ramon)

Hospital Characteristics

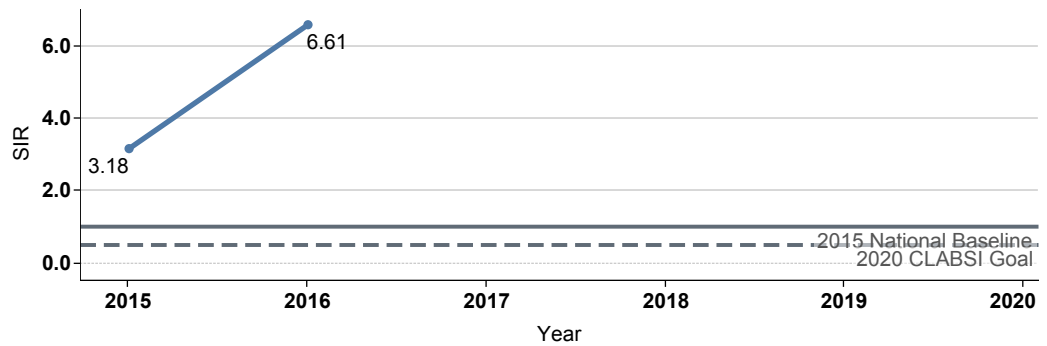
County: **Contra Costa** Medical School Affiliation: **No** Hospital Type: **Community, < 125 beds**

Select by Facility Name: **San Ramon Regional Medical ..**

The **blue lines** show this hospital's healthcare-associated infection (HAI) incidence for 2015 and 2016, reported as standardized infection ratios (SIR) when possible. Each result is interpreted as the ☹ Same, ★ Better, or ✖ Worse than the national or state comparison.

Central Line Associated Bloodstream Infection (CLABSI)

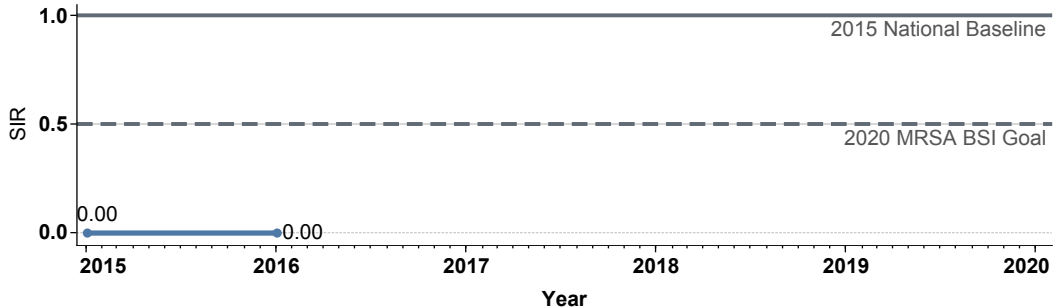
2016 Reported: 10
 2016 Predicted: 1.5
 Central Line Days: 2,195
 SIR: 6.61



2016 Comparison: ✖ **Worse than 2015 National Baseline**

Methicillin-Resistant *Staphylococcus aureus* Bloodstream Infection (MRSA BSI)

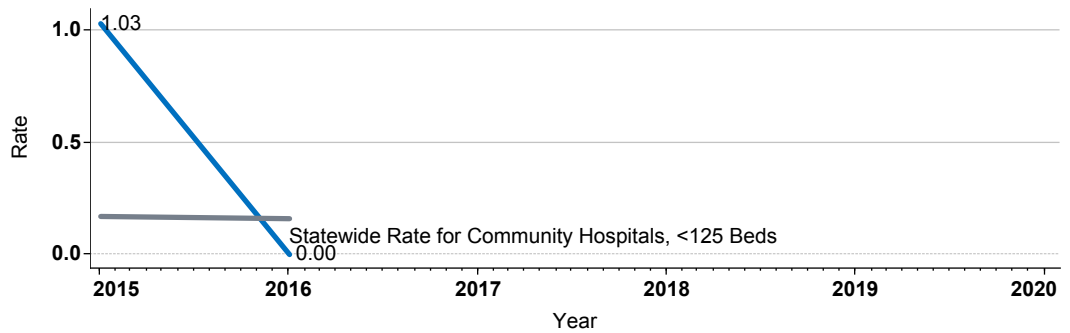
2016 Reported: 0
 2016 Predicted: 0.6
 Patient Days: 20,982
 SIR: 0.00



2016 Comparison: ☹ **Same as 2015 National Baseline**

Vancomycin-Resistant *Enterococcus* Bloodstream Infection (VRE BSI)

2016 Reported: 0
 Patient Days: 20,982
 Rate*: 0.00

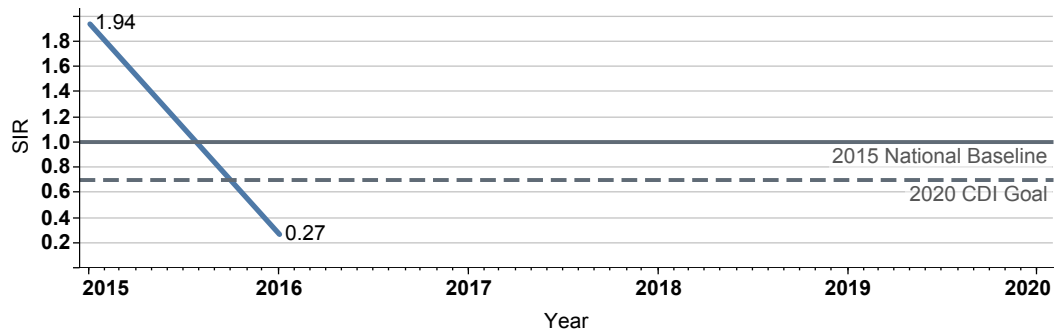


2016 Comparison: ☹ **Same as Statewide Rate**

*SIR unavailable. Rate per 10,000 patient days

Clostridium difficile Infection (CDI)

2016 Reported: 2
 2016 Predicted: 7.4
 Patient Days: 18,915
 SIR: 0.27



2016 Comparison: ★ **Better than 2015 National Baseline**

Surgical Site Infection (SSI)

Procedure Type	Reported SSI	Predicted SSI	Number of Procedures	SIR	Compared with 2015 National Baseline
Appendix surgery	0	0.1	20	Not enough procedures to calculate SIR	
Bile duct, liver or pancreatic surgery	0	0.1	4	Not enough procedures to calculate SIR	
Cardiac surgery	0	0.1	21	Not enough procedures to calculate SIR	
Cesarean section	0	0.2	257	Not enough procedures to calculate SIR	
Colon surgery	1	1.2	56	0.81	⊖ Same
Coronary bypass, chest and donor in..	0	0.0	1	Not enough procedures to calculate SIR	
Coronary bypass, chest incision only	0	0.1	16	Not enough procedures to calculate SIR	
Exploratory abdominal surgery (lapar..	0	0.2	36	Not enough procedures to calculate SIR	
Gallbladder surgery	0	0.2	62	Not enough procedures to calculate SIR	
Gastric surgery	0	0.1	9	Not enough procedures to calculate SIR	
Hip prosthesis	0	0.7	66	0.00	⊖ Same
Hysterectomy, abdominal	0	0.1	21	Not enough procedures to calculate SIR	
Hysterectomy, vaginal	0	0.0	4	Not enough procedures to calculate SIR	
Kidney surgery	0	0.1	15	Not enough procedures to calculate SIR	
Knee prosthesis	0	0.7	102	0.00	⊖ Same
Laminectomy	0	0.9	329	0.00	⊖ Same
Open reduction of fracture	0	0.1	30	Not enough procedures to calculate SIR	
Ovarian surgery	0	0.0	47	Not enough procedures to calculate SIR	
Pacemaker surgery	0	0.0	10	Not enough procedures to calculate SIR	
Rectal surgery	1	0.3	17	3.02	⊖ Same
Small bowel surgery	0	0.5	23	0.00	⊖ Same
Spinal fusion	2	0.8	322	2.39	⊖ Same
Spleen surgery	0	0.0	3	Not enough procedures to calculate SIR	
Thoracic surgery	0	0.0	17	Not enough procedures to calculate SIR	

Data tables available from the California Health and Human Services Open Data Portal: <https://chhs.data.ca.gov/>

Information on interpreting this report: <https://www.cdph.ca.gov/Programs/CHCQ/HAH/Pages/AnnualHAIRReports.aspx>