

# Healthcare-Associated Infections Report, 2016



## John Muir Medical Center, Concord Campus (Concord)

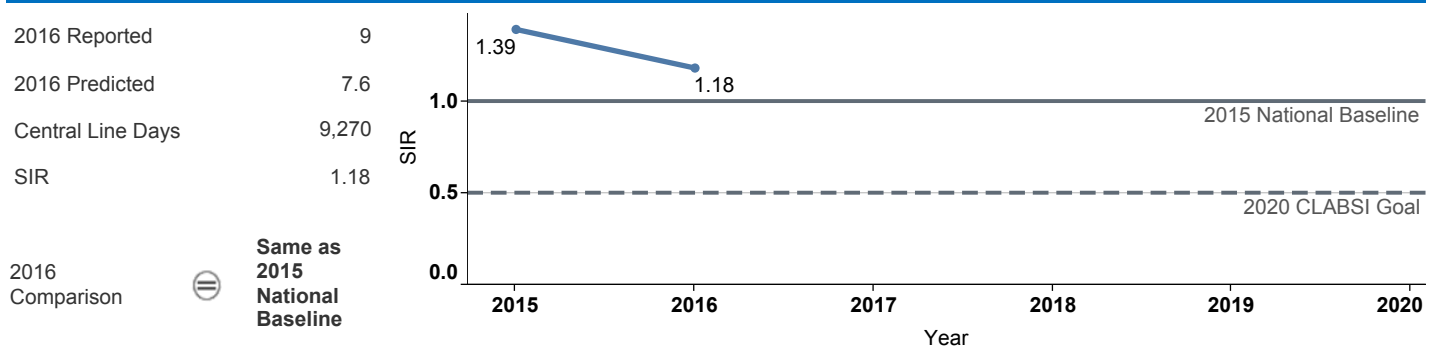
### Hospital Characteristics

County: Contra Costa  
 Medical School Affiliation: No  
 Hospital Type: Community, 125 – 250 beds

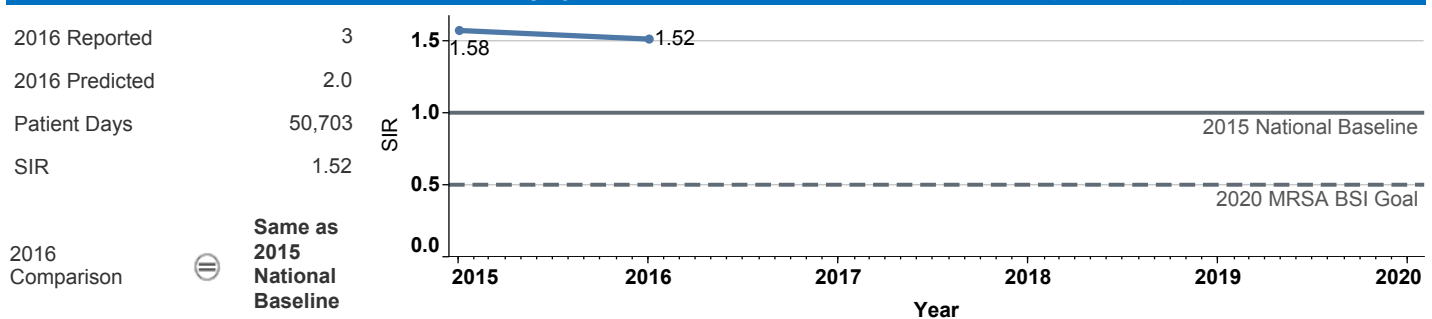
Select by Facility Name  
 John Muir Medical Center, Co..

The **blue lines** show this hospital's healthcare-associated infection (HAI) incidence for 2015 and 2016, reported as standardized infection ratios (SIR) when possible. Each result is interpreted as the **⊖ Same**, **★ Better**, or **✘ Worse** than the national or state comparison.

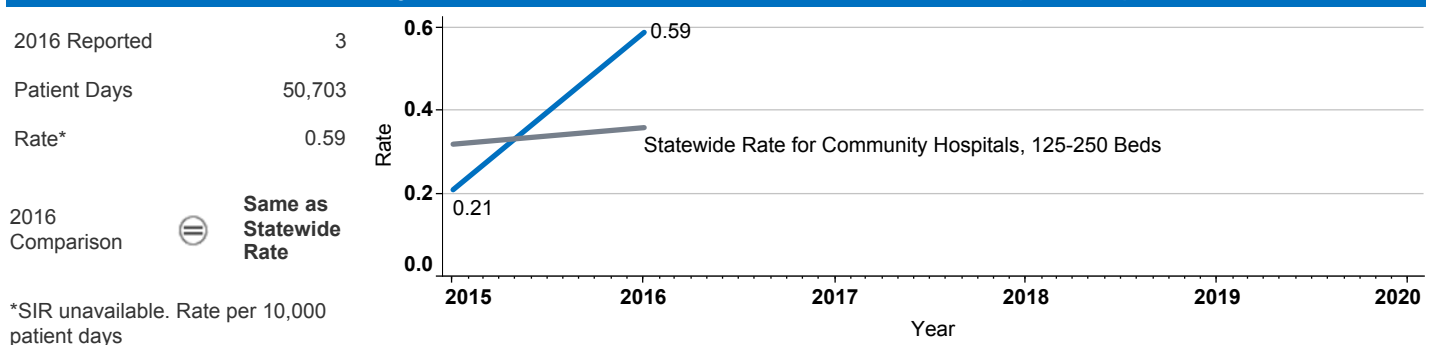
### Central Line Associated Bloodstream Infection (CLABSI)



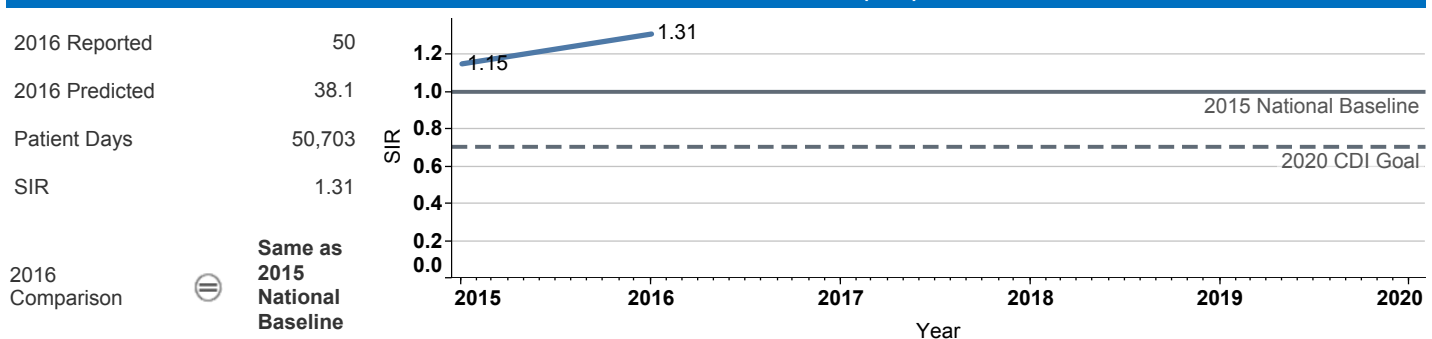
### Methicillin-Resistant *Staphylococcus aureus* Bloodstream Infection (MRSA BSI)



### Vancomycin-Resistant *Enterococcus* Bloodstream Infection (VRE BSI)



### Clostridium difficile Infection (CDI)



**Surgical Site Infection (SSI)**

Procedure Type	Reported SSI	Predicted SSI	Number of Procedures	SIR	Compared with 2015 National Baseline
Abdominal aortic aneurysm repair	0	0.0	1	Not enough procedures to calculate SIR	
Appendix surgery	0	0.2	50	Not enough procedures to calculate SIR	
Bile duct, liver or pancreatic surgery	0	0.1	17	Not enough procedures to calculate SIR	
Cardiac surgery	0	0.5	178	0.00	⊖ Same
Colon surgery	7	4.4	160	1.60	⊖ Same
Coronary bypass, chest and donor in..	1	1.1	219	0.91	⊖ Same
Coronary bypass, chest incision only	0	0.1	8	Not enough procedures to calculate SIR	
Exploratory abdominal surgery (lapar..	0	0.8	186	0.00	⊖ Same
Gallbladder surgery	1	0.5	145	2.07	⊖ Same
Gastric surgery	1	0.8	112	1.30	⊖ Same
Hip prosthesis	0	2.9	507	0.00	⊖ Same
Hysterectomy, abdominal	1	0.3	39	3.37	⊖ Same
Hysterectomy, vaginal	0	0.0	5	Not enough procedures to calculate SIR	
Kidney surgery	0	0.2	64	0.00	⊖ Same
Knee prosthesis	0	0.9	290	0.00	⊖ Same
Laminectomy	0	0.1	15	Not enough procedures to calculate SIR	
Open reduction of fracture	1	0.4	68	2.43	⊖ Same
Ovarian surgery	0	0.0	59	Not enough procedures to calculate SIR	
Pacemaker surgery	1	0.2	99	Not enough procedures to calculate SIR	
Rectal surgery	0	0.6	49	0.00	⊖ Same
Small bowel surgery	5	2.0	100	2.49	⊖ Same
Spinal fusion	0	0.1	13	Not enough procedures to calculate SIR	
Spleen surgery	0	0.0	2	Not enough procedures to calculate SIR	
Thoracic surgery	3	0.6	250	4.96	✖ Worse

Data tables available from the California Health and Human Services Open Data Portal: <https://chhs.data.ca.gov/>

Information on interpreting this report: <https://www.cdph.ca.gov/Programs/CHCQ/HAI/Pages/AnnualHAIRports.aspx>