

Healthcare-Associated Infections Report, 2016



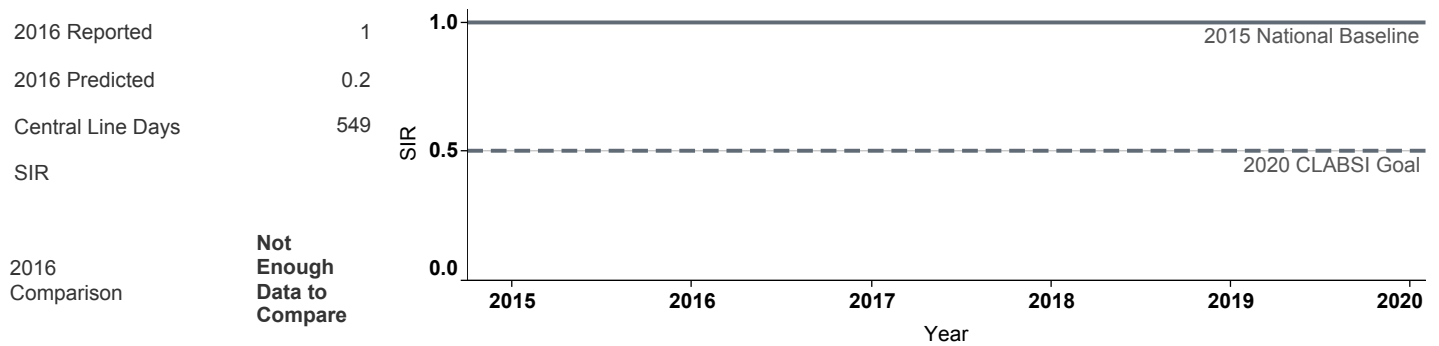
Mark Twain Medical Center (San Andreas)

Hospital Characteristics

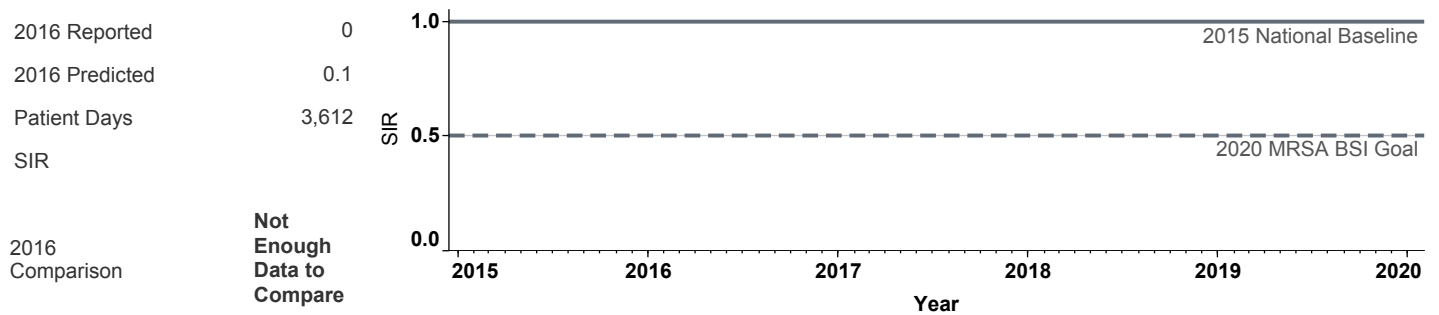
County	Medical School Affiliation	Hospital Type	Select by Facility Name
Calaveras	No	Critical Access	Mark Twain Medical Center

The **blue lines** show this hospital's healthcare-associated infection (HAI) incidence for 2015 and 2016, reported as standardized infection ratios (SIR) when possible. Each result is interpreted as the ☹ Same, ★ Better, or ✖ Worse than the national or state comparison.

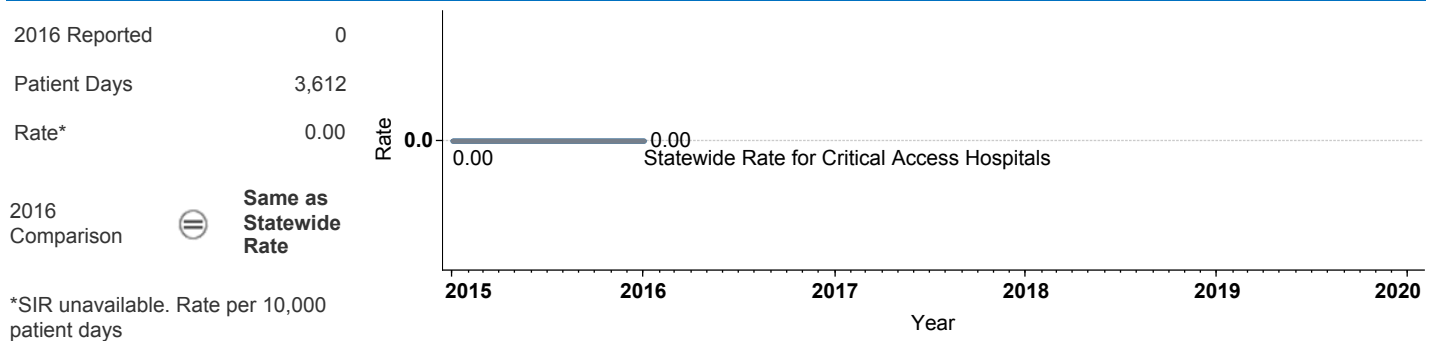
Central Line Associated Bloodstream Infection (CLABSI)



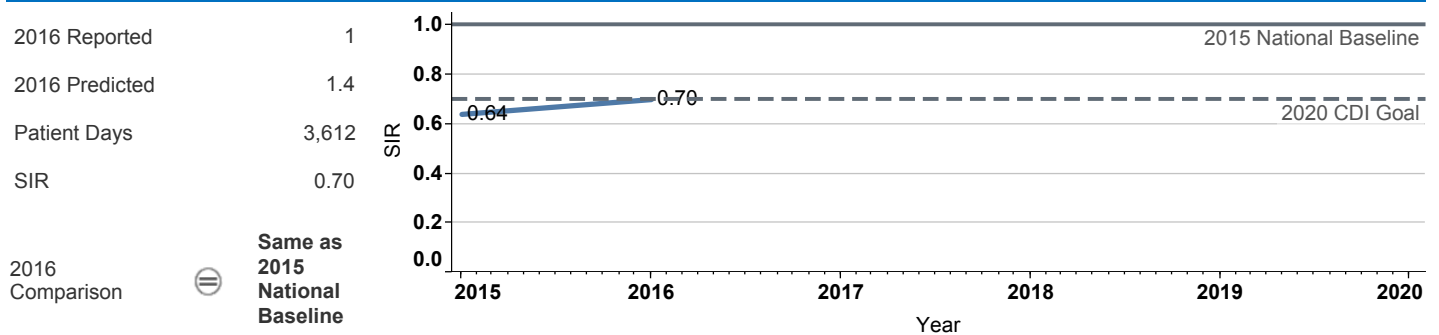
Methicillin-Resistant *Staphylococcus aureus* Bloodstream Infection (MRSA BSI)



Vancomycin-Resistant *Enterococcus* Bloodstream Infection (VRE BSI)



Clostridium difficile Infection (CDI)



Surgical Site Infection (SSI)

Procedure Type	Reported SSI	Predicted SSI	Number of Procedures	SIR	Compared with 2015 National Baseline
Appendix surgery	0	0.0	6	Not enough procedures to calculate SIR	
Colon surgery	0	0.1	7	Not enough procedures to calculate SIR	
Exploratory abdominal surgery (lapar..	0	0.0	6	Not enough procedures to calculate SIR	
Gallbladder surgery	0	0.1	23	Not enough procedures to calculate SIR	
Gastric surgery	0	0.0	1	Not enough procedures to calculate SIR	
Hip prosthesis	0	0.1	19	Not enough procedures to calculate SIR	
Hysterectomy, abdominal	0	0.2	24	0.00	⊖ Same
Knee prosthesis	0	0.1	41	Not enough procedures to calculate SIR	
Open reduction of fracture	0	0.2	31	Not enough procedures to calculate SIR	
Ovarian surgery	0	0.0	2	Not enough procedures to calculate SIR	
Thoracic surgery	0	0.0	3	Not enough procedures to calculate SIR	

Data tables available from the California Health and Human Services Open Data Portal: <https://chhs.data.ca.gov/>

Information on interpreting this report: <https://www.cdph.ca.gov/Programs/CHCQ/HAI/Pages/AnnualHAIReports.aspx>