

Healthcare-Associated Infections Report, 2016



Washington Hospital (Fremont)

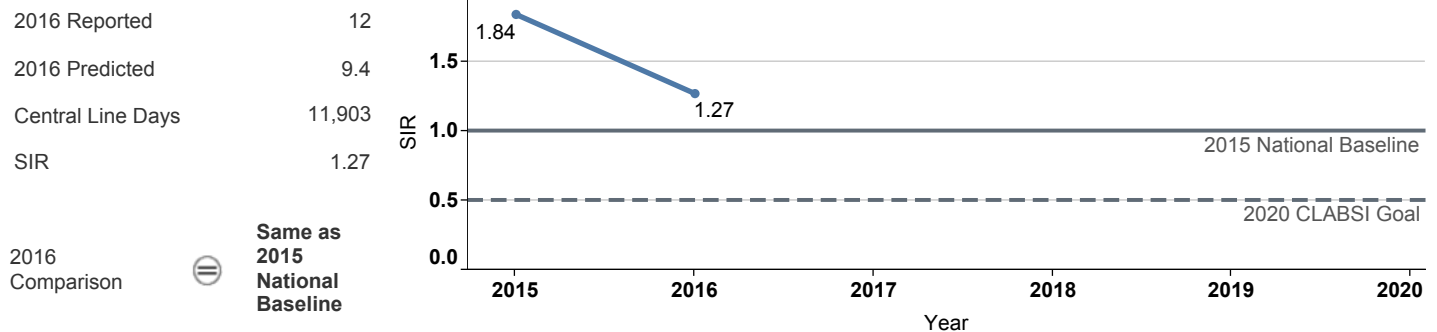
Hospital Characteristics

County: **Alameda**
 Medical School Affiliation: **No**
 Hospital Type: **Community, > 250 beds**

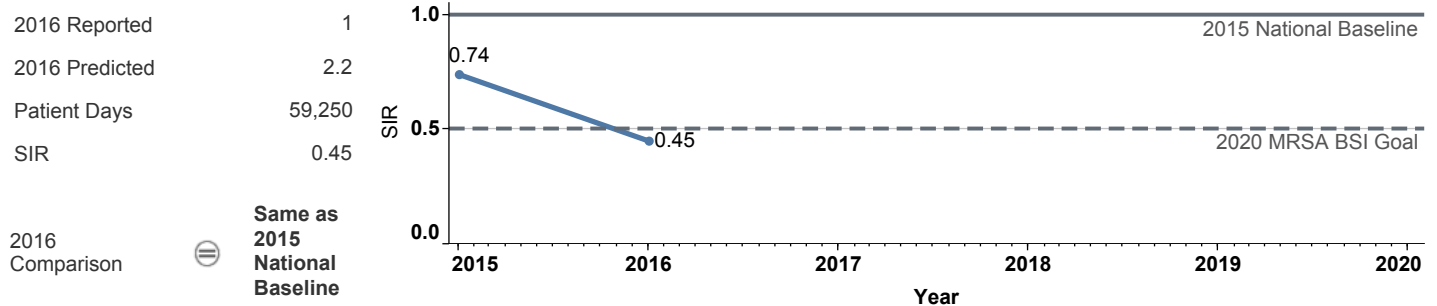
Select by Facility Name
 Washington Hospital

The **blue lines** show this hospital's healthcare-associated infection (HAI) incidence for 2015 and 2016, reported as standardized infection ratios (SIR) when possible. Each result is interpreted as the **⊖ Same**, **★ Better**, or **✖ Worse** than the national or state comparison.

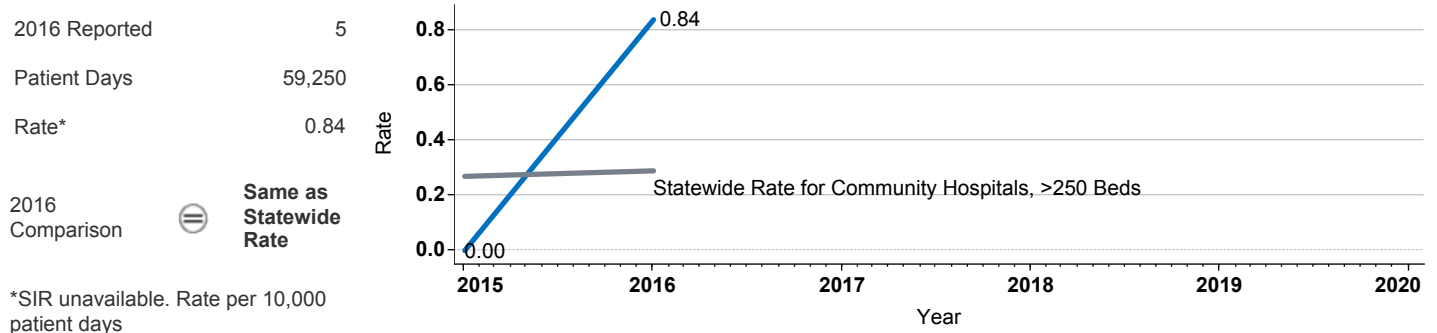
Central Line Associated Bloodstream Infection (CLABSI)



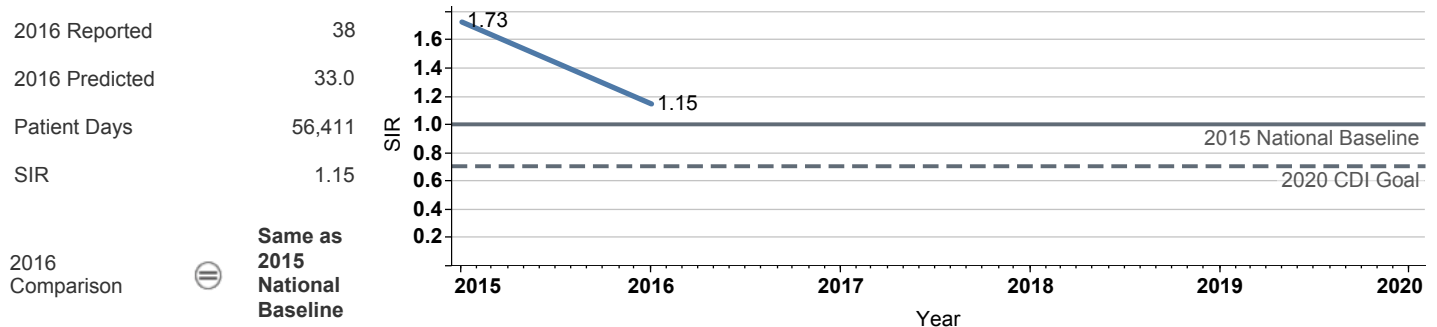
Methicillin-Resistant *Staphylococcus aureus* Bloodstream Infection (MRSA BSI)



Vancomycin-Resistant *Enterococcus* Bloodstream Infection (VRE BSI)



Clostridium difficile Infection (CDI)



Surgical Site Infection (SSI)

| Procedure Type | Reported SSI | Predicted SSI | Number of Procedures | SIR | Compared with 2015 National Baseline |
|--|--------------|---------------|----------------------|---|--------------------------------------|
| Appendix surgery | 1 | 0.6 | 145 | 1.72 | ⊖ Same |
| Bile duct, liver or pancreatic surgery | 0 | 0.1 | 3 | Not enough procedures to calculate SIR | |
| Cardiac surgery | 0 | 0.1 | 27 | Not enough procedures to calculate SIR | |
| Cesarean section | 0 | 0.4 | 520 | 0.00 | ⊖ Same |
| Colon surgery | 2 | 1.8 | 88 | 1.11 | ⊖ Same |
| Coronary bypass, chest and donor in.. | 0 | 1.0 | 96 | 0.00 | ⊖ Same |
| Exploratory abdominal surgery (lapar.. | 0 | 0.3 | 66 | 0.00 | ⊖ Same |
| Gallbladder surgery | 0 | 0.2 | 74 | Not enough procedures to calculate SIR | |
| Gastric surgery | 0 | 0.1 | 11 | Not enough procedures to calculate SIR | |
| Hip prosthesis | 2 | 2.9 | 575 | 0.69 | ⊖ Same |
| Hysterectomy, abdominal | 1 | 0.3 | 33 | 3.85 | ⊖ Same |
| Hysterectomy, vaginal | 0 | 0.1 | 12 | Not enough procedures to calculate SIR | |
| Kidney surgery | 0 | 0.0 | 7 | Not enough procedures to calculate SIR | |
| Knee prosthesis | 1 | 2.2 | 931 | 0.46 | ⊖ Same |
| Laminectomy | 0 | 0.4 | 153 | 0.00 | ⊖ Same |
| Open reduction of fracture | 0 | 0.4 | 72 | 0.00 | ⊖ Same |
| Ovarian surgery | 0 | 0.0 | 71 | Not enough procedures to calculate SIR | |
| Pacemaker surgery | 0 | 0.1 | 64 | Not enough procedures to calculate SIR | |
| Rectal surgery | 0 | 0.1 | 7 | Not enough procedures to calculate SIR | |
| Small bowel surgery | 0 | 0.7 | 39 | 0.00 | ⊖ Same |
| Spinal fusion | 1 | 0.7 | 88 | 1.53 | ⊖ Same |
| Thoracic surgery | 0 | 0.2 | 66 | Not enough procedures to calculate SIR | |

Data tables available from the California Health and Human Services Open Data Portal: <https://chhs.data.ca.gov/>

Information on interpreting this report: <https://www.cdph.ca.gov/Programs/CHCQ/HAI/Pages/AnnualHAIRports.aspx>