

# Healthcare-Associated Infections Report, 2016



## St Rose Hospital (Hayward)

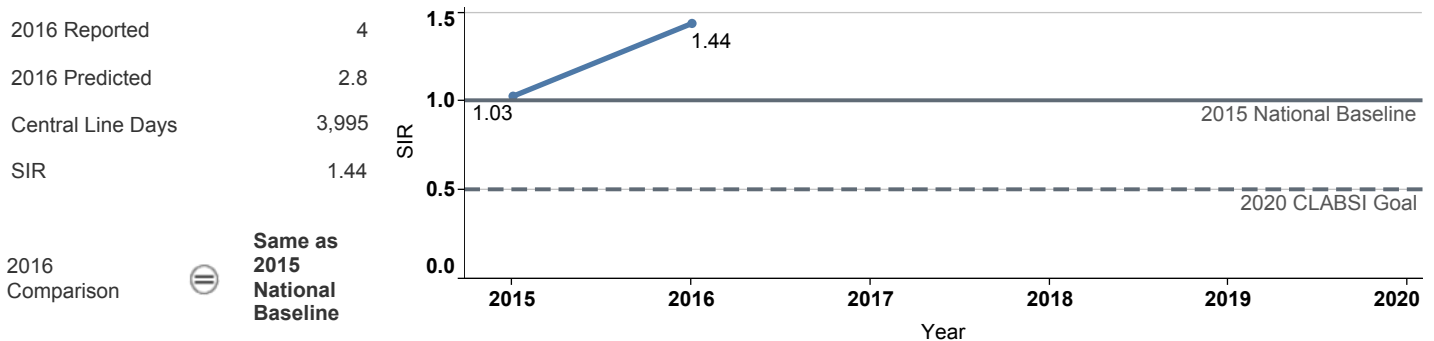
### Hospital Characteristics

County: **Alameda** Medical School Affiliation: **No** Hospital Type: **Community, 125 – 250 beds**

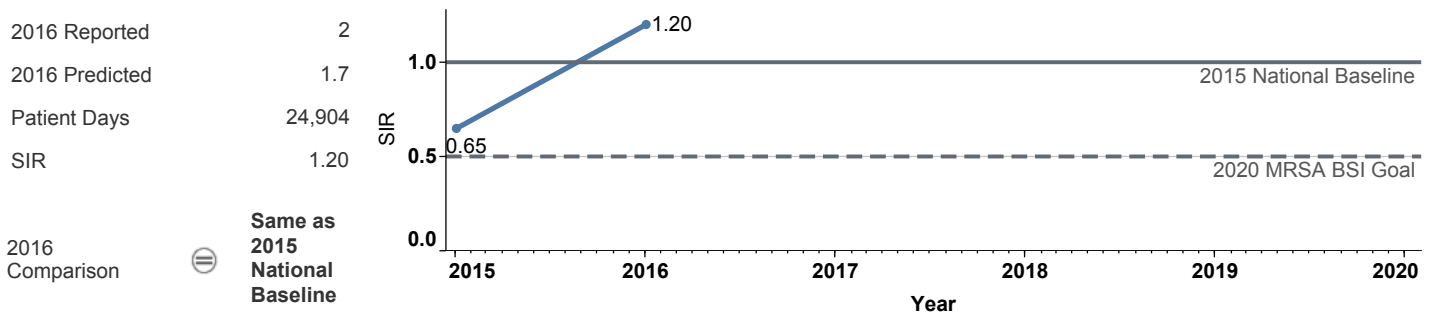
Select by Facility Name: **St Rose Hospital**

The **blue lines** show this hospital's healthcare-associated infection (HAI) incidence for 2015 and 2016, reported as standardized infection ratios (SIR) when possible. Each result is interpreted as the **⊖ Same**, **★ Better**, or **✘ Worse** than the national or state comparison.

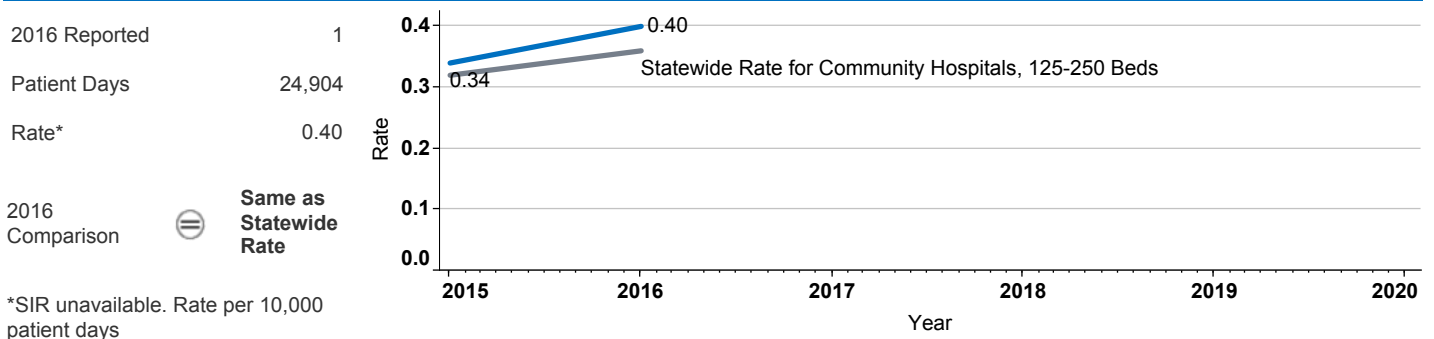
### Central Line Associated Bloodstream Infection (CLABSI)



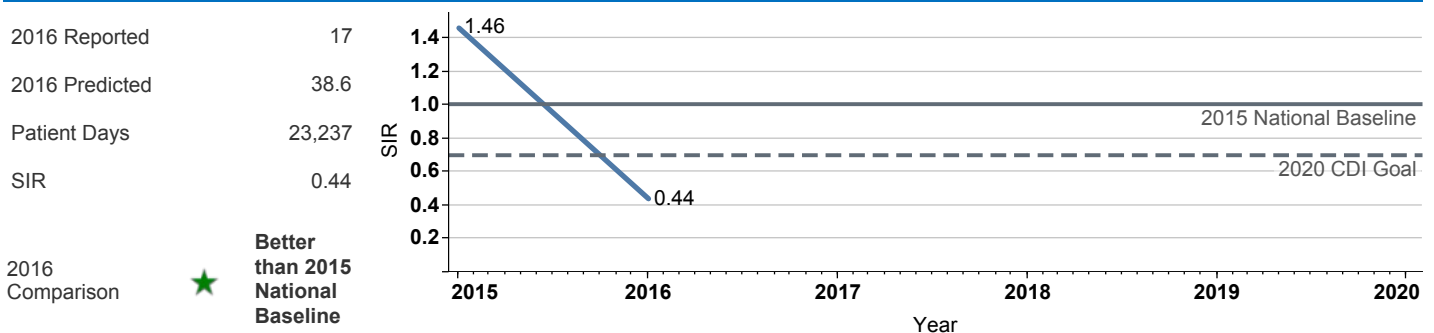
### Methicillin-Resistant *Staphylococcus aureus* Bloodstream Infection (MRSA BSI)



### Vancomycin-Resistant *Enterococcus* Bloodstream Infection (VRE BSI)



### Clostridium difficile Infection (CDI)



## Surgical Site Infection (SSI)

| Procedure Type                         | Reported SSI | Predicted SSI | Number of Procedures | SIR                                    | Compared with 2015 National Baseline |
|--|--------------|---------------|----------------------|--|--------------------------------------|
| Appendix surgery                       | 0            | 0.2           | 58                   | 0.00                                   | ⊖ Same                               |
| Bile duct, liver or pancreatic surgery | 0            | 0.1           | 8                    | Not enough procedures to calculate SIR |                                      |
| Cesarean section                       | 0            | 0.1           | 162                  | Not enough procedures to calculate SIR |                                      |
| Colon surgery                          | 0            | 0.3           | 16                   | 0.00                                   | ⊖ Same                               |
| Exploratory abdominal surgery (lapar.. | 2            | 0.5           | 67                   | 4.07                                   | ⊖ Same                               |
| Gallbladder surgery                    | 1            | 0.4           | 91                   | 2.57                                   | ⊖ Same                               |
| Gastric surgery                        | 0            | 0.2           | 9                    | Not enough procedures to calculate SIR |                                      |
| Hip prosthesis                         | 1            | 0.4           | 87                   | 2.32                                   | ⊖ Same                               |
| Hysterectomy, abdominal                | 0            | 0.2           | 28                   | Not enough procedures to calculate SIR |                                      |
| Hysterectomy, vaginal                  | 0            | 0.0           | 4                    | Not enough procedures to calculate SIR |                                      |
| Kidney surgery                         | 0            | 0.0           | 3                    | Not enough procedures to calculate SIR |                                      |
| Knee prosthesis                        | 3            | 0.7           | 197                  | 4.37                                   | ⊖ Same                               |
| Laminectomy                            | 1            | 0.1           | 37                   | Not enough procedures to calculate SIR |                                      |
| Open reduction of fracture             | 1            | 0.3           | 29                   | 3.26                                   | ⊖ Same                               |
| Ovarian surgery                        | 0            | 0.0           | 45                   | Not enough procedures to calculate SIR |                                      |
| Pacemaker surgery                      | 0            | 0.0           | 11                   | Not enough procedures to calculate SIR |                                      |
| Small bowel surgery                    | 1            | 0.4           | 24                   | 2.30                                   | ⊖ Same                               |
| Spinal fusion                          | 0            | 0.3           | 27                   | 0.00                                   | ⊖ Same                               |
| Thoracic surgery                       | 0            | 0.0           | 1                    | Not enough procedures to calculate SIR |                                      |

Data tables available from the California Health and Human Services Open Data Portal: <https://chhs.data.ca.gov/>

Information on interpreting this report: <https://www.cdph.ca.gov/Programs/CHCQ/HAI/Pages/AnnualHAIRports.aspx>