

# Healthcare-Associated Infections Report, 2016



## Kaiser Foundation Hospital, San Leandro (San Leandro)

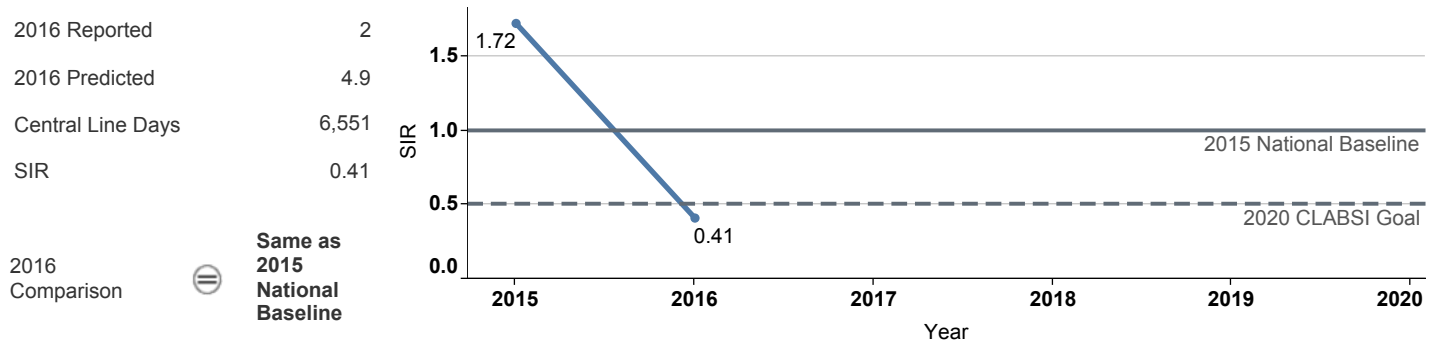
### Hospital Characteristics

County: **Alameda** Medical School Affiliation: **No** Hospital Type: **Community, 125 – 250 beds**

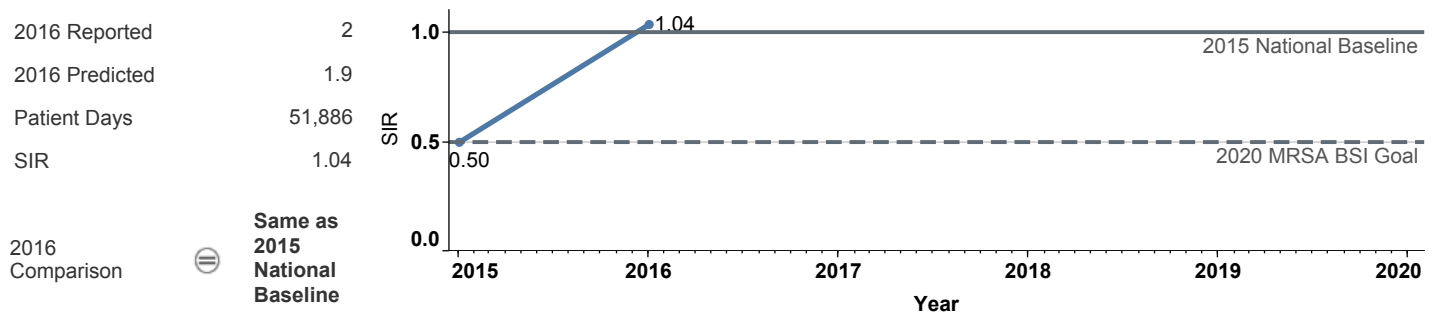
Select by Facility Name: **Kaiser Foundation Hospital, S..**

The **blue lines** show this hospital's healthcare-associated infection (HAI) incidence for 2015 and 2016, reported as standardized infection ratios (SIR) when possible. Each result is interpreted as the **⊖ Same**, **★ Better**, or **✘ Worse** than the national or state comparison.

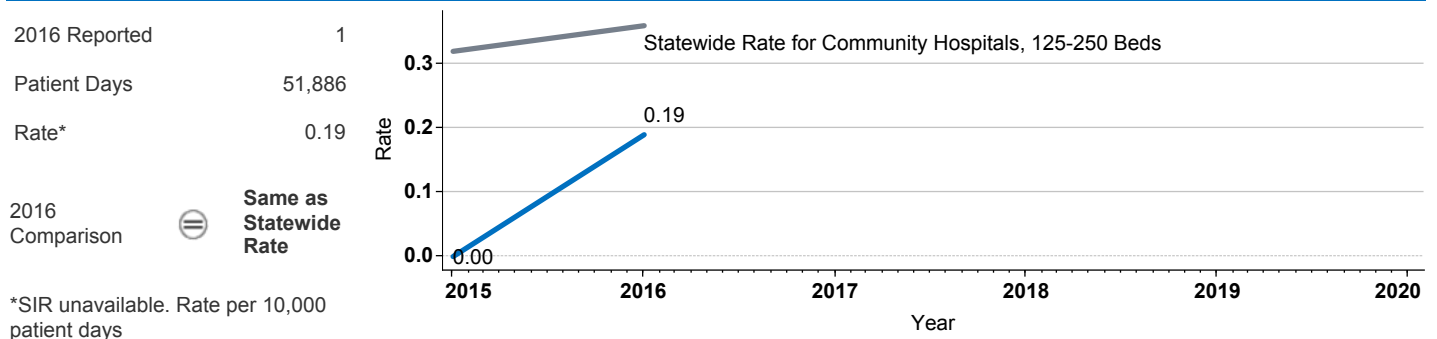
### Central Line Associated Bloodstream Infection (CLABSI)



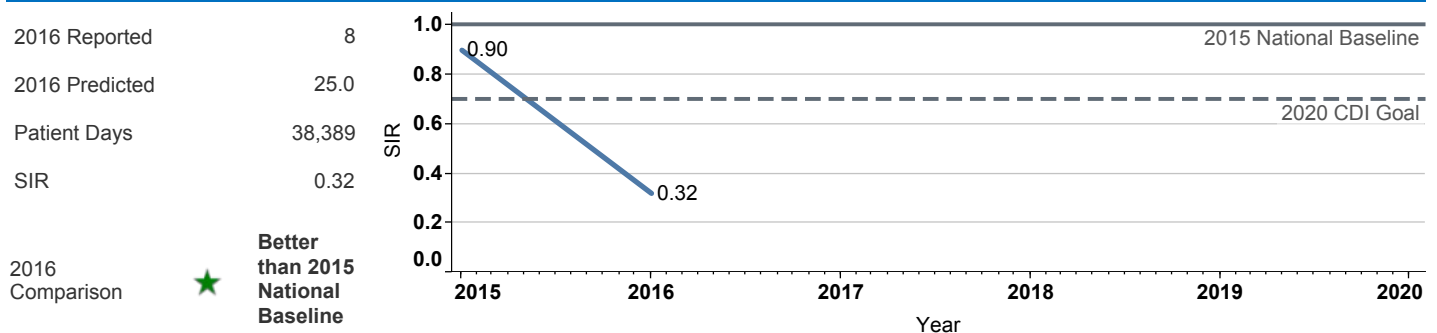
### Methicillin-Resistant *Staphylococcus aureus* Bloodstream Infection (MRSA BSI)



### Vancomycin-Resistant *Enterococcus* Bloodstream Infection (VRE BSI)



### Clostridium difficile Infection (CDI)



## Surgical Site Infection (SSI)

Procedure Type	Reported SSI	Predicted SSI	Number of Procedures	SIR	Compared with 2015 National Baseline
Abdominal aortic aneurysm repair	0	0.0	4	<b>Not enough procedures to calculate SIR</b>	
Appendix surgery	1	0.2	81	<b>4.63</b>	☹ Same
Bile duct, liver or pancreatic surgery	0	0.1	8	<b>Not enough procedures to calculate SIR</b>	
Cesarean section	7	0.8	913	<b>8.38</b>	✖ Worse
Colon surgery	3	2.3	82	<b>1.30</b>	☹ Same
Exploratory abdominal surgery (lapar..	0	0.7	137	<b>0.00</b>	☹ Same
Gallbladder surgery	1	0.4	144	<b>2.56</b>	☹ Same
Gastric surgery	0	0.2	18	<b>0.00</b>	☹ Same
Hip prosthesis	7	2.5	654	<b>2.84</b>	✖ Worse
Hysterectomy, abdominal	0	0.3	30	<b>0.00</b>	☹ Same
Hysterectomy, vaginal	0	0.0	4	<b>Not enough procedures to calculate SIR</b>	
Kidney surgery	0	0.1	20	<b>Not enough procedures to calculate SIR</b>	
Knee prosthesis	3	2.8	970	<b>1.07</b>	☹ Same
Open reduction of fracture	1	0.6	95	<b>1.68</b>	☹ Same
Ovarian surgery	1	0.0	51	<b>Not enough procedures to calculate SIR</b>	
Pacemaker surgery	0	0.1	36	<b>Not enough procedures to calculate SIR</b>	
Rectal surgery	0	0.2	17	<b>Not enough procedures to calculate SIR</b>	
Small bowel surgery	2	1.4	76	<b>1.40</b>	☹ Same
Spleen surgery	0	0.0	4	<b>Not enough procedures to calculate SIR</b>	
Thoracic surgery	1	0.0	23	<b>Not enough procedures to calculate SIR</b>	

Data tables available from the California Health and Human Services Open Data Portal: <https://chhs.data.ca.gov/>

Information on interpreting this report: <https://www.cdph.ca.gov/Programs/CHCQ/HAI/Pages/AnnualHAIRports.aspx>