

Healthcare-Associated Infections Report, 2016



Kaiser Foundation Hospital, Oakland/Richmond (Oakland)

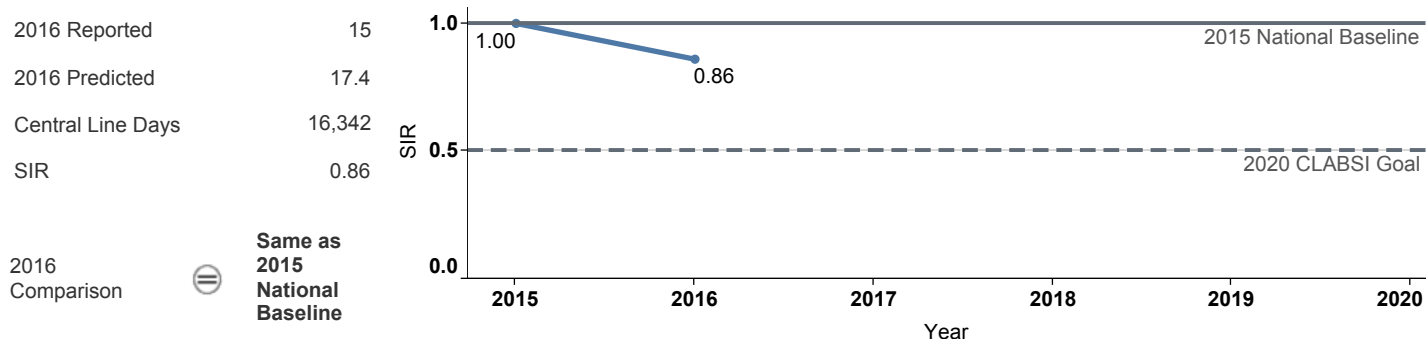
Hospital Characteristics

County: **Alameda**
 Medical School Affiliation: **Major**
 Hospital Type: **Major Teaching**

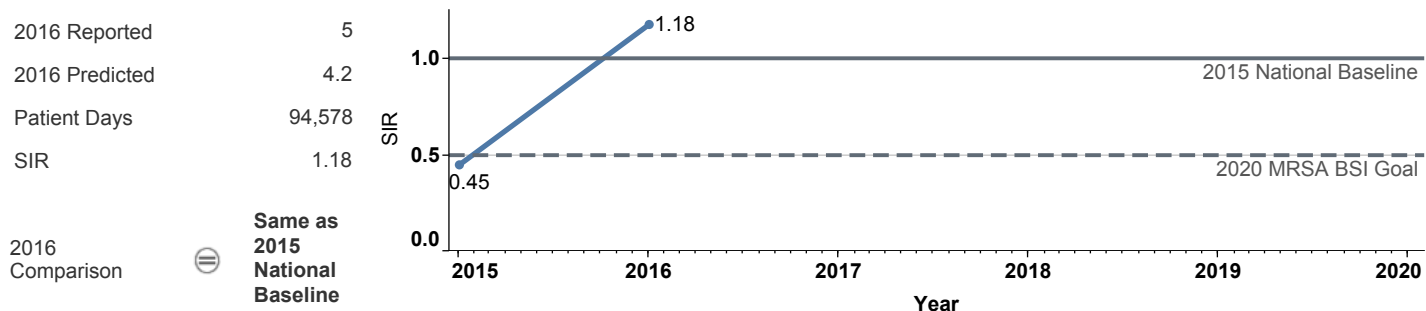
Select by Facility Name
 Kaiser Foundation Hospital, O..

The **blue lines** show this hospital's healthcare-associated infection (HAI) incidence for 2015 and 2016, reported as standardized infection ratios (SIR) when possible. Each result is interpreted as the **⊖ Same**, **★ Better**, or **✖ Worse** than the national or state comparison.

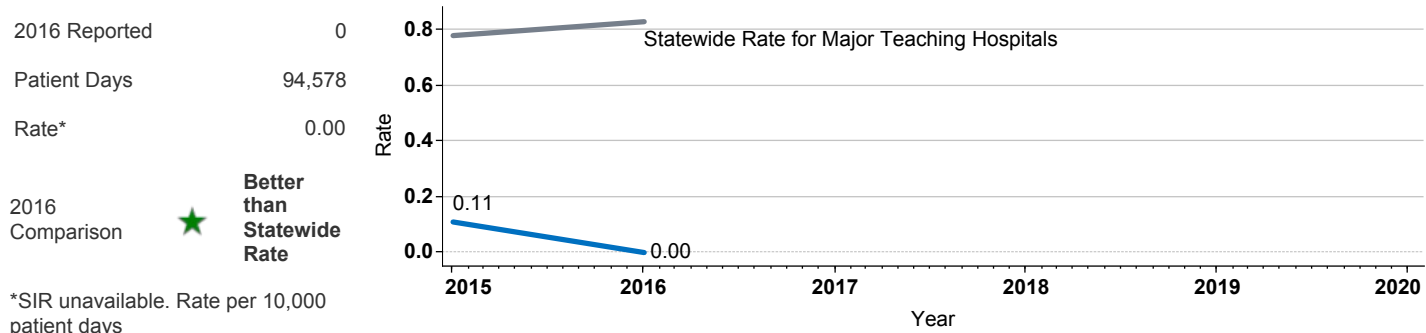
Central Line Associated Bloodstream Infection (CLABSI)



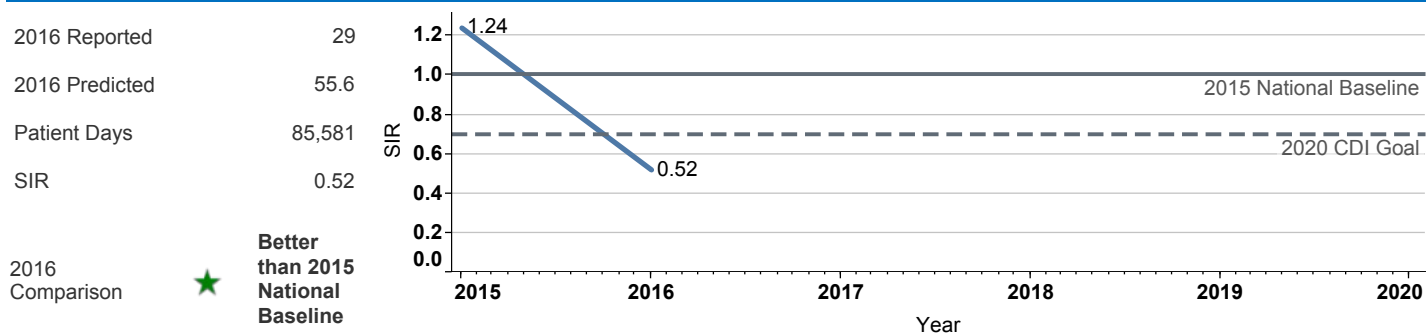
Methicillin-Resistant *Staphylococcus aureus* Bloodstream Infection (MRSA BSI)



Vancomycin-Resistant *Enterococcus* Bloodstream Infection (VRE BSI)



Clostridium difficile Infection (CDI)



Surgical Site Infection (SSI)

Procedure Type	Reported SSI	Predicted SSI	Number of Procedures	SIR	Compared with 2015 National Baseline
Appendix surgery	1	0.6	193	1.63	⊖ Same
Bile duct, liver or pancreatic surgery	6	5.5	212	1.08	⊖ Same
Cardiac surgery	0	0.0	6	Not enough procedures to calculate SIR	
Cesarean section	6	1.5	719	3.93	✖ Worse
Colon surgery	5	5.7	245	0.88	⊖ Same
Exploratory abdominal surgery (lapar..	3	2.1	434	1.40	⊖ Same
Gallbladder surgery	3	2.2	333	1.36	⊖ Same
Gastric surgery	3	2.5	356	1.21	⊖ Same
Hip prosthesis	4	1.1	226	3.70	✖ Worse
Hysterectomy, abdominal	0	1.2	129	0.00	⊖ Same
Hysterectomy, vaginal	0	0.1	17	Not enough procedures to calculate SIR	
Kidney surgery	0	0.2	62	0.00	⊖ Same
Kidney transplant	0	0.0	1	Not enough procedures to calculate SIR	
Knee prosthesis	1	0.5	145	1.90	⊖ Same
Laminectomy	1	2.1	688	0.47	⊖ Same
Open reduction of fracture	6	2.3	229	2.66	✖ Worse
Ovarian surgery	2	0.1	186	Not enough procedures to calculate SIR	
Pacemaker surgery	0	0.1	34	Not enough procedures to calculate SIR	
Rectal surgery	0	0.5	59	0.00	⊖ Same
Small bowel surgery	10	5.3	267	1.87	⊖ Same
Spinal fusion	2	5.4	620	0.37	⊖ Same
Spleen surgery	0	0.1	34	Not enough procedures to calculate SIR	
Thoracic surgery	1	2.6	626	0.38	⊖ Same

Data tables available from the California Health and Human Services Open Data Portal: <https://chhs.data.ca.gov/>

Information on interpreting this report: <https://www.cdph.ca.gov/Programs/CHCQ/HAI/Pages/AnnualHAIRports.aspx>