

# Healthcare-Associated Infections Report, 2016



## Kaiser Foundation Hospital, Fremont (Fremont)

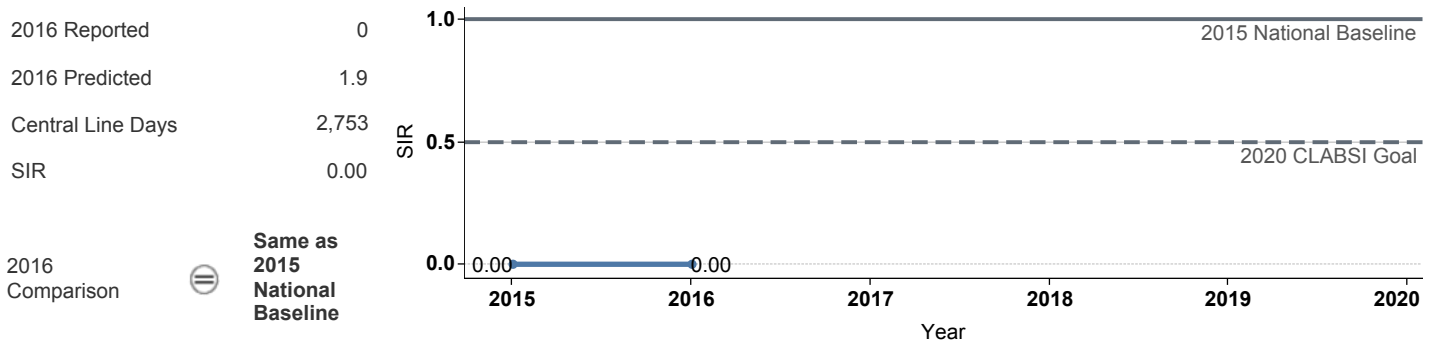
### Hospital Characteristics

County: **Alameda** Medical School Affiliation: **No** Hospital Type: **Community, < 125 beds**

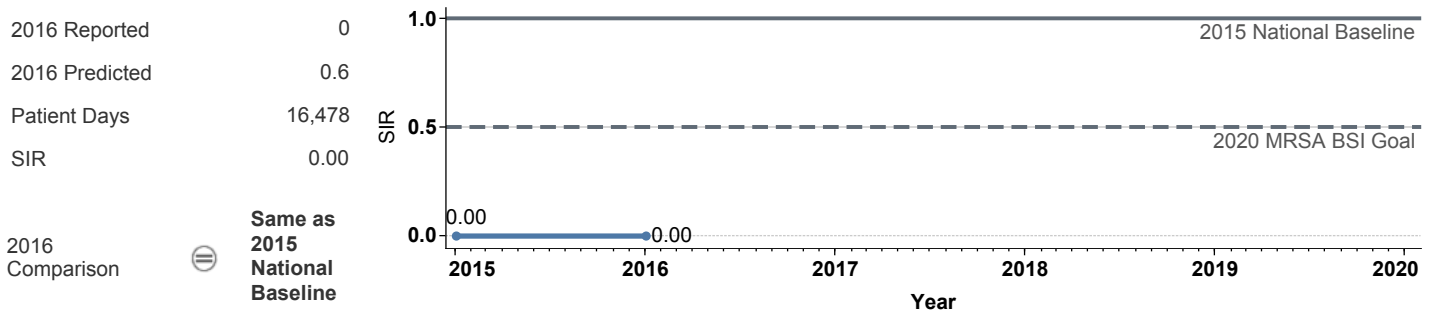
Select by Facility Name: **Kaiser Foundation Hospital, Fr..**

The **blue lines** show this hospital's healthcare-associated infection (HAI) incidence for 2015 and 2016, reported as standardized infection ratios (SIR) when possible. Each result is interpreted as the **⊖ Same**, **★ Better**, or **✘ Worse** than the national or state comparison.

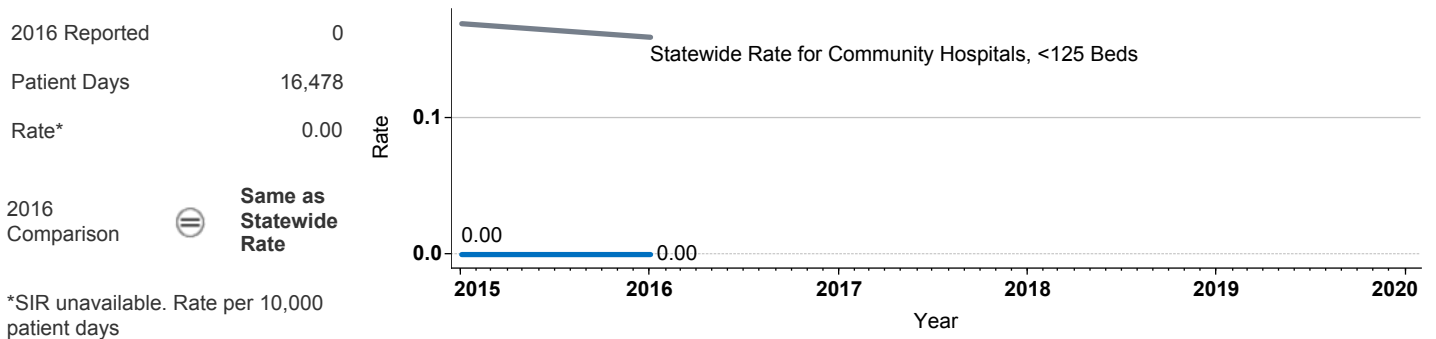
### Central Line Associated Bloodstream Infection (CLABSI)



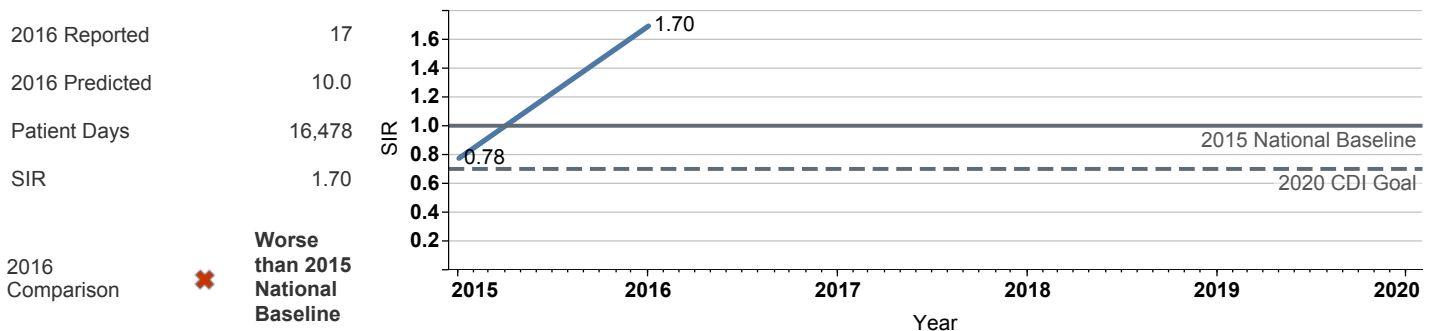
### Methicillin-Resistant *Staphylococcus aureus* Bloodstream Infection (MRSA BSI)



### Vancomycin-Resistant *Enterococcus* Bloodstream Infection (VRE BSI)



### Clostridium difficile Infection (CDI)



## Surgical Site Infection (SSI)

Procedure Type	Reported SSI	Predicted SSI	Number of Procedures	SIR	Compared with 2015 National Baseline
Abdominal aortic aneurysm repair	0	0.0	1	<b>Not enough procedures to calculate SIR</b>	
Appendix surgery	1	0.2	68	<b>4.63</b>	⊖ Same
Bile duct, liver or pancreatic surgery	0	0.1	10	<b>Not enough procedures to calculate SIR</b>	
Colon surgery	3	2.3	80	<b>1.32</b>	⊖ Same
Exploratory abdominal surgery (lapar..	1	0.5	89	<b>2.17</b>	⊖ Same
Gallbladder surgery	1	0.3	82	<b>3.34</b>	⊖ Same
Gastric surgery	2	1.3	315	<b>1.58</b>	⊖ Same
Hip prosthesis	0	0.2	33	<b>Not enough procedures to calculate SIR</b>	
Hysterectomy, abdominal	0	0.1	12	<b>Not enough procedures to calculate SIR</b>	
Hysterectomy, vaginal	0	0.0	8	<b>Not enough procedures to calculate SIR</b>	
Kidney surgery	0	0.0	13	<b>Not enough procedures to calculate SIR</b>	
Knee prosthesis	0	0.0	4	<b>Not enough procedures to calculate SIR</b>	
Open reduction of fracture	0	0.4	54	<b>0.00</b>	⊖ Same
Ovarian surgery	0	0.0	27	<b>Not enough procedures to calculate SIR</b>	
Pacemaker surgery	0	0.1	33	<b>Not enough procedures to calculate SIR</b>	
Rectal surgery	0	0.4	15	<b>0.00</b>	⊖ Same
Small bowel surgery	2	1.0	47	<b>2.06</b>	⊖ Same
Spleen surgery	0	0.0	2	<b>Not enough procedures to calculate SIR</b>	
Thoracic surgery	0	0.1	43	<b>Not enough procedures to calculate SIR</b>	

Data tables available from the California Health and Human Services Open Data Portal: <https://chhs.data.ca.gov/>

Information on interpreting this report: <https://www.cdph.ca.gov/Programs/CHCQ/HAI/Pages/AnnualHAIRports.aspx>