

Healthcare-Associated Infections Report, 2016



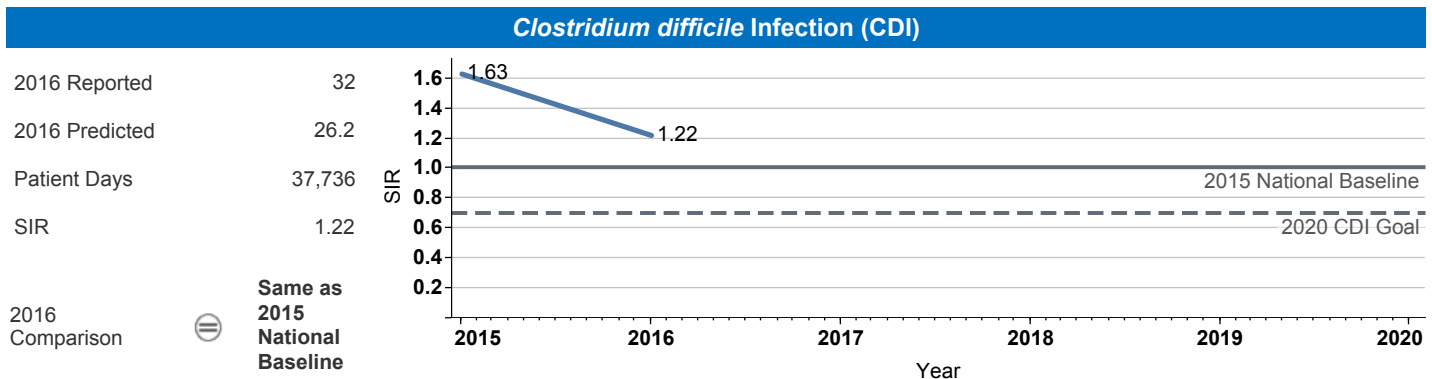
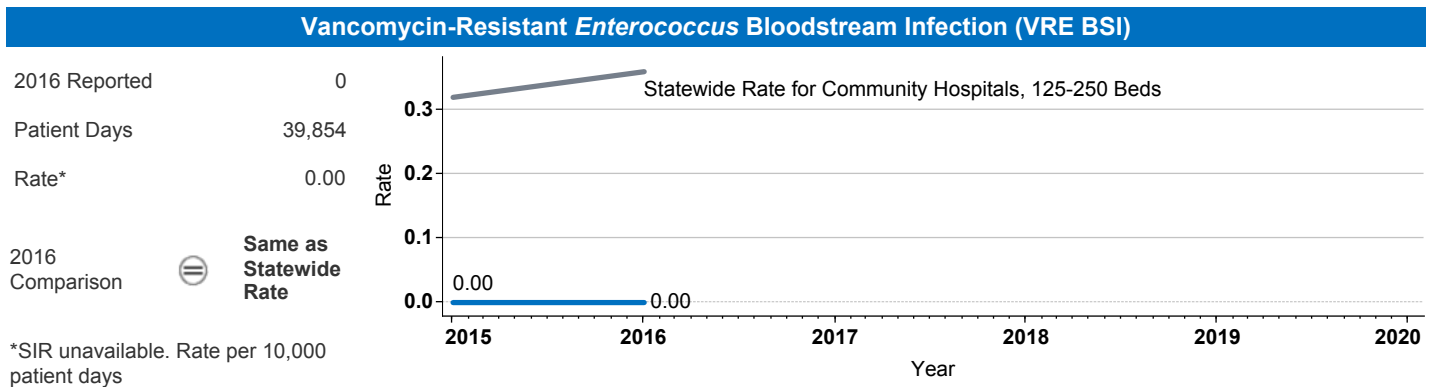
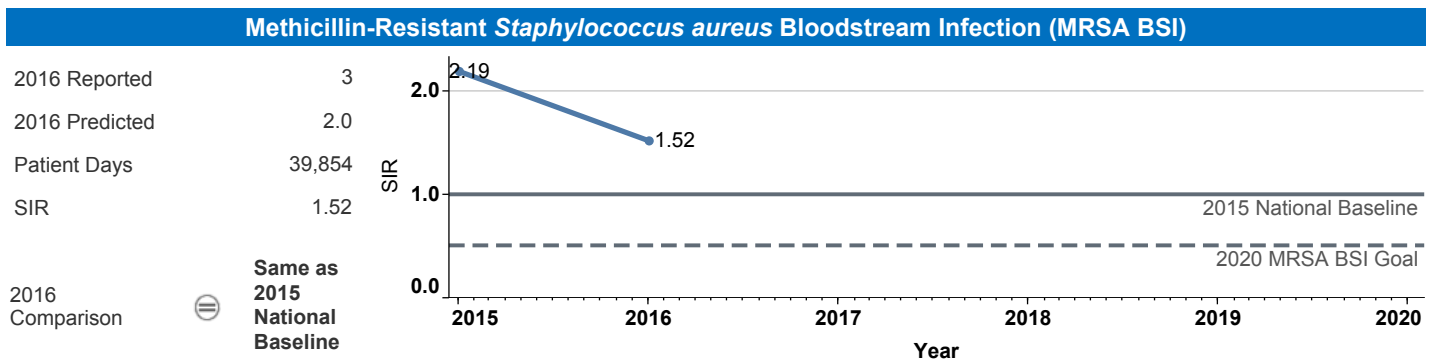
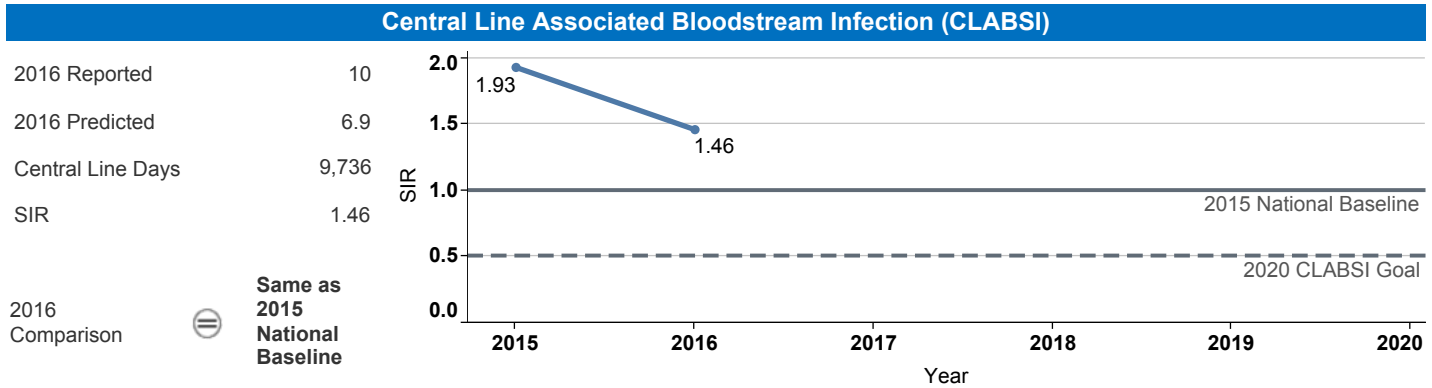
Eden Medical Center (Castro Valley)

Hospital Characteristics

County: **Alameda** Medical School Affiliation: **No** Hospital Type: **Community, 125 – 250 beds**

Select by Facility Name: **Eden Medical Center**

The **blue lines** show this hospital's healthcare-associated infection (HAI) incidence for 2015 and 2016, reported as standardized infection ratios (SIR) when possible. Each result is interpreted as the **⊖ Same**, **★ Better**, or **✖ Worse** than the national or state comparison.



Surgical Site Infection (SSI)

Procedure Type	Reported SSI	Predicted SSI	Number of Procedures	SIR	Compared with 2015 National Baseline
Appendix surgery	0	0.3	98	0.00	⊖ Same
Bile duct, liver or pancreatic surgery	0	0.2	15	0.00	⊖ Same
Cardiac surgery	0	0.0	2	Not enough procedures to calculate SIR	
Cesarean section	0	0.3	222	0.00	⊖ Same
Colon surgery	2	2.4	91	0.83	⊖ Same
Exploratory abdominal surgery (lapar..	3	1.1	147	2.86	⊖ Same
Gallbladder surgery	0	0.5	162	0.00	⊖ Same
Gastric surgery	0	0.4	22	0.00	⊖ Same
Hip prosthesis	0	0.9	102	0.00	⊖ Same
Hysterectomy, abdominal	0	0.2	33	Not enough procedures to calculate SIR	
Hysterectomy, vaginal	0	0.1	12	Not enough procedures to calculate SIR	
Kidney surgery	0	0.0	11	Not enough procedures to calculate SIR	
Knee prosthesis	1	0.7	131	1.36	⊖ Same
Laminectomy	0	0.3	124	0.00	⊖ Same
Open reduction of fracture	1	2.1	221	0.47	⊖ Same
Ovarian surgery	0	0.0	54	Not enough procedures to calculate SIR	
Pacemaker surgery	0	0.1	41	Not enough procedures to calculate SIR	
Rectal surgery	0	0.2	8	Not enough procedures to calculate SIR	
Small bowel surgery	1	1.3	70	0.75	⊖ Same
Spinal fusion	0	0.4	109	0.00	⊖ Same
Spleen surgery	0	0.1	6	Not enough procedures to calculate SIR	
Thoracic surgery	0	0.1	64	Not enough procedures to calculate SIR	

Data tables available from the California Health and Human Services Open Data Portal: <https://chhs.data.ca.gov/>

Information on interpreting this report: <https://www.cdph.ca.gov/Programs/CHCQ/HAI/Pages/AnnualHAIReports.aspx>