

Healthcare-Associated Infections Report, 2016



Children's Hospital & Research Center Oakland (Oakland)

Hospital Characteristics

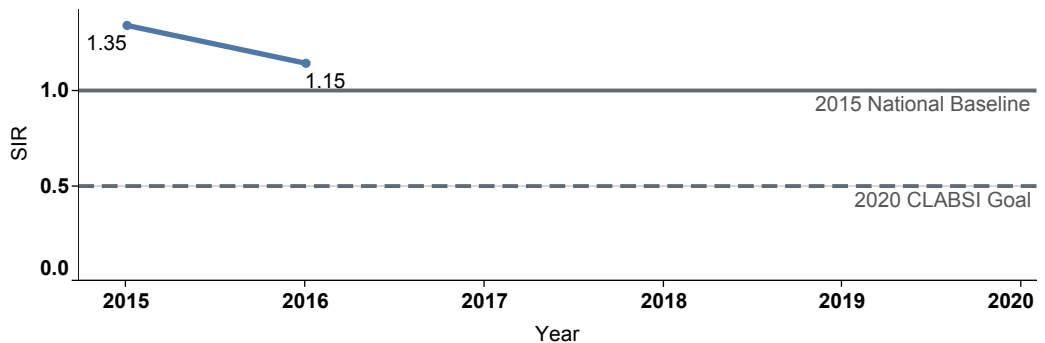
County: **Alameda** Medical School Affiliation: **Major** Hospital Type: **Pediatric**

Select by Facility Name: Children's Hospital & Researc..

The **blue lines** show this hospital's healthcare-associated infection (HAI) incidence for 2015 and 2016, reported as standardized infection ratios (SIR) when possible. Each result is interpreted as the **⊖ Same**, **★ Better**, or **✘ Worse** than the national or state comparison.

Central Line Associated Bloodstream Infection (CLABSI)

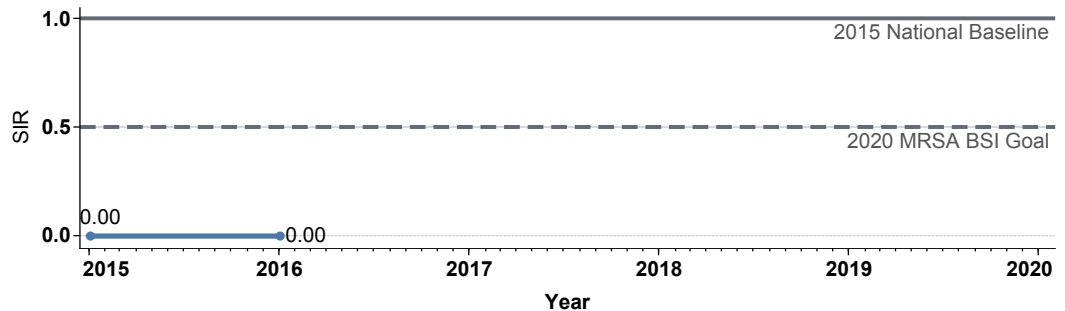
2016 Reported: 21
 2016 Predicted: 18.4
 Central Line Days: 14,297
 SIR: 1.15



2016 Comparison: **⊖ Same as 2015 National Baseline**

Methicillin-Resistant *Staphylococcus aureus* Bloodstream Infection (MRSA BSI)

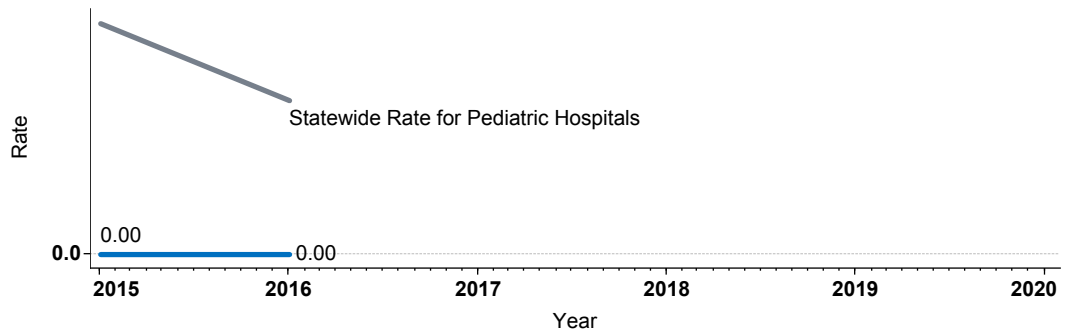
2016 Reported: 0
 2016 Predicted: 1.9
 Patient Days: 45,872
 SIR: 0.00



2016 Comparison: **⊖ Same as 2015 National Baseline**

Vancomycin-Resistant *Enterococcus* Bloodstream Infection (VRE BSI)

2016 Reported: 0
 Patient Days: 45,872
 Rate*: 0.00

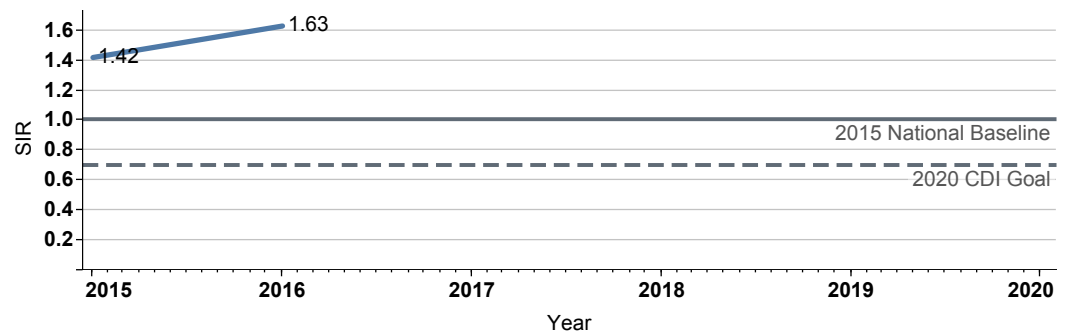


2016 Comparison: **⊖ Same as Statewide Rate**

*SIR unavailable. Rate per 10,000 patient days

Clostridium difficile Infection (CDI)

2016 Reported: 27
 2016 Predicted: 16.6
 Patient Days: 36,840
 SIR: 1.63



2016 Comparison: **✘ Worse than 2015 National Baseline**

Surgical Site Infection (SSI)

Procedure Type	Reported SSI	Predicted SSI	Number of Procedures	SIR	Compared with 2015 National Baseline
Appendix surgery	0	0.0	4	Not enough procedures to calculate SIR	
Cardiac surgery	0	0.0	3	Not enough procedures to calculate SIR	
Colon surgery	0	0.2	6	Not enough procedures to calculate SIR	
Exploratory abdominal surgery (lapar..	0	0.0	3	Not enough procedures to calculate SIR	
Gallbladder surgery	0	0.0	5	Not enough procedures to calculate SIR	
Laminectomy	0	0.0	5	Not enough procedures to calculate SIR	
Open reduction of fracture	0	0.0	1	Not enough procedures to calculate SIR	
Pacemaker surgery	0	0.0	2	Not enough procedures to calculate SIR	
Rectal surgery	0	0.0	1	Not enough procedures to calculate SIR	
Spinal fusion	0	0.0	1	Not enough procedures to calculate SIR	
Thoracic surgery	0	0.0	1	Not enough procedures to calculate SIR	

Data tables available from the California Health and Human Services Open Data Portal: <https://chhs.data.ca.gov/>

Information on interpreting this report: <https://www.cdph.ca.gov/Programs/CHCQ/HAI/Pages/AnnualHAIRepor...>