

**Genetic Disease Screening Program
(GDSP)**

Fiscal Year 2024-25

November Estimate



**Tomás J. Aragón, MD, MPH, DrPH
Director and State Public Health Officer**

California Department of Public Health

TABLE OF CONTENTS

- I. ESTIMATES..... 1**
 - A. PROGRAM OVERVIEW 1
 - B. EXPENDITURE OVERVIEW 1
 - C. LOCAL ASSISTANCE EXPENDITURE PROJECTIONS..... 3
 - CURRENT YEAR (2023-24) 3
 - BUDGET YEAR (2024-25) 3
 - EXPENDITURE METHODOLOGY (KEY DRIVERS OF COST) 4
 - NBS EXPENDITURE PROJECTIONS (SEE APPENDICES A1-A5) 5
 - PNS EXPENDITURES PROJECTIONS (SEE APPENDICES B1-B4) 7
 - OPERATIONAL SUPPORT PROJECTIONS..... 9
 - D. STATE OPERATIONS EXPENDITURE PROJECTIONS 10
 - E. REVENUE PROJECTIONS 10
 - COMBINED NBS AND PNS REVENUE 10
 - REVENUE METHODOLOGY 11
 - NBS REVENUE (SEE APPENDIX C1) 12
 - PNS REVENUE (SEE APPENDIX C2) 12
- II. FUND CONDITION STATEMENT 14**
- III. GENERAL ASSUMPTIONS 16**
 - FUTURE FISCAL ISSUES 16
 - NEW ASSUMPTIONS/ PREMISES 17
 - EXISTING (SIGNIFICANTLY CHANGED) ASSUMPTIONS/PREMISES..... 17
 - UNCHANGED ASSUMPTIONS/PREMISES 22
 - DISCONTINUED ASSUMPTIONS/PREMISES..... 22
- IV. APPENDIX A: NEWBORN SCREENING PROGRAM (NBS) ASSUMPTIONS AND RATIONALE..... 24**
 - CONTRACT LABORATORIES 24
 - TECHNICAL AND SCIENTIFIC 26
 - CASE MANAGEMENT AND COORDINATION SERVICES: 28
 - DIAGNOSTIC SERVICES 30
 - REFERENCE LABORATORIES 32
- V. APPENDIX B: PRENATAL SCREENING PROGRAM (PNS) ASSUMPTIONS AND RATIONALE..... 34**
 - CELL-FREE DNA (CFDNA)..... 34
 - CONTRACT LABORATORIES 35
 - TECHNICAL AND SCIENTIFIC 39
 - PRENATAL DIAGNOSTIC SERVICES CENTERS 41
 - CASE MANAGEMENT AND COORDINATION SERVICES 43
- VI. APPENDIX C: REVENUE PROJECTIONS 46**
 - NBS REVENUE 46
 - PNS REVENUE 46

ESTIMATES

PROGRAM OVERVIEW

The California Department of Public Health (CDPH), Genetic Disease Screening Program (GDSP) November Estimate provides a revised projection of 2023-24 expenditures along with a projected 2024-25 budget for Local Assistance and State Operations expenditures.

The CDPH/GDSP Local Assistance budget funds two distinct programs: The Newborn Screening Program (NBS) and the Prenatal Screening Program (PNS). NBS is a mandatory program that screens all infants born in California for genetic diseases. Parents may opt their newborns out of the program by claiming religious exemptions. PNS is an opt-in program for women who desire to participate. The screening test provides the pregnant woman with a risk profile. Screenings that meet or exceed a specified risk threshold are identified and further testing and genetic counseling/diagnostic services are offered at no additional expense to the participant.

EXPENDITURE OVERVIEW

The CDPH/GDSP 2023 Budget Act appropriation is \$187.6 million, of which \$149.5 million is for Local Assistance and \$38.1 million is for State Operations. The CDPH/GDSP estimates 2023-24 expenditures of \$167.8 million, which is a decrease of \$19.8 million or 10.6 percent compared to the 2023 Budget Act. The State Operations increase of \$604,000 (compared to the 2023 Budget Act) is due to baseline adjustments in employee compensation and benefits. The decrease in Local Assistance is due to a lower projected PNS caseload as detailed in the Existing (Significantly Changed) Assumption - Methodology Change in Projecting Prenatal Screening Caseload in addition to a decrease in the Department of Finance Demographic Research Unit (DRU)'s updated projection of live births.

The combined State Operations and Local Assistance budget expenditures for 2024-25 total \$181.5 million, which is a decrease of \$6.1 million or 3.2 percent compared to the 2023 Budget Act. The State Operations has an increase of \$695,000 compared to the 2023 Budget Act due to baseline adjustments in employee compensation and benefits. The decrease in Local Assistance consists of a number of impacts that include: a reduction of \$7.4 million from Operational Support due to the completed data migration to the Cloud platform when cfDNA was implemented in 2023-24; \$1.7 million in contract rate increases and additional Screening Information Systems (SIS) maintenance costs for Prenatal Screening; a decrease of approximately \$9.5 million due to lower caseload in both newborn and prenatal screening from a decrease in DRU's updated projection of

live births; an additional cost of \$4.4 million from the screening of the two new newborn screening disorders (MPS II & GAMT deficiency); added costs of approximately \$16 million from the addition of Sex Chromosome Aneuploidies in prenatal screening; and an approximate \$12 million decrease from the new methodology change for prenatal screening.

Table 1 shows the difference between the 2023 Budget Act appropriation and the revised 2023-24 expenditures and proposed 2024-25 expenditures for CDPH/GDSP.

Table 1. Genetic Disease Screening Program: Current Year and Budget Year Budget Summaries Compared to 2023 Budget Act

Fund 0203 Genetic Disease Testing Fund	2023 Budget Act	November Estimate	Change from Budget Act	Percent Change from Budget Act
Fiscal Year 2023-2024 Total	\$187,608,000	\$167,770,000	\$(19,838,000)	-10.6%
Fiscal Year 2023-2024 State Operations	\$38,066,000	\$38,670,000	\$604,000	1.6%
Fiscal Year 2023-2024 Local Assistance	\$149,542,000	\$129,100,000	\$(20,442,000)	-13.7%
Fiscal Year 2024-2025 Total	\$187,608,000	\$181,545,000	\$(6,063,000)	-3.2%
Fiscal Year 2024-2025 State Operations	\$38,066,000	\$38,761,000	\$695,000	1.8%
Fiscal Year 2024-2025 Local Assistance	\$149,542,000	\$142,784,000	\$(6,758,000)	-4.5%

LOCAL ASSISTANCE EXPENDITURE PROJECTIONS

CURRENT YEAR (2023-24)

The 2023 Budget Act appropriation for CDPH/GDSP's Local Assistance is \$149.5 million in 2023-24. The CDPH/GDSP estimates 2023-24 Local Assistance expenditures will total \$129.1 million, which is a decrease of \$20.4 million or 13.7 percent compared to the 2023 Budget Act. The decrease in Local Assistance is attributed to the decrease in projected caseload due to the new projection methodology for Prenatal Screening (PNS) caseload and a decrease in DRU's projection of live births compared to the 2023 Budget Act.

BUDGET YEAR (2024-25)

For 2024-25, the CDPH/GDSP estimates Local Assistance expenditures will total \$142.8 million, which is a net decrease of \$6.8 million or 4.5 percent compared to the 2023 Budget Act amount of \$149.5 million. The net decrease in Local Assistance is attributed to a one-time cost reduction of \$7.4 million from Operational Support, resulting from the completed data migration to the cloud system when cfDNA was implemented in 2023-24. However, this cost reduction is offset by the cost increases in PNS and NBS. The cost increase of \$1.7 million in Prenatal Screening includes the contract rate increases and the addition of sex chromosome aneuploidies (SCA) in the Prenatal Screening panel while projected caseloads decline because of the new projection methodology for PNS caseloads. In addition, there is a net decrease of \$1.1 million or 2.3 percent in Newborn Screening, which is attributed to a decrease in DRU's updated projection of live births from 425,620 at the 2023 Budget Act to 408,171 (4.1 percent decrease which leads to a -\$5.5 million impact) and \$4.4 million in additional costs due to the addition of two new disorders described in the Existing (Significantly Changed) Assumption – 2023-24 BCP: California Newborn Screening Program Expansion.

Table 2 shows the difference between the 2023 Budget Act appropriation and the revised 2023-24 expenditures and proposed 2024-25 expenditures for CDPH/GDSP Local Assistance.

Table 2. Local Assistance Total: Current Year and Budget Year Budget Summaries Compared to 2023 Budget Act

Fund 0203 Genetic Disease Testing Fund	2023 Budget Act	November Estimate	Change from Budget Act	Percent Change from Budget Act
Fiscal Year 2023-2024 Local Assistance Total	\$149,542,000	\$129,100,000	\$(20,442,000)	-13.7%
Fiscal Year 2023-2024 Newborn Screening	\$50,182,000	\$44,052,000	\$(6,130,000)	-12.2%
Fiscal Year 2023-2024 Prenatal Screening	\$61,697,000	\$47,385,000	\$(14,312,000)	-23.2%
Fiscal Year 2023-2024 Operational Support	\$37,663,000	\$37,663,000	\$0	0.0%
Fiscal Year 2024-2025 Local Assistance Total	\$149,542,000	\$142,784,000	\$(6,758,000)	-4.5%
Fiscal Year 2024-2025 Newborn Screening	\$50,182,000	\$49,047,000	\$(1,135,000)	-2.3%
Fiscal Year 2024-2025 Prenatal Screening	\$61,697,000	\$63,429,000	\$1,732,000	2.8%
Fiscal Year 2024-2025 Operational Support	\$37,663,000	\$30,308,000	\$(7,355,000)	-19.5%

EXPENDITURE METHODOLOGY (KEY DRIVERS OF COST)

The CDPH/GDSP Local Assistance expenditures are split into three areas: PNS, NBS and Operational Support. Operational Support costs do not fluctuate greatly with changes in caseload. For both PNS and NBS Program areas, the key drivers of cost are the following:

1. NBS and PNS projected caseloads/specimens for the following:
 - a. Total clients served
 - b. Cases that receive case management
 - c. Cases that are referred for diagnostic services
 - d. Cases that are referred to reference laboratories (NBS only)
2. Average Case Cost for the following services:
 - a. Contract laboratories
 - b. Technology & Scientific supplies (Tech & Sci)
 - c. Case Management and Coordination Services (CMCS)
 - d. Follow-up Diagnostic Services (FDS)
 - e. Reference laboratories (NBS only)

To calculate the total projected Local Assistance costs, CDPH projects NBS and PNS caseloads/specimens and multiplies them by their respective projected average cost, plus the baseline cost. They are then added to the Operational Support costs to calculate the total CDPH/GDSP Local Assistance cost.

- NBS total costs equal the sum of:
 - Total clients served x Contract laboratory average cost
 - Total clients served x Technology and Scientific average cost
 - Case Management cases x Case Management and Coordination average cost + applicable Baseline cost
 - Diagnostic Services cases x Diagnostic Services average cost + applicable Baseline cost
 - Reference laboratory cases x Reference laboratory average cost
- PNS total costs equal the sum of:
 - Total specimen tested x Contract laboratory average cost
 - Total specimen tested x Technology and Scientific average cost
 - Case Management cases x Case Management and Coordination average cost+ applicable Baseline cost
 - Diagnostic Services cases x Diagnostic Services average cost
- Operational Support Costs are the sum of various service contracts that support CDPH/GDSP, including Information Technology (IT) and courier services.

Below, the projections are summarized for each of the drivers of cost for the NBS and PNS Programs. More detailed descriptions of the assumptions and rationale underlying each component of cost is presented in the appendices.

NBS EXPENDITURE PROJECTIONS (SEE APPENDICES A1-A5)

For 2023-24, CDPH/GDSP estimates NBS Local Assistance expenditures will total \$44.1 million, which is a decrease of \$6.1 million or 12.2 percent compared to the 2023

Budget Act of \$50.2 million. The decrease is attributed to the decrease in DRU’s projection of live births as compared to the 2023 Budget Act.

For 2024-25, CDPH/GDSP estimates that NBS Local Assistance expenditures will total \$49.1 million, which is a net decrease of \$1.1 million or 2.3 percent compared to the 2023 Budget Act of \$50.2 million. The net decrease in Newborn Screening expenditures is due to DRU’s projection of live births, which is lower than the previous projection in the 2023 Budget Act. This decrease in births results in a decrease of about \$5.5 million in expenditures that more than offsets the \$4.4 million in additional costs of the Existing (Significantly Changed) Assumption – 2023-24 BCP: California Newborn Screening Expansion.

Table 3 shows the 2023 Budget Act appropriation and the revised 2023-24 expenditures and proposed 2024-25 expenditures for the Newborn Screening Program costs by cost center type.

Table 3. Newborn Screening: Current Year and Budget Year Budget Summaries Compared to 2023 Budget Act

Fund 0203 Genetic Disease Testing Fund	2023 Budget Act	November Estimate	Change from Budget Act	Percent Change from Budget Act
Fiscal Year 2023-2024 Total	\$50,182,000	\$44,052,000	\$(6,130,000)	-12.2%
Fiscal Year 2023-2024 Contract Lab	\$8,425,000	\$7,561,000	\$(864,000)	-10.3%
Fiscal Year 2023-2024 Tech Sci	\$29,772,000	\$25,141,000	\$(4,631,000)	-15.6%
Fiscal Year 2023-2024 Reference Lab	\$2,705,000	\$2,486,000	\$(219,000)	-8.1%
Fiscal Year 2023-2024 CMCS	\$6,930,000	\$6,513,000	\$(417,000)	-6.0%
Fiscal Year 2023-2024 Diagnostic Services	\$2,350,000	\$2,351,000	\$1,000	0.0%

Fund 0203 Genetic Disease Testing Fund	2023 Budget Act	November Estimate	Change from Budget Act	Percent Change from Budget Act
Fiscal Year 2024-2025 Total	\$50,182,000	\$49,047,000	\$(1,135,000)	-2.3%
Fiscal Year 2024-2025 Contract Lab	\$8,425,000	\$7,754,000	\$(671,000)	-8.0%
Fiscal Year 2024-2025 Tech Sci	\$29,772,000	\$29,657,000	\$(115,000)	-0.4%
Fiscal Year 2024-2025 Reference Lab	\$2,705,000	\$2,612,000	\$(93,000)	-3.4%
Fiscal Year 2024-2025 CMCS	\$6,930,000	\$6,757,000	\$(173,000)	-2.5%
Fiscal Year 2024-2025 Diagnostic Services	\$2,350,000	\$2,267,000	\$(83,000)	-3.5%

PNS EXPENDITURES PROJECTIONS (SEE APPENDICES B1-B4)

For 2023-24, the CDPH/GDSP estimates PNS Local Assistance expenditures to totals \$47.4 million, which is a decrease of \$14.3 million or 23 percent compared to the 2023 Budget Act amount of \$61.7 million. The current year expenditure impact is mainly attributed to the \$12 million decrease from the Existing (Significantly Changed) Assumption - Methodology Change in Projecting Prenatal Screening Caseload. GDSP has estimated PNS caseload as a percentage of DRU's projection of live births. The previous methodology is no longer applicable for the PNS program for the current year because GDSP will use the actual participation to determine caseloads for both cfDNA and NTD screenings. The remaining portion of the \$14.3 million decrease is tied to the lower projection of live births as compared to the 2023 Budget Act.

For 2024-25, the CDPH/GDSP estimates that PNS Local Assistance expenditures will total \$63.4 million, which is an increase of \$1.7 million or 2.8 percent compared to the 2023 Budget Act. The cost increases in Contract Lab and Prenatal Diagnostics categories in the budget year are attributed to the Existing (Significantly Changed) Assumption - Prenatal Screening for Sex Chromosome Aneuploidies, which will be added existing cfDNA screening beginning April 1, 2024. This \$16 million increase, along with a \$1.7 million increase due to changes in contract rates are mostly offset by

the lower program participation forecasted from the Existing (Significantly Changed) Assumption – Methodology Change in Projecting Prenatal Screening Caseload (a \$12 million decrease), as well as a \$4 million decrease due to the updated projection of live births.

Table 4 displays the 2023 Budget Act appropriation, the revised 2023-24 expenditures and proposed 2024-25 expenditures for the Prenatal Screening program costs by client type.

Table 4. Prenatal Screening: Current Year and Budget Year Budget Summaries Compared to 2023 Budget Act

Fund 0203 Genetic Disease Testing Fund	2023 Budget Act	November Estimate	Change from Budget Act	Percent Change from Budget Act
Fiscal Year 2023-2024 Total	\$61,697,000	\$47,385,000	\$(14,312,000)	-23.2%
Fiscal Year 2023-2024 cfDNA	\$43,949,000	\$31,912,000	\$(12,037,000)	-27.4%
Fiscal Year 2023-2024 Contract Lab	\$2,970,000	\$3,192,000	\$222,000	7.5%
Fiscal Year 2023-2024 Tech & Sci	\$2,100,000	\$1,951,000	\$(149,000)	-7.1%
Fiscal Year 2023-2024 CMCS	\$6,058,000	\$5,382,000	\$(676,000)	-11.2%
Fiscal Year 2023-2024 PDC	\$6,620,000	\$4,948,000	\$(1,672,000)	-25.3%
Fiscal Year 2024-2025 Total	\$61,697,000	\$63,429,000	\$1,732,000	2.8%
Fiscal Year 2024-2025 cfDNA	\$43,949,000	\$43,315,000	\$(634,000)	-1.4%
Fiscal Year 2024-2025 Contract Lab	\$2,970,000	\$3,288,000	\$318,000	10.7%

Fund 0203 Genetic Disease Testing Fund	2023 Budget Act	November Estimate	Change from Budget Act	Percent Change from Budget Act
Fiscal Year 2024-2025 Tech & Sci	\$2,100,000	\$2,010,000	\$(90,000)	-4.3%
Fiscal Year 2024-2025 CMCS	\$6,058,000	\$5,680,000	\$(378,000)	-6.2%
Fiscal Year 2024-2025 PDC	\$6,620,000	\$9,136,000	\$2,516,000	38.0%

OPERATIONAL SUPPORT PROJECTIONS

For 2023-24, the CDPH/GDSP Operational Support expenditures total is \$37.7 million, which is no change from the 2023 Budget Act.

For 2024-25, the CDPH/GDSP projects operational support expenditures will total \$30.3 million, which is a decrease of \$7.4 million or 20 percent compared to the 2023 Budget Act. The reduction in costs is due to the completion of SIS system upgrades.

Table 5 displays the difference between the 2023 Budget Act appropriation, the revised 2023-24 expenditures and proposed 2024-25 expenditures for Program Operational Support costs.

Table 5. Operational Support: Current Year and Budget Year Budget Summaries Compared to 2023 Budget Act

Fund 0203 Genetic Disease Testing Fund	2023 Budget Act	November Estimate	Change from Budget Act	Percent Change from Budget Act
Fiscal Year 2023-2024 Operational Support	\$37,663,000	\$37,663,000	\$0	0.0%
Fiscal Year 2024-2025 Operational Support	\$37,663,000	\$30,308,000	\$(7,355,000)	-19.5%

STATE OPERATIONS EXPENDITURE PROJECTIONS

For 2023-24, the CDPH/GDSP estimates State Operations expenditures will total \$38.7 million, which is an increase of \$604,000 or 1.6 percent compared to the 2023 Budget Act amount of \$38.1 million.

For 2024-25, the CDPH/GDSP estimates State Operations expenditures will total \$38.7 million, which is an increase of 1.8 percent compared to the 2023 Budget Act.

Table 6 displays the difference between the 2023 Budget Act appropriation and the revised 2023-24 expenditures and proposed 2024-25 expenditures for the CDPH/GDSP State Operations costs.

Table 6. State Operations: Current Year and Budget Year Budget Summaries Compared to 2023 Budget Act

Fund 0203 Genetic Disease Testing Fund	2023 Budget Act	November Estimate	Change from Budget Act	Percent Change from Budget Act
Fiscal Year 2023-2024 State Operations	\$38,066,000	\$38,670,000	\$604,000	1.6%
Fiscal Year 2024-2025 State Operations	\$38,066,000	\$38,761,000	\$695,000	1.8%

REVENUE PROJECTIONS

COMBINED NBS AND PNS REVENUE

The CDPH/GDSP estimates revenue of \$152.2 million for 2023-24, which is a decrease of \$24 million or 13.6 percent compared to the 2023 Budget Act amount of \$176.2 million. The decrease in revenue for the current year is attributed to the Existing (Significantly Changed) Assumption - Methodology Change in Projecting Prenatal Screening Caseload and a decrease in the projection of live births. For 2024-25, the CDPH/GDSP projects revenue will total \$182.4 million, which is an increase of \$6.2 million or 3.5 percent compared to the 2023 Budget Act. The revenue increase for the budget year is attributed to the \$112 PNS fee increase from the two Existing (Significantly Changed) Assumptions – Methodology Change in Projecting Prenatal Screening Caseload and Prenatal Screening for SCAs. In addition, there will be a \$15 NBS fee increase to include MPS II and GAMT deficiency into the Newborn Screening

panel as referenced in the Existing (Significantly Changed) Assumption – 2023-24 BCP: Newborn Screening Program Expansion.

REVENUE METHODOLOGY

The PNS and NBS Programs each charge a fee for screening services provided to clients. The PNS Program currently charges a fee for cfDNA screening of \$232, of which \$222 is deposited into the Genetic Disease Testing Fund (Fund 0203). Additionally, the PNS program also charges a separate fee for NTD of \$85, of which \$75 is deposited into the Genetic Disease Testing Fund (Fund 0203). The remaining \$10 of the NTD and cfDNA fees are deposited into the Birth Defects Monitoring Program Fund (BDMP Fund 3114).

The CDPH/GDSP will be proposing a PNS cfDNA fee increase of approximately \$112 (from \$232 to \$344). This consists of the proposed \$74 fee increase in the Prenatal Screening for adding SCA screening and a proposed \$38 fee increase due to the Methodology Change in Projecting Prenatal Screening Caseload. This proposed fee is subject to change to the extent that updated expenditure and revenue projections differ from the November Estimate. The exact fee amount will be determined in accordance with the rulemaking process and will be provided in the 2024-25 May Revision.

The CDPH/GDSP invoices and collects PNS payments from individual participants, private insurers, hospital providers (e.g., Kaiser), and Medi-Cal. The CDPH/GDSP can collect approximately 99 percent of all fees owed on behalf of Medi-Cal clients and hospital providers and approximately 95 percent of the fees owed by individuals with private insurance. The CDPH/GDSP uses the following formula to estimate revenue generated from PNS fees:

Revenue Projections for PNS Patient Billing:

$$\begin{aligned} & (\text{Fee} \times \text{PNS Participants} \times \text{Medi-Cal Participation Rate} \times \text{Medi-Cal Collection Rate}) + \\ & (\text{Fee} \times \text{PNS Participants} \times [1 - \text{Medi-Cal Participation Rate}] \times \text{Private Payer Collection Rate}) \end{aligned}$$

Revenue Projections for Hospital Providers/Client Billing:

$$(\text{Fee} \times \text{PNS Participants} \times \text{Hospital Participation Rate} \times \text{Hospital Collection Rate})$$

The NBS Program currently charges a fee of \$211 for newborn screening, of which the entire fee is deposited into the Genetic Disease Testing Fund (Fund 0203). Starting July 1, 2024, the CDPH/GDSP will be proposing an NBS fee increase of approximately \$15 to recover the costs of screening for two additional conditions (MPSII and GAMT deficiency) that were approved in the 2023 Budget Act, which have been updated in the

November estimate. The NBS program are driven by per-case costs. Baseline fixed costs that do not fluctuate with the number of births must be supported with higher fees when the number of births drops. Unlike PNS, where CDPH/GDSP bills patients and collects fees from insurers, the CDPH/GDSP collects the bulk of NBS revenues directly from hospitals. Only home births, where specimens are collected outside of the hospital, are billed to the newborns' parents or their insurance company. As such, the billing for NBS screening services is much more streamlined resulting in a 99-percent collection rate. The CDPH/GDSP uses the following formula to estimate revenue generated from NBS fees:

$$\text{Fee} \times \# \text{ of Projected Newborns screened} \times \text{Collection Rate}$$

NBS REVENUE (SEE APPENDIX C1)

For 2023-24, NBS revenue is expected to total \$85.4 million, which is a decrease of \$3.5 million or 4 percent compared to the 2023 Budget Act of \$88.9 million. The decrease in revenue for the current year is due to the decrease in projected caseloads due to DRU's updated projection of live births.

For 2024-25, the GDSP projects NBS revenue will total \$91.6 million, which is an increase of \$2.7 million or 3 percent compared to the 2023 Budget Act amount of \$88.9 million. The revenue increase for the budget year is due to the expansion of newborn screening to include MPS II and GAMT, resulting in a \$15 proposed fee increase. This proposed fee is subject to change to the extent that updated expenditure and revenue projections differ from the November Estimate. The exact fee amount will be determined in accordance with the rulemaking process and will be provided in the 2024-25 May Revision. The fund source is the GDTF (Fund 0203).

PNS REVENUE (SEE APPENDIX C2)

For 2023-24, PNS revenue is expected to total \$66.8 million, which is a decrease of \$20.5 million or 24 percent compared to the 2023 Budget Act amount of \$87.3 million. The decrease in the current year is due to the decrease in projected billable caseload.

For 2024-25, the CDPH/GDSP projects PNS revenue will total \$90.8 million, which is an increase of \$3.5 million or 4 percent compared to the 2023 Budget Act amount of \$87.3 million. The revenue increase in the budget year is due to the proposed participation fee increase of \$112 from the addition of prenatal screening for SCAs and due to the Methodology Change in Projecting Prenatal Screening Caseload. The CDPH/GDSP's invoices and collects PNS payments from individual participants, non-Medi-Cal (private insurers), Medi-Cal and hospital providers. The CDPH/GDSP collects approximately 99 percent of all fees owed on behalf of Medi-Cal/hospital providers and clients, as well as approximately 95 percent of the fees owed by individuals with private insurance.

Table 7 shows the revised current year and budget year revenue compared to 2023 Budget Act.

Table 7. Genetic Disease Screening Program Revenue: Current Year and Budget Year Revenue Summaries Compared to 2023 Budget Act

Fund 0203 Genetic Disease Testing Fund	2023 Budget Act	November Estimate	Change from Budget Act	Percent Change from Budget Act
Fiscal Year 2023-2024 Total	\$176,165,000	\$152,179,000	\$(23,986,000)	-13.6%
Fiscal Year 2023-2024 Newborn Screening	\$88,908,000	\$85,445,000	\$(3,463,000)	-3.9%
Fiscal Year 2023-2024 Prenatal Screening	\$87,257,000	\$66,734,000	\$(20,523,000)	-23.5%
Fiscal Year 2024-2025 Total	\$176,165,000	\$182,380,000	\$6,215,000	3.5%
Fiscal Year 2024-2025 Newborn Screening	\$88,908,000	\$91,577,000	\$2,669,000	3.0%
Fiscal Year 2024-2025 Prenatal Screening	\$87,257,000	\$90,803,000	\$3,546,000	4.1%

FUND CONDITION STATEMENT

This Fund Condition Statement lists both actual and projected revenues, expenditures, and expenditure adjustments for current and future fiscal years. All dollars are expressed in thousands.

Table 8. RESOURCES

RESOURCES	2022-23	2023-24	2024-25
Beginning Balance	38,414	33,060	17,194
Prior Year Adjustment	-3,871	0	0
ADJUSTED BEGINNING BALANCE	34,543	33,060	17,194

Table 9. REVENUES

REVENUES	2022-23	2023-24	2024-25
4123400 Genetic Disease Testing Fees	161,683	152,179	182,380
4163000 Income from Surplus Investments	820	118	118
4171400 Escheat of Unclaimed Checks & Warrants	214	103	103
9920 Transfers and Adjustments	0	0	0
TOTAL REVENUES	162,716	152,400	182,601

Table 10. TOTAL RESOURCES

TOTAL RESOURCES	2022-23	2023-24	2024-25
Adjusted Beginning Balance	34,543	33,060	17,194
Total Revenues	162,716	152,400	182,601
TOTALS	197,260	185,460	199,795

Table 11. EXPENDITURES AND EXPENDITURE ADJUSTMENTS

EXPENDITURES AND EXPENDITURE ADJUSTMENTS	2022-23	2023-24	2024-25
4265 Department of Public Health (State Operations)	32,519	38,670	38,761
4265 Department of Public Health (Local Assistance)	129,769	129,100	142,784
8880 Financial Information System for California (State Operations)	0	0	0
9892 Supplemental Pension Payments (State Operations)	496	496	417
9900 Statewide General Admin Exp (ProRata) (State Operations)	1,416	0	774
TOTAL EXPENDITURES AND EXPENDITURE ADJUSTMENTS	164,200	168,266	182,736

Table 12. FUND BALANCE

FUND BALANCE	2022-23	2023-24	2024-25
Total Resources	197,260	185,460	199,795
Total Expenditures and Expenditure Adjustments	164,200	168,266	182,736
Fund Balance	33,060	17,194	17,059
Fund Balance as a Percentage of Total Expenditures and Expenditure Adjustments	20%	10%	9%

Table 13. GDSP REVENUE PROJECTION 2023-2024 OF \$152,179,000

Number of Test	Category	Cost	Collection Rate	Revenue
409,041 NBS	Client Billing	\$211.00	Provider: 99%	\$85,445,000
70,197 cfDNA	Client Billing	\$222.00	Provider: 99%	\$15,428,000
77,856 NTD	Client Billing	\$75.00	Provider: 99%	\$5,781,000
59,668 cfDNA	Patient Billing	\$222.00	Non-Medi-Cal: 95%	\$12,584,000
89,501 cfDNA	Patient Billing	\$222.00	Medi-Cal: 99%	\$19,671,000
72,666 NTD	Patient Billing	\$75.00	Non-Medi-Cal: 95%	\$5,177,000
108,999 NTD	Patient Billing	\$75.00	Medi-Cal: 99%	\$8,093,000

Table 14. GDSP REVENUE PROJECTION 2024-2025 OF \$182,380,000

Number of Test	Category	Cost	Collection Rate	Revenue
409,299 NBS	Client Billing	\$226.00	Provider: 99%	\$91,577,000
70,208 cfDNA	Client Billing	\$334.00	Provider: 99%	\$23,215,000
77,869 NTD	Client Billing	\$75.00	Provider: 99%	\$5,782,000
59,677 cfDNA	Patient Billing	\$334.00	Non-Medi-Cal: 95%	\$18,935,000
89,515 cfDNA	Patient Billing	\$334.00	Medi-Cal: 99%	\$29,599,000
72,677 NTD	Patient Billing	\$75.00	Non-Medi-Cal: 95%	\$5,178,000
109,016 NTD	Patient Billing	\$75.00	Medi-Cal: 99%	\$8,094,000

GENERAL ASSUMPTIONS

FUTURE FISCAL ISSUES

Senate Bill (SB) 1095: Newborn Screening Program

Background:

Senate Bill (SB) 1095 (Chapter 393, Statutes of 2016) amended Sections 124977 and 125001 of the Health and Safety Code (H&S Code) and required the California Department of Public Health/Genetic Disease Screening Program (CDPH/GDSP) to expand statewide screening of newborns to include screening for any disease that is detectable in blood samples within two years of the disease being adopted by the federal Recommended Uniform Screening Panel (RUSP).

Description of Change:

Screening for additional diseases will require start-up costs, additional laboratory equipment, additional personnel, changes to the Screening Information System (SIS), follow-up systems, and the addition of new confirmatory testing.

Discretionary?: No

Reason for Adjustment/ Change:

CDPH/GDSP is statutorily required to expand statewide screening of newborns to include screening for any disease that is detectable in blood samples within two years of the disease being adopted by the federal RUSP.

Fiscal Impact (Range) and Fund Source(s):

Expenditures may increase by approximately \$4 million to \$7 million per year for any new disorder adopted by the RUSP. This range is only an estimate and is based on costs incurred from the last three additions to the NBS panel – spinal muscular atrophy (SMA), mucopolysaccharidosis type I (MPS I) and Pompe disease, and the upcoming additions of MPS II and GAMT deficiency. Furthermore, as additional diseases are added to the RUSP, there may be one-time resources needed to plan, prepare for, and implement the additional required screening. CDPH/GDSP will assess the fund reserve to assess the program's ability to absorb the increase in expenditures and determine if, and when, a fee increase is needed. The fund source is the Genetic Disease Testing Fund (GDTF) (Fund 0203).

NEW ASSUMPTIONS/ PREMISES

There are no New Assumptions/Premises.

EXISTING (SIGNIFICANTLY CHANGED) ASSUMPTIONS/PREMISES

Methodology Change in Projecting Prenatal Screening Caseload

Background:

The previous Prenatal Screening (PNS) Program total caseload was determined as a percentage of the Department of Finance Demographic Research Unit (DRU)'s projected number of live births. GDSP has been using a historical three-year average of PNS program participation as a percentage of live births to estimate the projected caseloads for current and budget year revenue and cost projections in the estimate process.

The previous methodology is not applicable for the PNS program for the current year because GDSP will use the actual participation to calculate caseloads for both cfDNA and NTD screening tests.

Moreover, due to a court ruling, the state regulation (17 CCR 6523(e)) that required clinical laboratories to have a contract with CDPH in order to provide prenatal birth defect screening for fetal autosomal trisomies or neural tube defects will no longer be enforced. As a result, the loss of exclusivity has decreased the PNS caseload by approximately 20 to 21 percent since cfDNA laboratories that were not contracted with the PNS Program are able to screen for trisomy 13, trisomy 18, trisomy 21 and neural tube defects (NTDs) outside of the PNS Program.

In addition, there will be a change in estimating revenues. In the past, when the PNS Program used biochemical screening testing for first and second trimesters, GDSP could only bill for one test for each individual even if they had taken both tests. Under the biochemical screening, GDSP collected approximately 99 percent of all fees owed on behalf of Medi-Cal clients and approximately 95 percent of the fees owed by individuals with private insurance and these rates were used to estimate revenues. Now that GDSP has transitioned to the Prenatal Cell-Free DNA Screening, the revenue estimates will be based on the allocation of the prenatal billable cases that are billed through Patient billing and Client billing. Patient billing are cases that are billed directly through insurance companies (MediCal and Non-MediCal), whereas Client billing are cases that are billed directly to hospital providers (ex. Kaiser Permanente).

Description of Change:

Rather than projecting caseload as a percentage of the DRU's projected number of live births, GDSP is proposing to use the program's most recent actual participation numbers to project current year and ongoing fiscal years caseload to account for the effects of losing exclusivity. Additionally, GDSP will update its methodology to project billable caseload to better reflect the collection rate for cases that are billed directly to hospital providers.

Discretionary?: YesReason for Adjustment/ Change:

In the 2023-24 May Revision, GDSP introduced this assumption to align its 2022-23 budget as a temporary adjustment due to the pending litigation regarding exclusivity. Given that the court ruling is now final, GDSP is permanently aligning its 2023-24 and ongoing budget with actual/projected caseload for losing exclusivity and by using actual prenatal participants to account for the most recent data rather than using the previous methodology, which estimated caseload as a percentage of live births. The previous methodology had estimated PNS caseload to be around 72 percent of births, whereas the new methodology estimates PNS caseload at approximately 52 percent of births. GDSP will also align the billable caseloads ratio to estimate revenues by using total Patient billing and total Client billing caseloads.

Fiscal Impact (Range) and Fund Source(s):

It is estimated that this methodology change in calculating cfDNA prenatal caseload will reflect an approximately 20 percent in 2023-24 and 21 percent in 2024-25 decrease in prenatal participants, a revenue decrease of approximately \$19 million in 2023-24 and \$20 million in 2024-25, and an expenditure decrease of approximately \$12 million for both 2023-24 and 2024-25.

To correct the fund's revenue and expenditure imbalance caused by this assumption, CDPH/GDSP will be proposing a PNS cfDNA fee increase of approximately \$38 in July 2024.

The overall PNS cfDNA fee increase that CDPH/GDSP will be proposing in July 2024 will total approximately \$112 (from \$232 to \$344). This consists of the approximate \$38 increase in this assumption and an approximate \$74 fee increase due to the Prenatal Screening for SCAs Existing (Significantly Changed) Assumption. This proposed fee is subject to change to the extent that updated expenditure and revenue projections differ from the November Estimate. The exact fee amount will be determined in accordance

with the rulemaking process and will be provided in the 2024-25 May Revision. The fund source is the Genetic Disease Testing Fund (GDTF, Fund 0203).

Prenatal Screening for Sex Chromosome Aneuploidies (SCAs)

Background:

The California Department of Public Health (CDPH) Genetic Disease Screening Program (GDSP) launched a redesigned Prenatal Screening (PNS) Program on September 19, 2022, by making cell-free DNA (cfDNA) screening for chromosome aneuploidies (trisomy 21, trisomy 18, and trisomy 13) available statewide based on current published recommendations from the American College of Obstetricians and Gynecologists (ACOG). However, on December 16, 2022, the American College of Medical Genetics and Genomics (ACMG) released an updated practice guideline that recommends offering noninvasive prenatal screening (NIPS, also known as cfDNA screening) to include screening for sex chromosome aneuploidies (SCAs) in addition to trisomies 21, 18, and 13, as well as for all single and twin pregnancies.

Description of Change:

The California PNS Program is preparing for the addition of prenatal screening for SCAs using cfDNA screening beginning April 1, 2024. The additional screening would increase California PNS Program expenditures for increased cfDNA laboratory costs (to include SCA testing), increased follow-up case management services provided by Case Coordination Centers, and counseling and diagnostic services provided by Prenatal Diagnosis Centers. Planning and implementation activities would include updating forms, screening protocols and health education materials, and updating the Screening Information System to include the additional screening results.

There will be increased expenditures related to higher contract rates for screening, implementation costs associated with the computer system redesign and SIS updates, educational materials and printing, the ongoing cost of software license and maintenance.

Discretionary?: No

Reason for Adjustment/Change:

H&S Code section 125055(g)(1) states that Public Health “shall expand prenatal screening to include all tests that meet or exceed the current standard of care as recommended by nationally recognized medical or genetic organizations.” In December 2022, ACMG published a “strong” recommendation to offer cfDNA SCA screening for all

pregnant patients and CDPH/GDSP is anticipating making prenatal SCA screening available through the PNS Program in 2023-24.

Fiscal Impact (Range) and Fund Source(s):

It is estimated that approximately \$4 million increase in Local Assistance expenditures in 2023-24 (CDPH/GDSP will be absorbing the cost-increase in this partial year), and a \$16 million annual increase in Local Assistance expenditures in 2024-25 and ongoing.

In order to provide sufficient revenues to offset this assumption's additional expenditures, CDPH/GDSP will be proposing a fee increase of approximately \$74 in July 2024.

The overall PNS cfDNA fee increase that CDPH/GDSP will be proposing in July 2024 will total approximately \$112 (from \$232 to \$344). This consists of the approximate \$74 increase in this assumption and an approximate \$38 fee increase due to the Methodology Change in Projecting Prenatal Screening Caseload Existing (Significantly Changed) Assumption. This proposed fee is subject to change to the extent that updated expenditure and revenue projections differ from the November Estimate. The exact fee amount will be determined in accordance with the rulemaking process and will be provided in the 2024-25 May Revision. The fund source is the Genetic Disease Testing Fund (GDTF, Fund 0203).

2023-24 Budget Change Proposal: California Newborn Screening Program Expansion

Background:

H&S Code section 125001(d) specifically requires the CDPH NBS Program to continuously expand what is included in the statewide screening of newborns. Diseases that are detectable in blood samples and have been adopted by the federal Recommended Uniform Screening Panel (RUSP) must be included in the screening within two years of adoption. On August 2, 2022, newborn screening (NBS) for mucopolysaccharidosis type II (MPS II) was added to the RUSP. On January 4, 2023, guanidinoacetate methyltransferase (GAMT) deficiency was added to the federal RUSP. The deadline for including MPS II on the California NBS panel is August 2024, and for including GAMT deficiency is January 2025.

MPS II is a genetic condition that can lead to intellectual disabilities and life-threatening cardiac and pulmonary complications due to a metabolic disorder that impairs the processing of complex sugars, causing the molecules to build up in various parts of the body. The condition can be treated by enzyme replacement through periodic

intravenous infusions to help prevent storage complications, thereby improving health outcomes.

GAMT deficiency is a genetic condition that can lead to seizures, intellectual disabilities, behavioral manifestations, such as autism and movement disorders. It is possible to improve the health outcomes of this condition by treating with supplements and dietary restrictions, helping prevent neurological complications.

Description of Change:

By August 2024, CDPH will incorporate screening for MPS II and GAMT deficiency into the Newborn Screening panel.

Resources for the additional screening included \$3.5 million and 4 positions in 2023-24 and similar ongoing levels in order to cover staffing needs and increased laboratory costs. These resources were approved in the 2023 Budget Act. Of the \$3.5 million, approximately \$700,000 was estimated to cover increased laboratory costs that were associated with consumables, supplies, and reagents. This amount was estimated based on previous disorders added to NBS.

This amount was under projected as recent price quotes received from vendors to purchase the consumables, supplies, and reagents of the two new disorders is \$4.4 million more than the \$700,000 amount included in the BCP.

Discretionary?: No

Reason for Adjustment/Change:

Under projection of Local Assistance costs in the BCP.

Fiscal Impact (Range) and Fund Source(s):

An approximate increase in Local Assistance expenditure authority of \$4.4 million in 2024-25 and ongoing.

The costs to screen for these two additional conditions will be offset with a proposed NBS fee increase starting July 1, 2024, of approximately \$15 that will be approved through the rulemaking process. This proposed fee is subject to change to the extent that updated expenditure and revenue projections differ from the November Estimate. The exact fee amount will be determined in accordance with the rulemaking process and will be provided in the 2024-25 May Revision. The fund source is the GDTF (Fund 0203).

UNCHANGED ASSUMPTIONS/PREMISES

There are no Unchanged Assumptions/Premises.

DISCONTINUED ASSUMPTIONS/PREMISES

Medi-Cal and non-Medi-Cal (Private Insurers) Participation Rate Change for Prenatal Screening (PNS)

Background:

GDSP currently collects a PNS participation fee from patients or their health insurance group. The participation fee covers the blood test and follow-up services offered to pregnant individuals with positive screening results. Medi-Cal currently covers approximately 55 percent of the women participating in the PNS Program and non-Medi-Cal insurance companies covers approximately 45 percent of the pregnant individuals participating in the PNS Program.

Beginning 2017-18, CDPH has seen a rise in the percentage of individuals who have Medi-Cal, and this necessitates a change in our Revenue Methodology calculation, which will lead to an increase in PNS collections. The percentage of claims of individuals participating in the PNS Program that were covered under Medi-Cal increased from 55 percent to 60 percent while the percentage of claims covered under non-Medi-Cal private insurers has decreased from 45 percent to 40 percent.

The participation rates are used in CDPH/GDSP's estimates for revenue projections. GDSP invoices and collects PNS payments from individual participants, non-Medi-Cal (private insurers) and Medi-Cal. GDSP collects approximately 99 percent of all fees owed on behalf of Medi-Cal clients and approximately 95 percent of the fees owed by individuals with private insurance.

Description of Change:

Beginning 2022-23, GDSP will revise the participation percentages for its PNS Program from 55 percent Medi-Cal/45 percent non Medi-Cal to 60 percent/40 percent.

Discretionary?: Yes

Reason for Adjustment/Change:

The PNS Program participation rates for Medi-Cal and non-Medi-Cal participants needs to be updated to reflect more accurate revenue projections.

Fiscal Impact (Range) and Fund Source(s):

An increase of 0.21 percent or approximately \$131,000 annually in projected PNS revenues. The fund source is the GDTF (Fund 0203).

APPENDIX A: NEWBORN SCREENING PROGRAM (NBS) ASSUMPTIONS AND RATIONALE

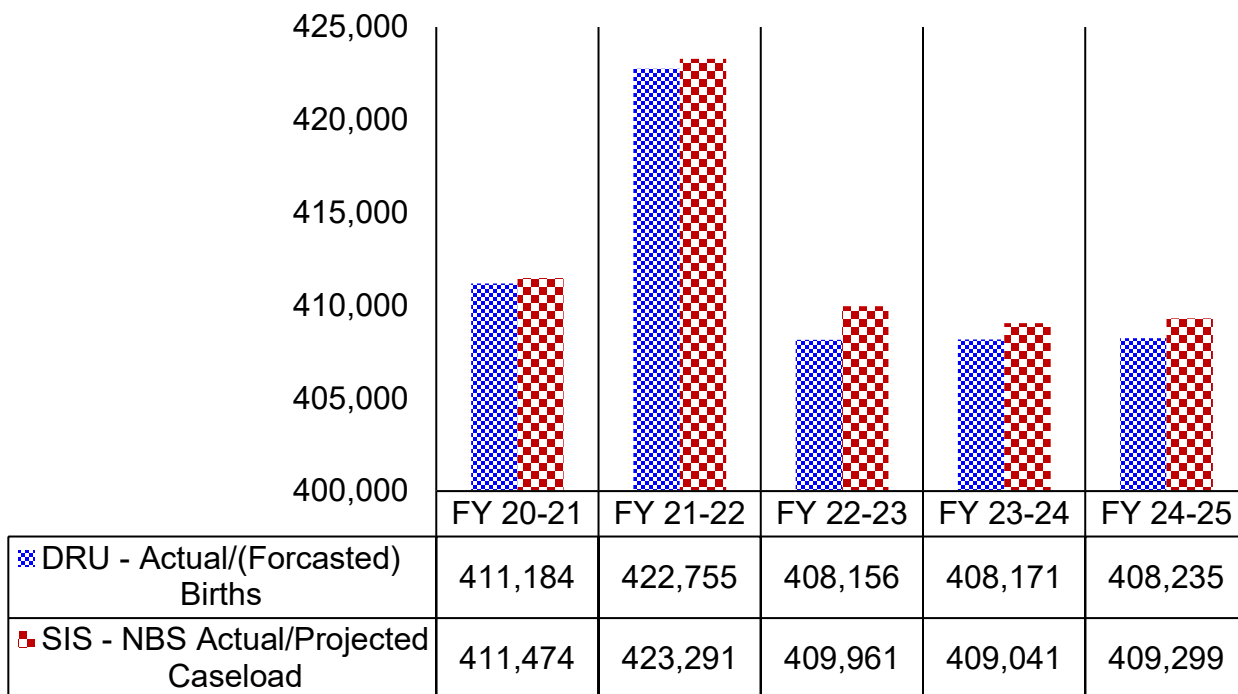
CONTRACT LABORATORIES

Overview: Laboratory testing of specimens is performed at regional screening laboratories contracted by the state to screen newborns for 80+ specific genetic disorders. Costs include laboratory services for processing genetic screening tests. Screening laboratories ascertain the possible presence of a birth defect or a congenital disorder; a screening test is not diagnostic, and additional follow-up is likely to be required for a case that has an initial positive or questionable screening test result. The state contracts with several regional contract laboratories that are paid on a per specimen basis.

Costs associated with Contract Laboratories and Technical and Scientific supplies are both driven by the total number of clients NBS serves. The total caseload is determined as a percentage of the DRU's projected number of live births. This estimate assumes that 100 percent of the DOF/DRU projected births will participate in the NBS program in 2022-23 and 2023-24.

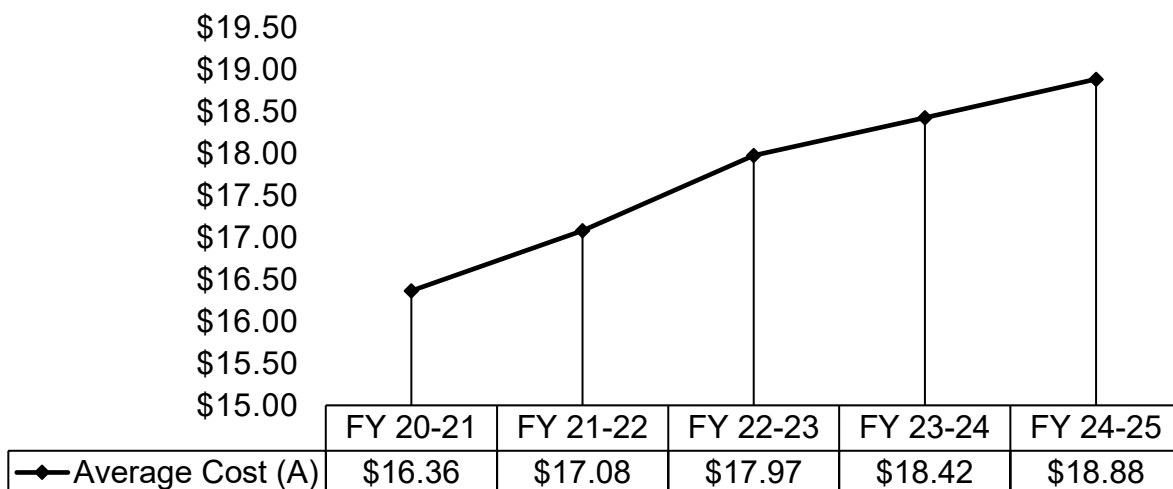
Total Caseload – The CDPH/GDSP estimates current-year caseload will total 409,041, a decrease of 920 or 0.2 percent compared to the 2022-23 actual total caseload of 409,961. The caseload in 2024-25 is estimated at 409,299, which is an increase of 258 or 0.1 percent compared to the current year estimate. This annual change is due to the change in DOF/DRU's projection of live births. The following chart shows the actual NBS cases by fiscal year, along with our projected numbers for the remainder of the current year and budget year.

NBS CASELOAD



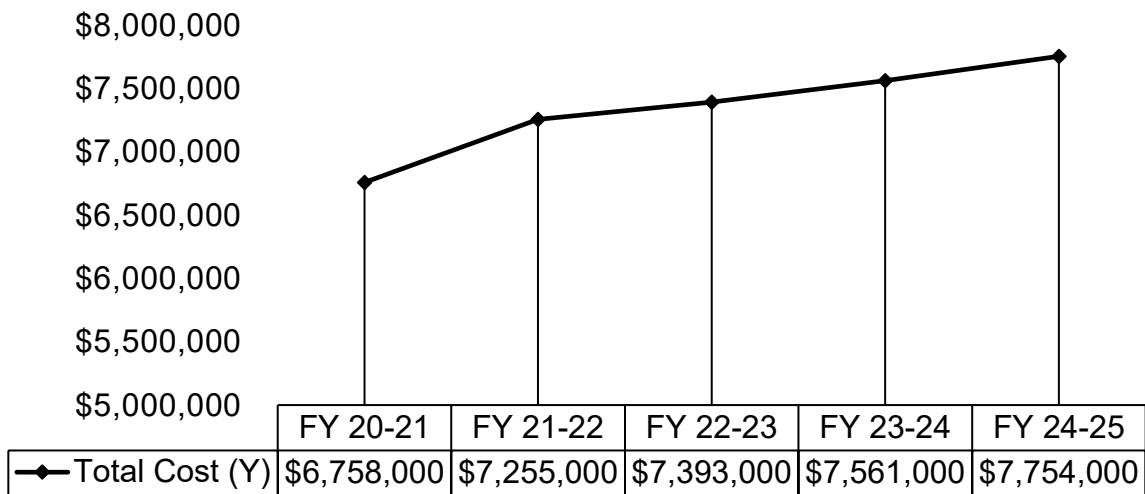
Contract Laboratory Average Cost Projections – The CDPH/GDSP estimates current year average laboratory cost per participant will be \$18.42, which is an increase of \$0.45 or 2.5 percent compared to the 2022-23 actual average laboratory cost per participant of \$17.97. Average laboratory cost per participant in 2024-25 is estimated at \$18.88, which is an increase of \$0.46 or 2.5 percent compared to the current year estimate. The increase in average cost is due to the contract rate increases coupled with a decline in projected live births.

NBS Contract Lab Average Cost



Contract Laboratory Total Cost Projections – The CDPH/GDSP estimates current year contract laboratory costs to total \$7.6 million, which is an increase of \$168,000 or 2.3 percent compared to 2022-23 actual contract laboratory costs of \$7.4 million. The contract laboratory costs in 2024-25 are projected to be \$7.8 million, which is an increase of \$193,000 or 2.6 percent compared to the current year.

NBS Contract Lab Total Cost



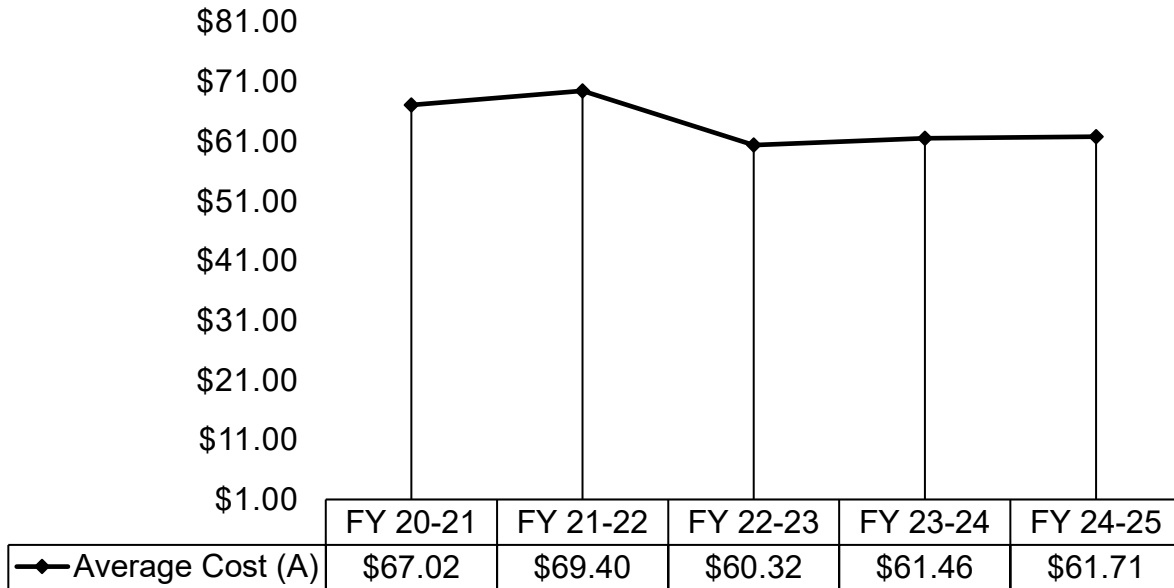
TECHNICAL AND SCIENTIFIC

Overview: Costs associated with specimen screening include reagents kits, supplies, processing, and limited maintenance and support of laboratory equipment. In addition, there are minimal fixed costs associated with specimen screening including: laboratory supplies, blood specimen filter paper, blood specimen storage, and costs for special packaging for blood specimen transport, etc. Reagent test kits, which make up the majority of the Technology and Scientific costs, are purchased in lots based on anticipated caseload volume. Reagents vary in cost depending upon the type of screening performed.

Technical and Scientific Caseload: See Appendix A 1

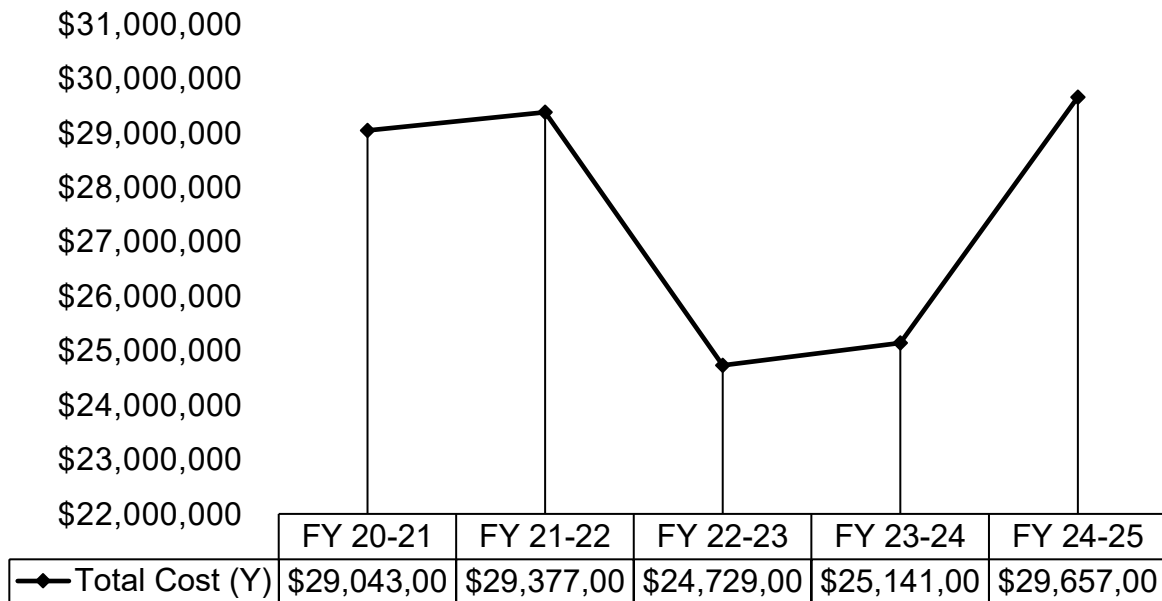
Technical and Scientific Average Cost – The CDPH/GDSP estimates current year average Technical and Scientific cost per participant will be \$61.46, which is an increase of \$1.14 or 2 percent compared to 2022-23 actual average Technical and Scientific cost per participant of \$60.32. Average Technical and Scientific cost per participant in 2024-25 is estimated at \$61.71, which is a slight increase of \$0.24 compared to the current year estimate. The slight increase in average cost is due to the increases in caseloads and its associated direct costs.

NBS Tech & Sci Average Cost



Technical and Scientific Total Cost – The CDPH/GDSP estimates current year Technical and Scientific costs to total \$25 million, which is an increase of \$412,000 or 2 percent compared to 2022-23 actual technical and scientific costs of \$24.7 million. For 2024-25, the Technical and Scientific costs is estimated to be \$29.7 million, which is an increase of \$4.5 million or 18 percent compared to the current year due to the addition of MPS II and GAMT deficiency.

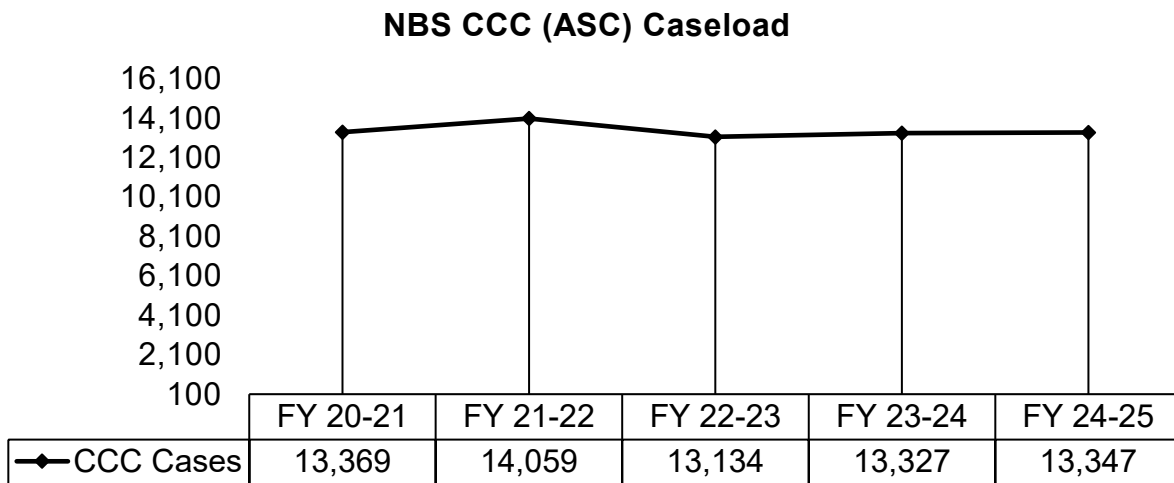
NBS Tech & Sci Total Cost



CASE MANAGEMENT AND COORDINATION SERVICES:

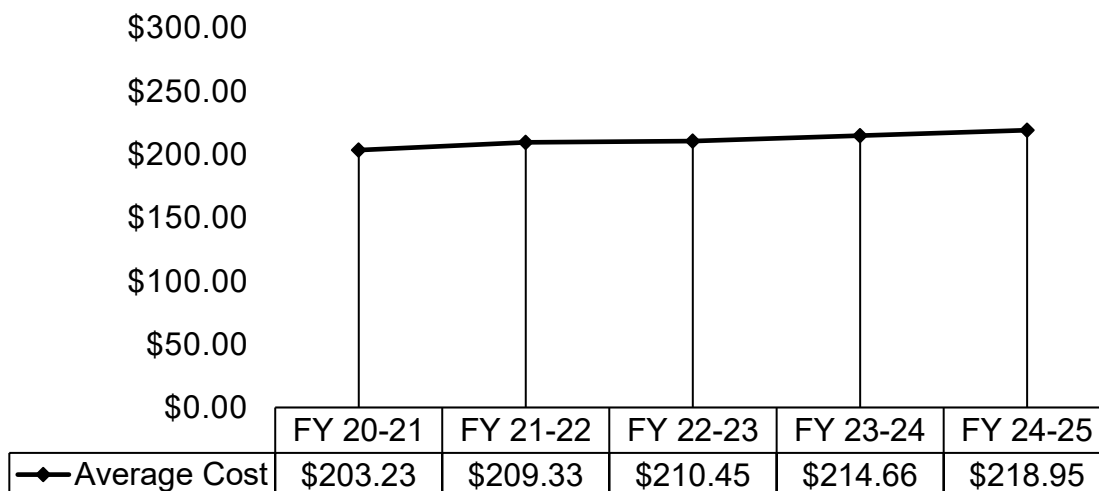
Overview- Services provided to infants who screen initial positive or have questionable screening test results for the 75+ genetic disorders screened. These services include time-sensitive coordination for specific confirmatory testing, family consultation – including consultation with the infant’s pediatrician, genetic disease counseling, family educational services, and coordinated care referrals to specialized medical institutions. The NBS Area Service Centers (ASC) provide critical coordination and tracking services to confirm that appropriate diagnostic measures are completed, and that affected infants are provided with appropriate medical care and receive treatment within a critical timeframe. The ASCs are reimbursed based on caseload and the type of service performed along with a monthly base allocation; this funding supports a required core team of clinical professionals. Costs vary by ASC, dependent upon the geographical location as well as the volume of caseload served.

Case Management and Coordination Services (CMCS) Caseload – The CDPH/GDSP estimates current year CMCS caseload will total 13,327, which is an increase of 193 or 1 percent compared to 2022-23 actual CMCS caseload of 13,134. CMCS caseload in 2024-25 is estimated at 13,347, which is a slight increase of 20 or 0.16 percent compared to the current year estimate.



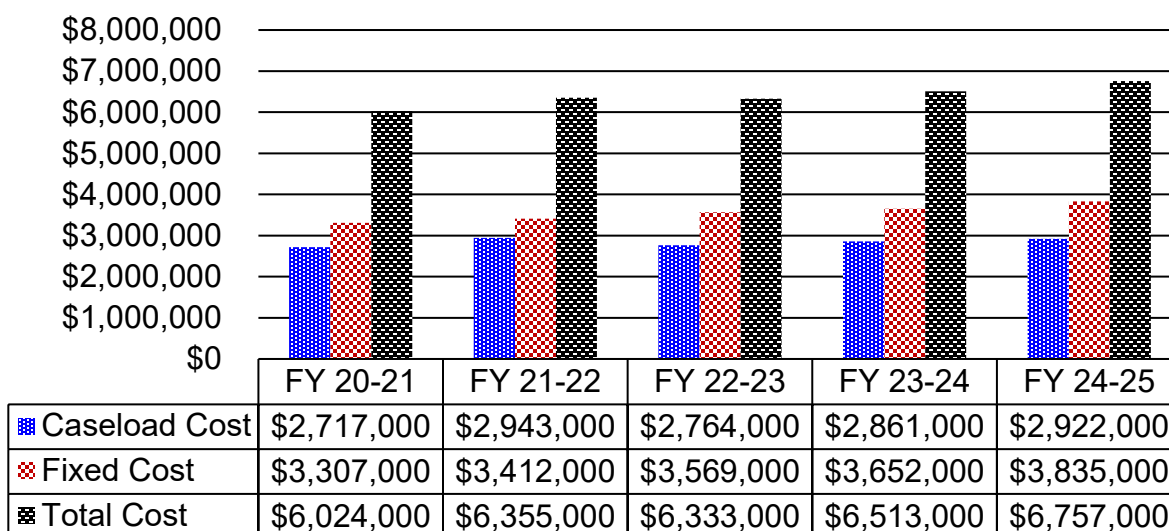
Case Management and Coordination Services (CMCS) Average Cost - CDPH/GDSP estimates current year average CMCS cost per participant will be \$214.66, which is an increase of \$4.21 or 2 percent compared to 2022-23 actual average CMCS cost per participant of \$210.45. Average CMCS cost per participant in 2024-25 is estimated at \$218.95, which is an increase of \$4.29 or 2 percent compared to the current year estimate. The increase in the average cost is tied directly to the fluctuations in the total cost and additional specialized follow-up centers for the two new disorders and ongoing newborn testing.

NBS CCC (ASC) Average Cost



Case Management and Coordination Services (CMCS) Total Cost – The CDPH/GDSP estimates current year CMCS costs to total \$6.5 million, which is a slight increase of \$180,000 or 3 percent compared to 2022-23 actual CMCS total costs of \$6.3 million. CMCS costs in 2024-25 are estimated to total \$6.8 million, which is an increase of \$244,000 or 4 percent compared to the current year estimate. The increase in current and budget year reflects the projected increases in data correction on newborn records, and an increase in ongoing expenditures in 2024-25 from the projected number of positive cases attributed to the ongoing newborn screening and the addition of the two new disorders (MPS II and GAMT deficiency). Moreover, the GDSP considered a combination of increased fixed costs, and incremental (per case) reimbursement, which includes administrative costs, rent, equipment, travel, and administrative staff.

NBS CCC (ASC) Total Cost

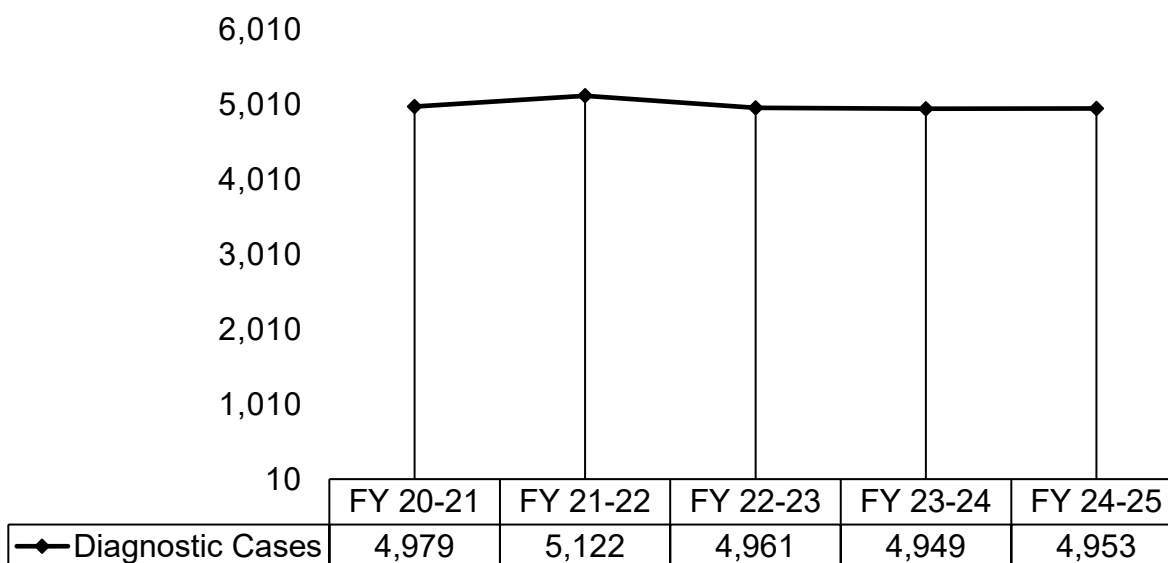


DIAGNOSTIC SERVICES

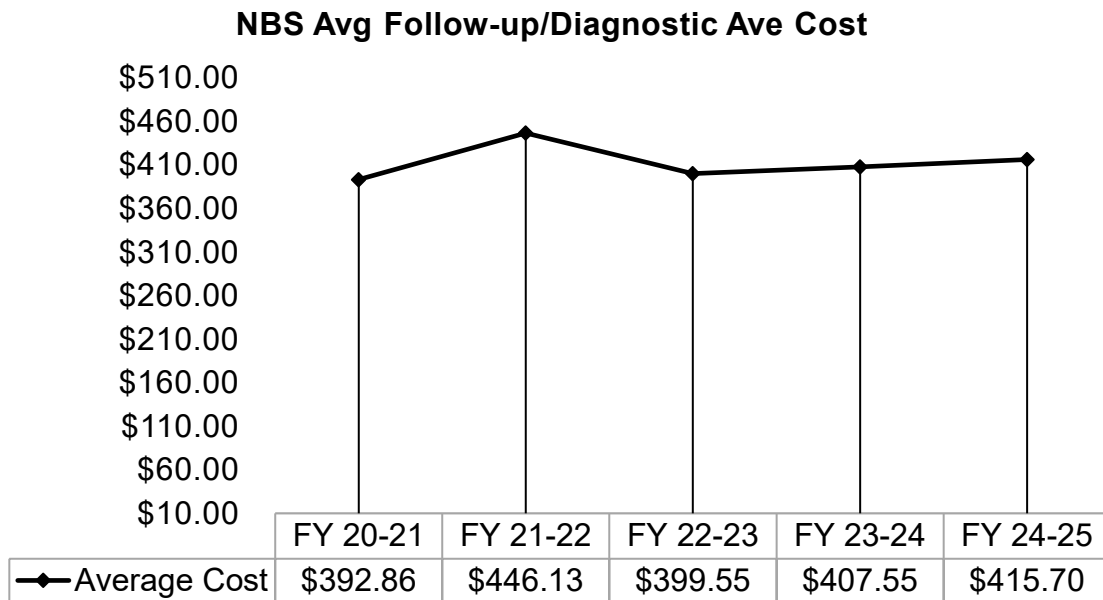
Overview – Diagnostic Services are for infants who require extended monitoring while undergoing confirmatory testing and diagnosis. Clinical outcome data is collected on infants once diagnosis is made as a means of tracking, confirming, evaluating, and refining program standards. Services include: coordination with the NBS, ASC and Public Health/GDSP for ongoing medical care, ensuring the establishment of infant treatment plans through specialty care hospitals and university medical centers specializing in the genetic disorders such as sickle cell anemia, cystic fibrosis, PKU, beta thalassemia, alpha thalassemia, and various neurologic, metabolic, and endocrine disorders, etc. Services are provided through Special Care Centers, which are composed of highly specialized medical teams; cost is based on per case reimbursement and a small base allocation.

Diagnostic Services Caseload – The CDPH/GDSP estimates current year Diagnostic caseload will total 4,949, based on projected new referral cases and annual patient summary cases, which is a decrease of 12 or 0.22 percent compared to 2022-23 actual Diagnostic Services caseload of 4,961. Diagnostic caseload in 2024-25 is estimated at 4,953, which is a slight increase of 4 or 0.06 percent compared to the current year estimate. The fluctuations are tied to overall DRU-based caseloads and implementation of new disorders. In addition, the GDSP considered a combination of increased fixed costs, and incremental (per case) reimbursement, which includes administrative costs, rent, equipment, travel, and administrative staff.

NBS Follow-up/Diagnostic Caseload

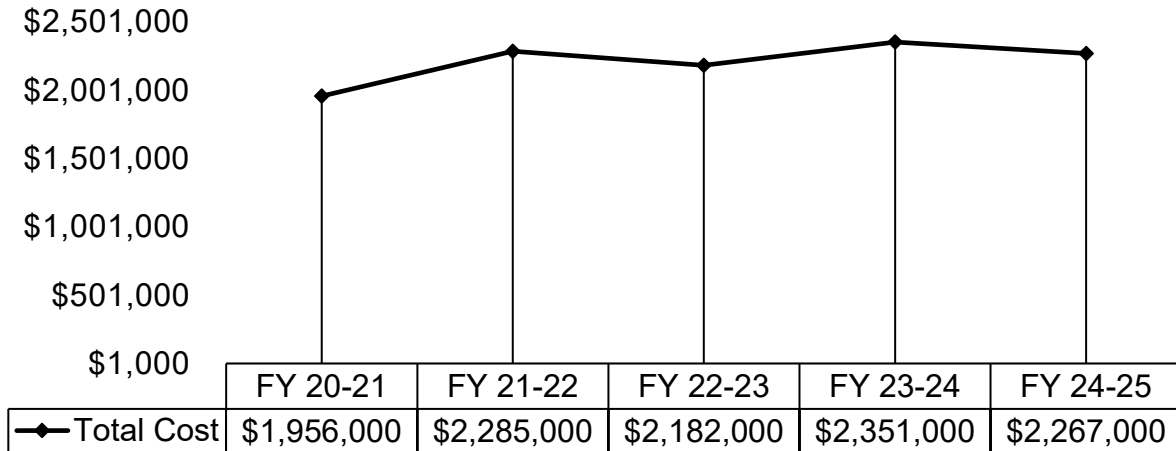


Diagnostic Services Average Cost – The CDPH/GDSP estimates current year average Diagnostic Services cost per participant will be \$408, calculated based on projected new referral cases and annual patient summary cases, which is a slight increase of \$8 or 2 percent compared to 2022-23 actual average Diagnostic Services cost per participant of \$400. The average Diagnostic Services cost per participant in 2024-25 is estimated at \$416, which is also a slight increase of \$8 or 2 percent compared to the current year estimate. The slight increase in the current year is tied to the increasing caseload costs while projected live births decline. The increase in the budget year can be attributed to the addition of the two new disorders (MPS II and GAMT deficiency).



Diagnostic Services Total Cost – CDPH/GDSP estimates current year Diagnostic Services costs to total \$2.4 million, which is an increase of \$169,000 or 8 percent compared to 2022-23 actual Diagnostic Services total costs of \$2.2 million. Diagnostic Services costs in 2024-25 are estimated to total \$2.3 million, which is a decrease of 84,000 or 4 percent compared to the current year estimate.

NBS Follow-up/Diagnostic Total Cost

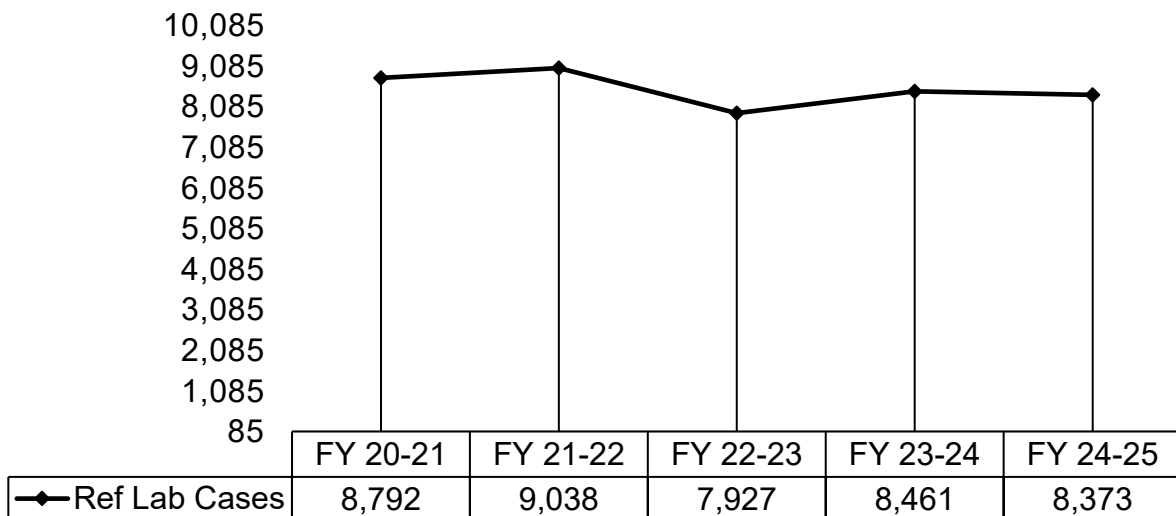


REFERENCE LABORATORIES

Overview – Cases that result in a positive screening test are referred for diagnostic testing at various confirmatory laboratories. Costs include medical and confirmatory diagnostic tests, as well as fixed costs for lab technical support, and expert medical consultation services for rare genetic abnormalities. Reference Laboratories are reimbursed on a cost per test basis.

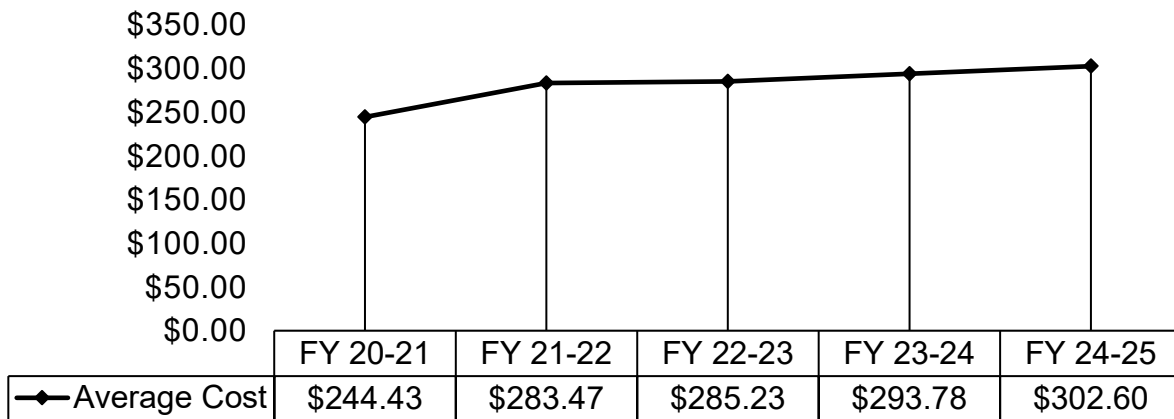
Reference Laboratory Caseload – CDPH/GDSP estimates current year Reference Laboratory caseload will total 8,461, which is an increase of 534 or 7 percent compared to 2022-23 actual Reference Laboratory caseload of 7,927. Reference Laboratory caseload in 2024-25 is estimated at 8,373, which is a decrease of 88 or 1 percent compared to the current year estimate.

NBS Reference Lab Caseload



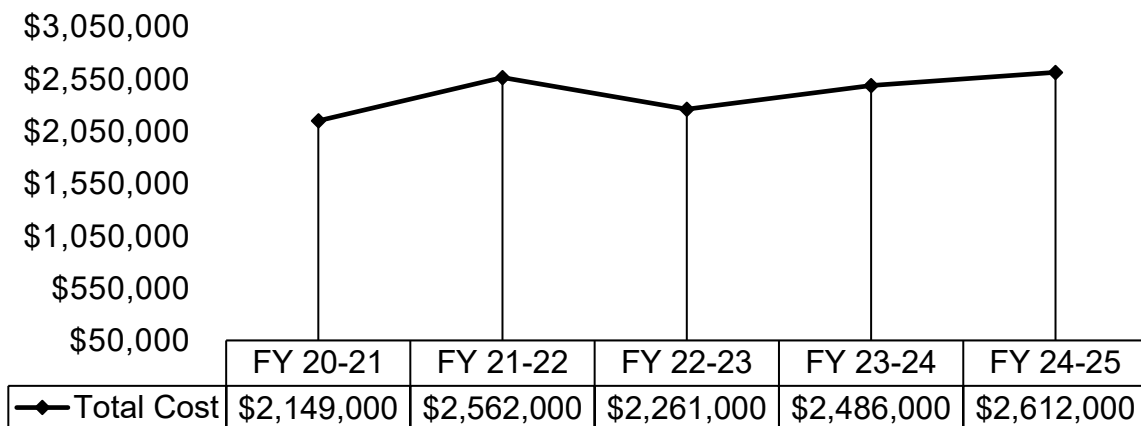
Reference Laboratory Average Cost – The CDPH/GDSP estimates current year Reference Laboratory average cost per participant will be \$294, which is an increase of \$9 or 3 percent compared to 2022-23 Reference Laboratory actual average cost per participant of \$285. Reference Laboratory average cost per participant in 2024-25 is estimated at \$303, which is an increase of \$9 or 3 percent compared to the current year estimate. The fluctuation in caseload is due to the updated DRU projection of live births, and the addition of new disorders is tied to the total costs.

NBS Reference Lab Average Cost



Reference Laboratory Total Cost – CDPH/GDSP estimates current year Reference Laboratory costs to total \$2.5 million, which is an increase of 225,000 or 10 percent compared to 2022-23 actual Diagnostic Services total costs of \$2.3 million. Reference Laboratory costs in 2024-25 are estimated to total \$2.6 million, which is an increase of 126,000 or 5 percent compared to the current year estimate. The cost increases from the current year to the budget year can be attributed to the fluctuations in caseloads as well as the addition of new disorders on July 1, 2024.

NBS Reference Lab Total Cost



APPENDIX B: PRENATAL SCREENING PROGRAM (PNS) ASSUMPTIONS AND RATIONALE

CELL-FREE DNA (cfDNA)

Overview – “Cell-free DNA” (cfDNA) screening is a new screening methodology that involves the extraction of maternal and fetal cells from a pregnant woman’s blood sample. This new method is more efficient in terms of false positive and detection rates resulting in fewer women being referred for diagnostic follow-up services.

On September 19, 2022, the California Prenatal Screening Program replaced GDSP’s conventional biochemical screening with cell-free DNA (cfDNA) screening for chromosome abnormalities and a simpler biochemical screening for neural tube defects (NTD). GDSP’s screening for neural tube defects remains part of the overall screening process. The PNS Program has established contracts for new laboratories to carry out cfDNA screening; developed new structures for case management services provided by Case Coordination Centers and follow-up services provided by the Prenatal Diagnosis Centers (PDCs); and redesigned the SIS to accommodate the new screening results transmitted from the cfDNA laboratories, including redesigned test result mailers, established new algorithms to designate a case as screen-positive and the subsequent referral mechanisms to refer high risk cases to the PDCs for follow-up services.

On December 16, 2022, the American College of Medical Genetics and Genomics (ACMG) released an updated practice guideline that recommends offering noninvasive prenatal screening (NIPS, also known as cfDNA screening) to include screening for sex chromosome aneuploidies (SCAs) in addition to trisomies 21, 18, and 13, as well as for all single and twin pregnancies. Beginning April 1, 2024, the California PNS Program is preparing for the addition of prenatal screening for SCAs using cfDNA screening. The additional screening would increase California PNS Program expenditures for increased cfDNA laboratory costs (to include SCA testing), increased follow-up case management services provided by Case Coordination Centers, and counseling and diagnostic services provided by Prenatal Diagnosis Centers. Planning and implementation activities would include updating forms, screening protocols and health education materials, and updating the Screening Information System to include the additional screening results.

Total Caseload/Specimens – The CDPH/GDSP estimates current year projected caseload for cfDNA at 227,937, which is an increase of 37,408 or 20 percent compared to the 2022-23 actual caseload of 190,529. The increase can be attributed to the full-year implementation of cfDNA screening. The CDPH/GDSP estimates that the cfDNA

caseload in the budget year will total 227,973, which is a slight increase of 36 or 0.02 percent compared to the current year.

Table 15 shows the projected cfDNA cases by billable caseload, average cost, and total cost for budget year 2024-25.

Table 15. cfDNA Projected Caseload and Costs

Fiscal Year	Forecast Births	Projected Caseload	Average Cost	Total Cost
cfDNA 2023-2024	408,171	227,937	\$140	\$31,912,000
cfDNA + SCA 2024-2025	408,235	227,973	\$190	\$43,315,000

CONTRACT LABORATORIES

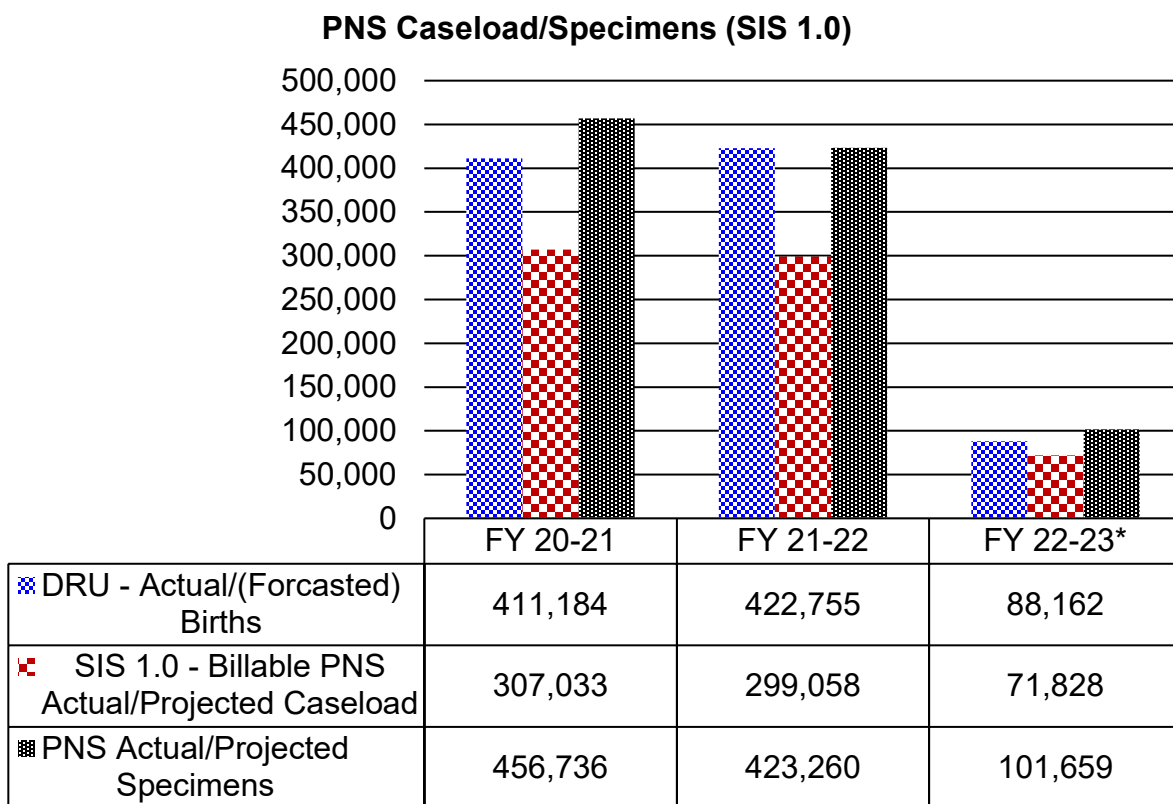
Overview – Laboratory testing to screen pregnant women for genetic and congenital disorders, such as trisomy 21, trisomy 18, Smith-Lemli-Opitz Syndrome (SLOS), and Neural Tube Defects. Costs include laboratory services for performing prenatal genetic screening tests. The screening test estimates the chance or risk that the fetus has a certain birth defect; the screening provides a risk assessment but not a diagnosis. The state contracted with five regional contract laboratories that are paid on a per specimen basis.

The California Department of Public Health (CDPH) Genetic Disease Screening Program (GDSP) launched a redesigned Prenatal Screening (PNS) Program on September 19, 2022. This replaced the GDSP’s conventional biochemical screening with cell-free DNA (cfDNA) screening for chromosome abnormalities and a simpler biochemical screening for neural tube defects (NTD). GDSP’s screening for neural tube defects remained part of the overall screening process. Since the go live of cfDNA screening, two specimens need to be collected in the 2nd trimester with one for cfDNA screening at a cfDNA laboratory and the other one for NTD screening at a Newborn and Prenatal Screening (NAPs) laboratory.

Total Caseload/Specimens – In the beginning of 2022-23, between July 1 and September 18, 2022, one specimen collected in the 2nd trimester was used for both Trisomy 21 (T21)/ Trisomy (T18) screening and NTD screening because the serum analyte testing for both screenings was done in one NAPs laboratory processing.

The actual specimens from the old PNS Biochemical Screening test (SIS 1.0) are 101,659. The caseload in the old PNS Program is low because it is only for 2.5 months (date of service from July 1, 2022, through September 18, 2022), and cases were completed in December 2022 to allow time for individuals to take their 2nd trimester test that could be referred for follow up services, up to 24 weeks of gestational age (GA).

The chart below shows the actual old PNS Biochemical Screening by year, along with actual numbers from the prior year and the current year.

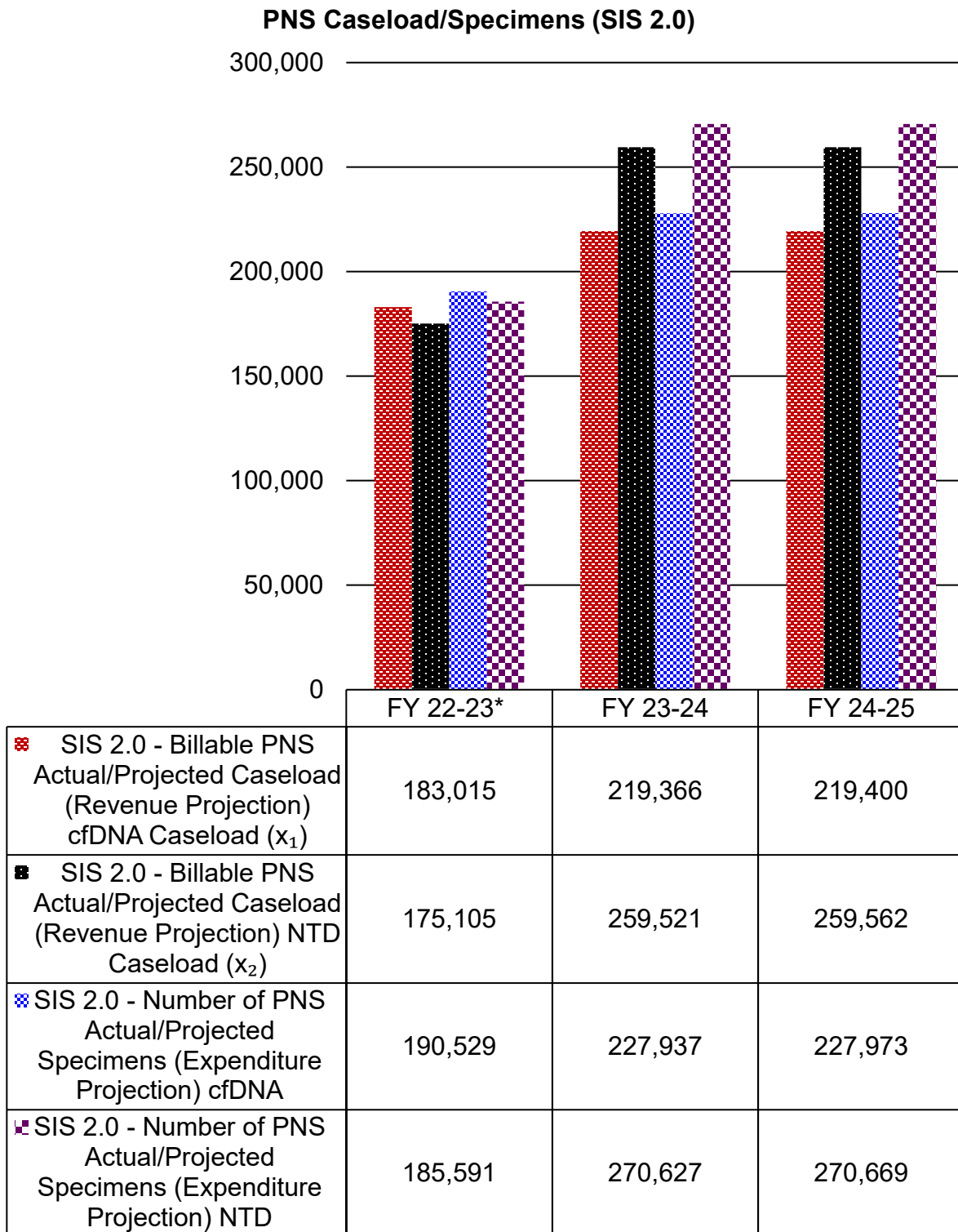


*from date of service 7/1/2022 through 9/18/2022

For the remainder of 2022-23, between September 19, 2022, and June 30, 2023, two specimens were, with one for cfDNA and the other for NTD screening. The new PNS Program specimen is estimated based on the percentage of the DOF/DRU projected number of live births, including no call low fetal fraction, and actual specimen for the date of service from September 19, 2022, through January 31, 2023. The CDPH/GDSP estimates current year specimens from the new PNS Program (SIS 2.0) will total 270,627 for NTD, which is an increase of 85,036 or 46 percent compared to 2022-23 actual NTD caseload of 185,591. The increase in the current year is due to the full-year implementation of NTD screening.

The CDPH/GDSP estimates that the budget year caseloads for NTD will total 270,669, which is a slight increase of 42 or 0.02 percent compared to the current year. The fluctuation in the caseload is tied to the DRU’s projected live births as well as the impact of exclusivity loss.

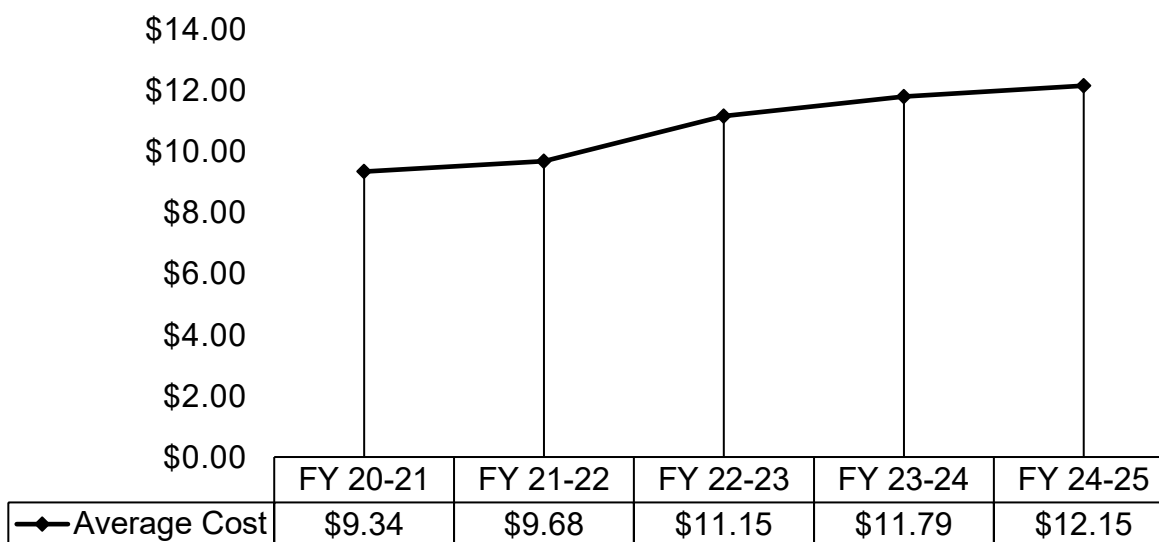
The chart below shows the actual/projected PNS cases for both cfDNA and NTD by the remainder of the current year, and the budget year.



*from date of service 9/19/2022 through 6/30/2023

Contract Laboratory Average Cost Projections – CDPH/GDSP estimates current year average laboratory cost per participant will be \$11.79, which is a slight increase of \$0.64 or 6 percent compared to 2022-23 actual average laboratory cost per participant of \$11.15. The increase in the current year is due to an increase in contract costs and a slight decrease in projected caseload. The contract regional NAPS lab only screens pregnant women for neural tube defects (NTD) beginning September 19, 2022. The CDPH/GDSP estimates budget year average laboratory cost per participant will be \$12.15, which is a slight increase of 0.36 or 3 percent compared to the current year.

PNS Contract Lab Average Cost



Contract Laboratory Total Cost Projections – On September 19, 2022, the contract regional NAPS lab will only screen pregnant women for neural tube defects (NTD) The CDPH/GDSP estimates current year contract laboratory cost to total \$3.2 million, which is a decrease of \$15,000 or 0.47 percent compared to 2022-23 actual contract laboratory costs of \$3.2 million. The CDPH/GDSP estimates budget year contract laboratory cost to total \$3.3 million, which is an increase of \$96,000 or 3 percent compared to the current year. The fluctuation in the current and budget year is tied to the DRU’s projected live births as well as the impact of exclusivity loss.

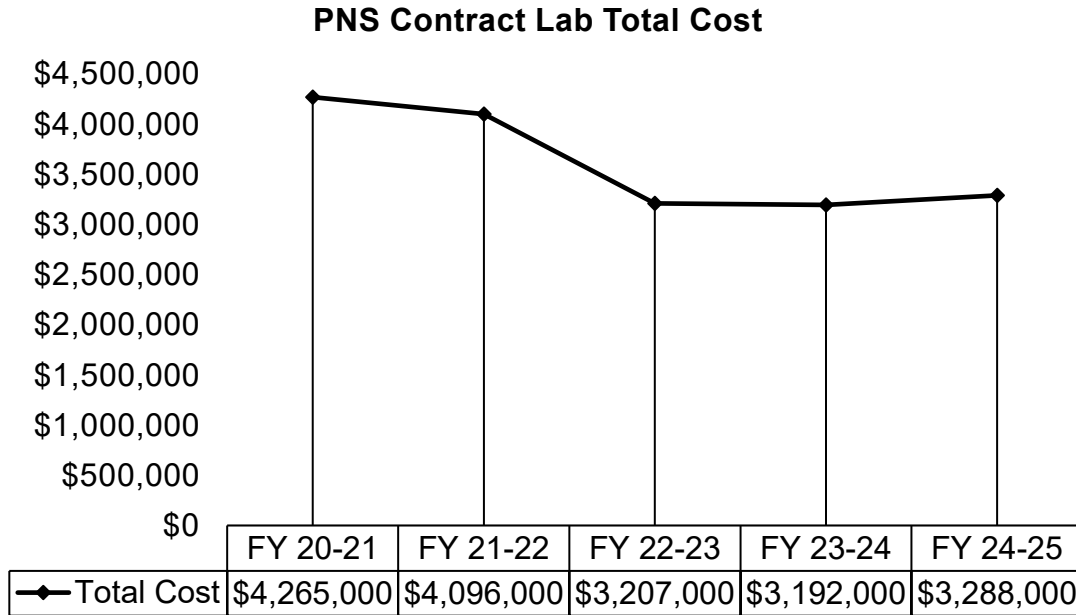


Table 16 shows the projected cases, average cost, and total cost for the cases of the neural tubes defects (NTD) test only in 2023-24 and 2024-25.

Table 16. Contract Laboratory Total and Average Costs

Fiscal Year	PNS Projected Caseload	Average Cost	Total Cost
2023-2024 NTD	270,627	\$11.79	\$3,192,000
2024-2025 NTD	270,669	\$12.15	\$3,288,000

TECHNICAL AND SCIENTIFIC

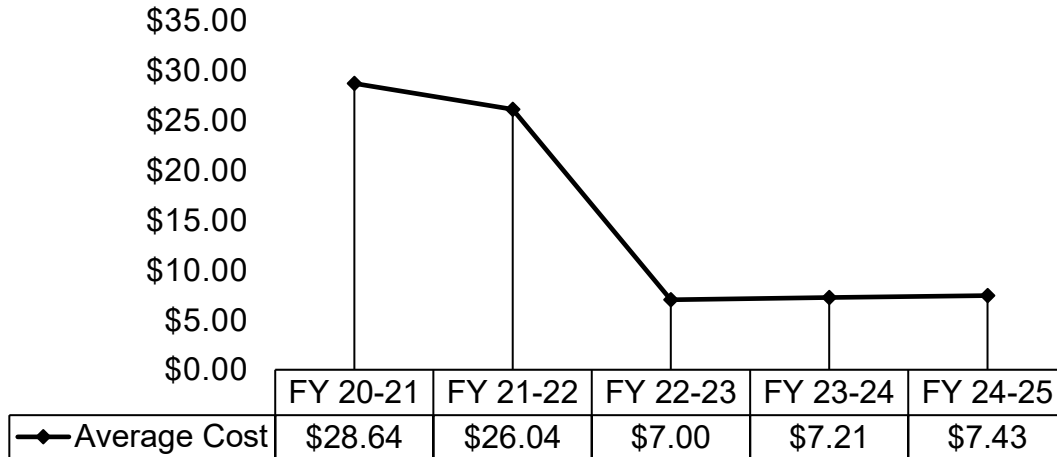
Overview – Costs associated with screening services provided at the laboratory include: reagent kits, limited maintenance and support (as it directly relates to the reagents) of laboratory equipment, supplies, and processing. In addition, there are several costs associated with screening including: blood specimen tubes, laboratory supplies, blood specimen storage, and costs for special packaging for blood specimen transport. Reagent kits, which are the majority of the Technology and Scientific costs, are purchased in lots based on anticipated specimens. Reagents vary in cost depending upon the type of screening performed.

Technical and Scientific Caseload: See appendix B 1

Technical and Scientific Average Cost – On September 19, 2022, NTD screening will use AFP kit lot for AFP testing only. The CDPH/GDSP estimates current year average Technical and Scientific cost per participant will be \$7.21, which is an increase of \$0.21 or 3 percent compared to 2022-23 actual average Technical and Scientific cost per

specimen of \$7. The increase in the current year is attributed to the inflationary contract rate increase. The CDPH/GDSP estimates budget year average Technical and Scientific cost per participant will be \$7.43, which is also an increase of \$0.22 or 3 percent compared to the current year.

PNS Tech & Sci Average Costs



Technical and Scientific Total Cost – On September 19, 2022, a simpler biochemical screening will be used for neural tube defects (NTD). The CDPH/GDSP estimates current year Technical and Scientific costs to total \$2 million, which is an increase of \$652,000 or 50 percent compared to 2022-23 actual technical and scientific costs of \$1.3 million. The CDPH/GDSP estimates budget year Technical and Scientific costs to total \$2 million, which is a slight increase of \$59,000 or 3 percent compared to the current year. The fluctuation in total cost is tied to the projected specimens and costs of reagents, supplies, and consumables.

PNS Tech & Sci Total Cost

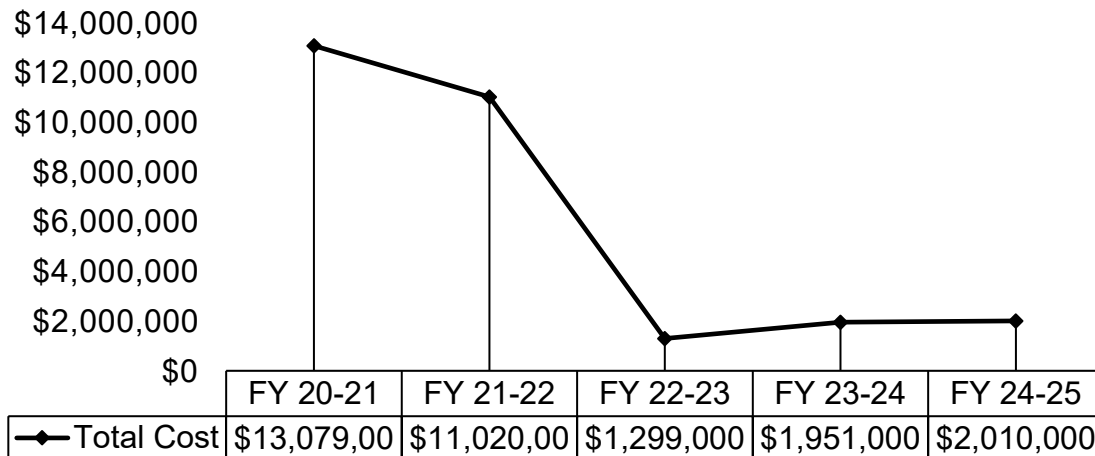


Table 17 shows the projected cases, average cost and total cost associated with technical and scientific cost for the neural tubes defects (NTD) test only in 2023-24 and 2024-25.

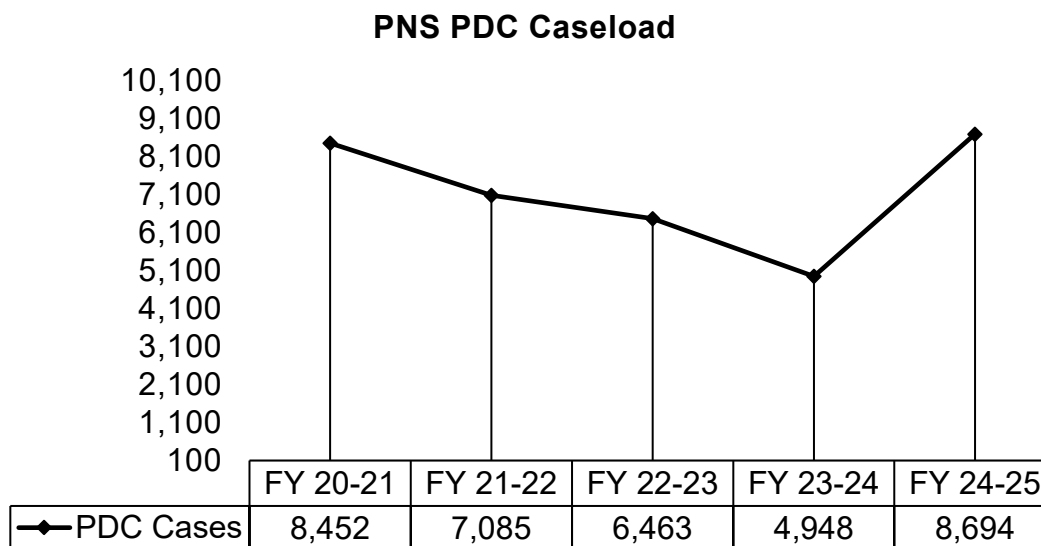
Table 17. Technical and Scientific Average and Total Costs

Fiscal Year	Total NTD	Average Cost	Total Cost
2023-2024	270,627	\$7.21	\$1,951,000
2024-2025	270,669	\$7.43	\$2,010,000

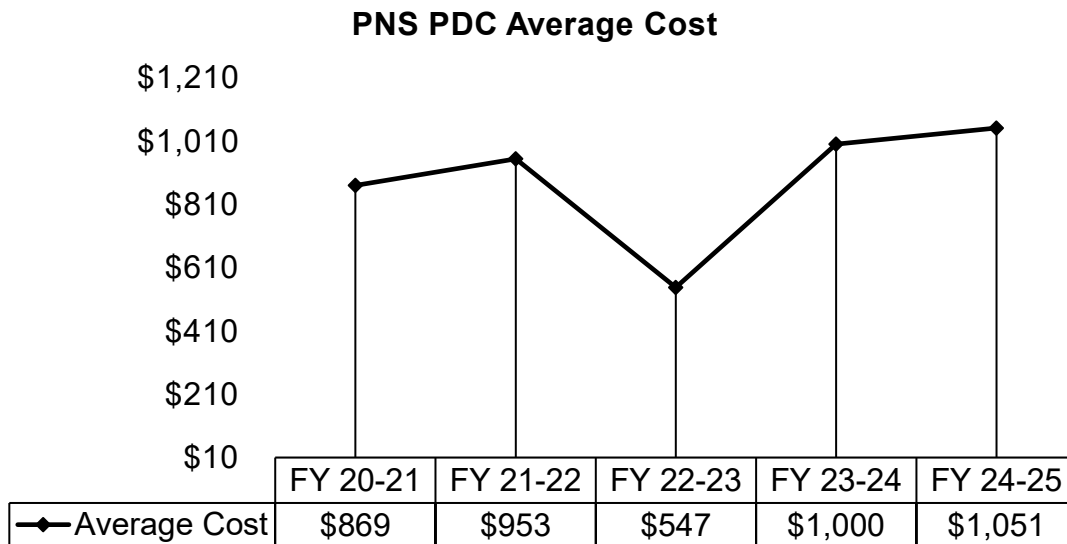
PRENATAL DIAGNOSTIC SERVICES CENTERS

Overview – Women with positive results are provided additional services, which include confirmatory and diagnostic prenatal testing, genetic counseling, education, coordinated medical care referrals, and coordination and consultation with patient’s physician, and specialty care providers. Services are provided through Prenatal Diagnostic Services Centers and are reimbursed per service type.

Prenatal Diagnostic Services Centers (PDC) Caseload – On September 19, 2022, cfDNA screened positive tests and with no result; and NTD screened positive tests will be referred for additional services which include confirmatory and diagnostic testing. The CDPH/GDSP estimates current year PDC caseload will total 4,948, which is a decrease of 1,515 or 23 percent compared to the 2022-23 actual PDC caseload of 6,463. The caseload decrease in the current year is due to the loss of screening exclusivity. The CDPH/GDSP estimates budget year PDC caseload will total 8,694, which is an increase of 3,746 or 76 percent compared to the current year. The increase is caused by a projected increase in women choosing to further pursue diagnostic care as a result of adding SCAs on April 1, 2024.

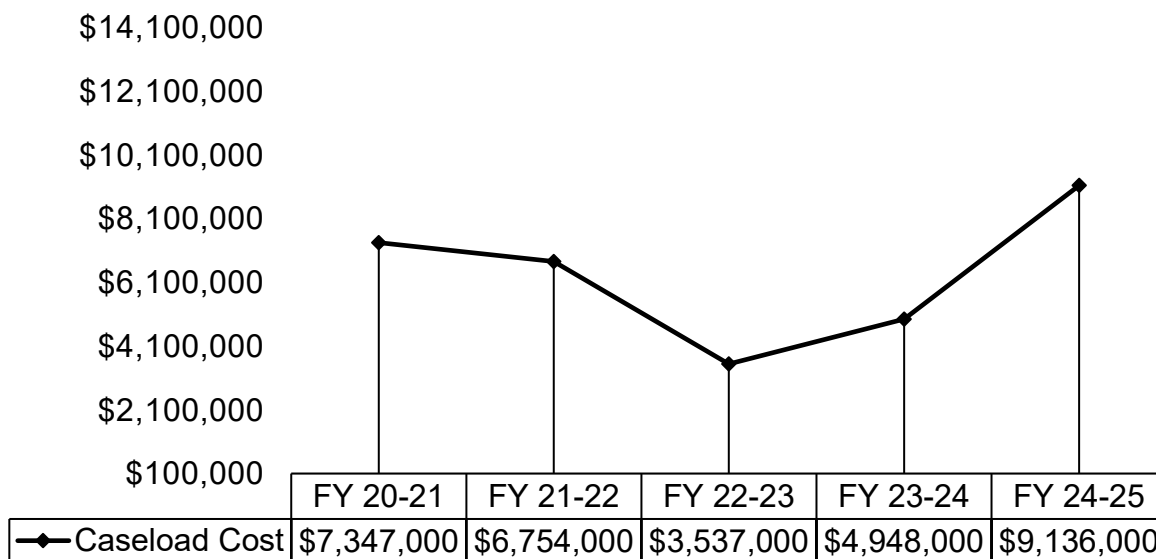


Prenatal Diagnostic Services Average Cost – On September 19, 2022, cfDNA tests screened positive and with no results; and NTD tests screened positive will have a separate cost analysis on diagnostic services. The CDPH/GDSP estimates current year average PDC cost per participant will be \$1,000, which is an increase of \$453 or 83 percent compared to 2022-23 actual average PDC cost per participant of \$547. The CDPH/GDSP estimates budget year average PDC cost per participant will be \$1,051, which is an increase of \$51 or 5 percent compared to the current year. The average cost increase in the current year can be attributed to the projected caseload decrease while contract costs increase due to the addition of SCAs on April 1, 2024. Additionally, increased contract costs because of changes in the types of procedures used to diagnose genetic diseases. Procedures like Non-Invasive Prenatal Testing and Micro Array can be offered to women in lieu of more invasive and costly procedures such as amniocentesis. Women who would previously have declined prenatal diagnostic services are now choosing these non-invasive procedures. The increasing average cost in the budget year can be attributed to increasing costs along with projected caseload increase by adding SCA into the Prenatal Screening panel.



Prenatal Diagnostic Services Total Cost – The CDPH/GDSP estimates current year PDC costs to total \$4.9 million, which is an increase of \$1.4 million or 40 percent compared to 2022-23 actual PDC total costs of \$3.5 million. The CDPH/GDSP estimates budget year PDC costs to total \$9.1 million, which is an increase of \$4.2 million or 85 percent compared to the current year. The change in total expenditures is attributable mainly to fluctuations in projected PDC caseload and the addition of SCAs on April 1, 2024.

PNS PDC Total Cost

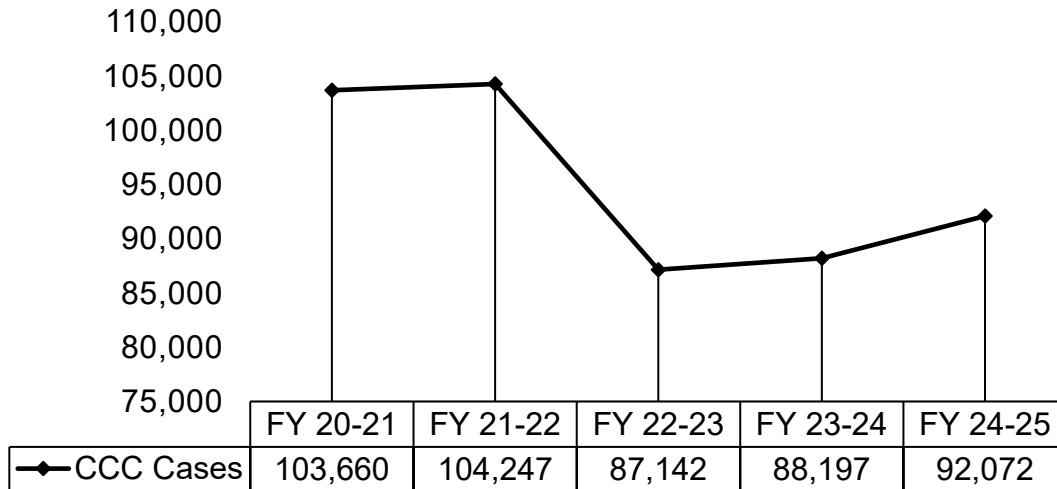


CASE MANAGEMENT AND COORDINATION SERVICES

Overview – Services provided to pregnant women who screen positive or have questionable results include coordination of first and second trimester screens and ultrasounds, identifying patients whose blood specimens were drawn too early or were inadequate, requiring additional blood draws. The PNS Case Coordination Centers (CCCs) provide clinician and patient education and consultations; make referrals to Prenatal Diagnostic Centers for diagnostic and confirmatory tests, and genetic counseling; and track patients to verify that appointments are kept, and patients seen within prescribed timeframes. Coordinators confirm and verify specific patient information as needed with the treating physician offices, and the Prenatal Diagnostic Centers. The CCCs are reimbursed based on caseload and the type of service performed along with a monthly base allocation. Base allocation costs vary by CCC dependent upon the geographic location.

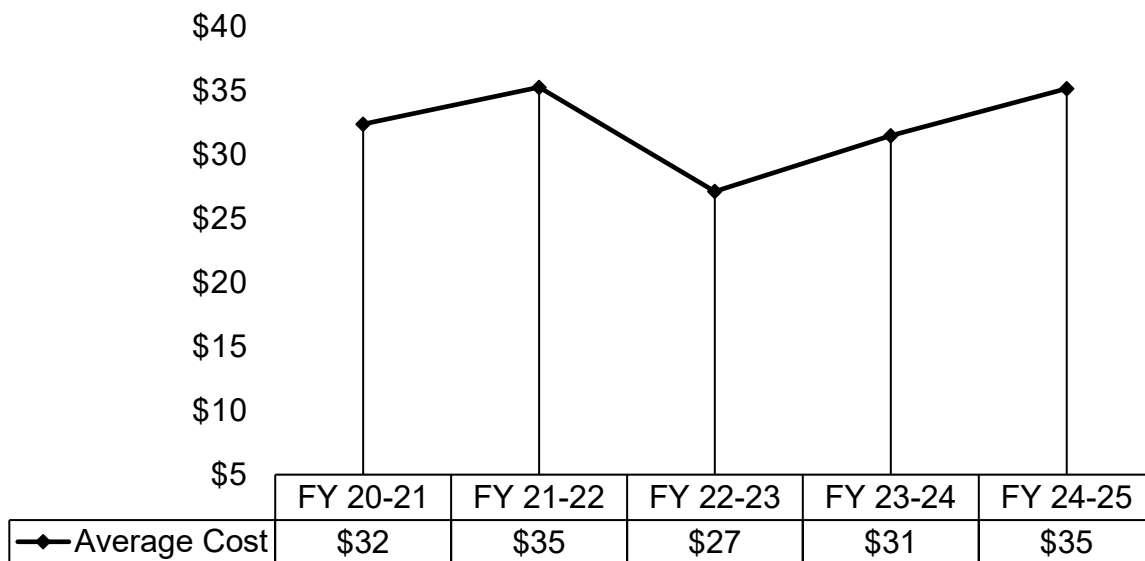
Case Management and Coordination Services (CMCS) Caseload – The cfDNA and NTD screened positive cases will be referred to a case coordinator for which separate services will be performed. The CDPH/GDSP estimates current year CMCS caseload will total 88,197, which is an increase of 1,055 or 1 percent compared to 2022-23 actual CMCS caseload of 87,142. The CDPH/GDSP estimates budget year CMCS caseload to total 92,072, which is an increase of 3,875 or 4 percent compared to the current year. The caseload fluctuations are attributed to a decrease in projected live births and the addition of SCAs on April 1, 2024.

PNS Case Coordination Caseload



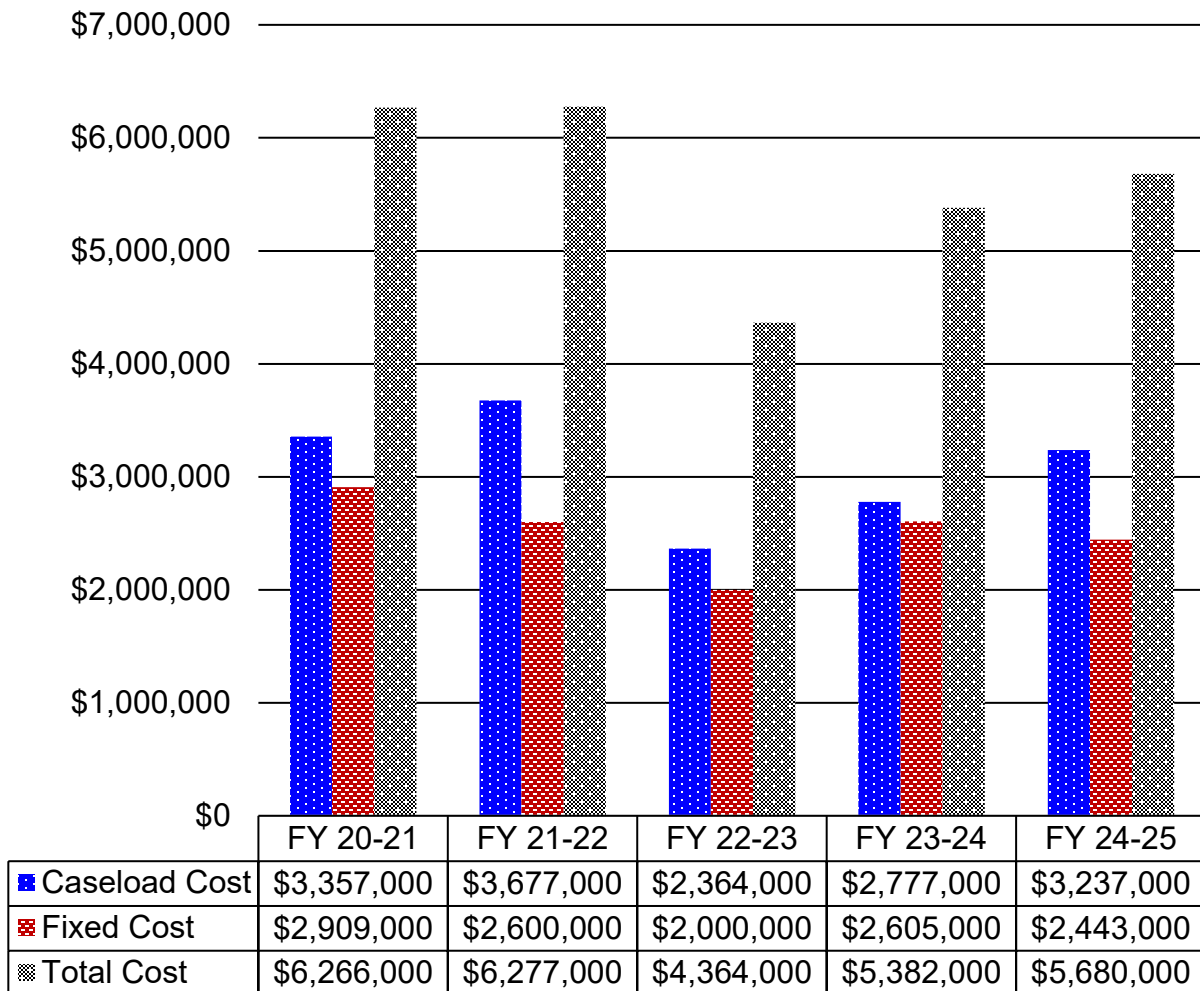
Case Management and Coordination Services Average Cost – The cfDNA and NTD positive cases will be referred to a case coordinator for which a separate cost per participant is attributed. The CDPH/GDSP estimates current year average CMCS cost per participant will be \$31.49, which is a slight increase of \$4.36 or 16 percent compared to 2022-23 actual average CMCS cost per participant of \$27.13. The CDPH/GDSP estimates budget year average CMCS cost per participant will be \$35.16, which is a slight increase of \$3.67 or 12 percent compared to the current year. The average costs are attributable to the changes in PNS screening referrals as a result of exclusivity loss, the addition of SCAs, and changes in projected live births, but these changes are somewhat offset by an increase in fixed costs.

PNS Case Coordination Average Cost



Case Management and Coordination Services Total Cost – The cfDNA and NTD positive cases will be referred to a case coordinator for which contract rates is attributed on cost per test plus baseline adjustments. The CDPH/GDSP estimates current year CMCS costs to total \$5.4 million, which is an increase of \$1 million or 23 percent compared to 2022-23 actual CMCS total costs of \$4.4 million. The increase in the current year is attributable to the changes in the CMCS caseload and a slight increase in fixed costs. The CDPH/GDSP estimates budget year CMCS costs to total \$5.7 million, which is a slight increase of \$298,000 or 6 percent compared to the current year. The increase is due to the increase in the projected caseloads and an increase in the fixed costs.

PNS Case Coordination Total Cost



APPENDIX C: REVENUE PROJECTIONS**NBS REVENUE**

The NBS Program currently charges a fee for newborn screening of \$211. In most cases, the fee is paid directly to CDPH/GDSP by hospitals. Starting July 1, 2024, the CDPH/GDSP will be proposing an NBS fee increase of approximately \$15 to offset the costs of adding two new disorders.

For births that occur outside of the hospital, the CDPH/GDSP invoices the appropriate fee to the family of the infant or their insurance company. Since most births happen within the hospital, billing and receiving payments for NBS services are greatly streamlined and efficient. As such, the billing for NBS screening services is much more streamlined resulting in a 99 percent collection rate. The CDPH/GDSP uses the following formula to estimate revenue generated from NBS fees:

$$\# \text{ Of Projected Newborns Screened} \times \text{Fee} \times 99 \text{ percent}$$

Table 18. NBS Revenue Projections

Fiscal Year	Fee (A)	Caseload (B)	Collection Rate (C)	Total Revenue (D) = (A) x (B) x (C)
FY 2023-24	\$211.00	409,041	99 percent	\$85,445,000
FY 2024-25	\$226.00	409,299	99 percent	\$91,577,000

PNS REVENUE

The Prenatal Screening Program charges a fee of \$232 on September 19, 2022, to all participating women. Of the total fee, \$222 is deposited into the GDTF (Fund 0203), and \$10 is deposited into the California Birth Defect Monitoring Program Fund (Fund 3114). The GDSP also added a separate fee of \$85 for neural tube defect (NTD) screening, of which \$75 is deposited into the GDTF (Fund 0203), and \$10 is deposited into the California Birth Defect Monitoring Program Fund (Fund 3114). The CDPH/GDSP will be proposing a PNS cfDNA fee increase of approximately \$112 (from \$232 to \$344). This consists of the approximate \$74 increase in the Prenatal Screening for SCAs and an approximate \$38 fee increase due to the Methodology Change in Projecting Prenatal Screening Caseload Existing (Significantly Changed) Assumption. This proposed fee is subject to change depending on the number of cfDNA participants.

Unlike NBS which collects revenues from hospitals directly, PNS invoices hospital providers and bills participants' insurance companies (analogous to the way a traditional medical provider would). This billing system, which shares cost between the participant and one or more third party payers, makes full or close to full collection of revenue, a challenge for the program. The past collection rates show that PNS collects a higher

percentage of anticipated revenues from Medi-Cal enrollees and hospital providers that are directly billed than those enrolled in private insurance plans, out of state plans, self-funded plan or the uninsured. GDSP proposes to estimate revenue based on the proportion of billable caseload that is billed through the patient's insurance plan, known as patient billing and the proportion billed directly to hospital providers, known as client billing.

PNS projected annual billable caseload of 219,366 in FY2023-24 and 219,400 in FY2024-25, of which approximately 32 percent of those are cfDNA cases and 30 percent for neural tube defect (NTD) are billed through Client billing. The collection rate for claims billed directly to hospital providers is 99 percent. For Patient billing, approximately 68 percent of prenatal cases for cfDNA and 70 percent for NTD from the annual billable caseload are billed through insurance companies (Medi-Cal or Private/Commercial). The collection rate for claims submitted to Medi-Cal is 99 percent, and the collection rate for claims submitted to private insurance companies and other payers is 95 percent.

For Client Billing, PNS revenue is estimated using the following formula:

$$(\text{Fee} \times (\text{PNS Participants} \times \text{cfDNA/NTD Participation Rate}) \times \text{Collection Rate})$$

Table 19. Client Billing – cfDNA

Fiscal Year	Fee	Billable Caseload	% of cfDNA	cfDNA Caseload	Collection Rate	Total Revenue
(A)	(B)	(C)	(D)	(E) = (C) × (D)	(F)	(G) = (B) × (E) × (F)
FY2023-24	\$222.00	219,366	32%	70,197	99%	15,428,000
FY2024-25	\$334.00	219,400	32%	70,208	99%	23,215,000

Table 20. Client Billing – NTD

Fiscal Year	Fee	Billable Caseload	% of NTD	NTD Caseload	Collection Rate	Total Revenue
(A)	(B)	(C)	(D)	(E) = (C) × (D)	(F)	(G) = (B) × (E) × (F)
FY2023-24	\$75.00	259,521	30%	77,856	99%	5,781,000
FY2024-25	\$75.00	259,562	30%	77,869	99%	5,782,000

For Patient Billing, PNS revenue is estimated using the following formula:

$$(\text{Fee} \times \text{cfDNA/NTD Participants} \times \text{Medi-Cal Participation Rate} \times \text{Medi-Cal Collection Rate}) + (\text{Fee} \times \text{PNS Participants} \times \text{Private Payer Rate} \times \text{Private Payer Collection Rate})$$

Table 21. Patient Billing Revenue – cfDNA

Fiscal Year	Medi-Cal Revenue	Non-Medical Revenue	Total Revenue
(A)	(B)	(C)	(D) = (B) + (C)
FY2023-24	\$19,671,000	\$12,584,000	\$32,255,000
FY2024-25	\$29,599,000	\$18,935,000	\$48,534,000

Table 22. Patient Billing Revenue – NTD

Fiscal Year	Medi-Cal Revenue	Non-Medical Revenue	Total Revenue
(A)	(B)	(C)	(D) = (B) + (C)
FY2023-24	\$8,093,000	\$5,177,000	\$13,270,000
FY2024-25	\$8,094,000	\$5,178,000	\$13,272,000

Table 23. Patient Billing Revenue – cfDNA – Medi-Cal

Fiscal Year	Fee	Billable Caseload	% of cfDNA from Billable Caseload	cfDNA Caseload	% of Medi-Cal from cfDNA Caseload	Medi-Cal Cases	Medi-Cal Collection Rate	Medi-Cal Revenue
(A)	(B)	(C)	(D)	(E) = (C) × (D)	(F)	(G) = (E) × (F)	(H)	(I) = (G) × (H)
FY2023-24	\$222	219,366	68%	149,169	60%	89,501	99%	\$19,671,000
FY2024-25	\$334	219,400	68%	149,192	60%	89,515	99%	\$29,599,000

Table 24. Patient Billing Revenue – cfDNA – Non-Medi-Cal

Fiscal Year	Fee	Billable Caseload	% of cfDNA from Billable Caseload	cfDNA Caseload	% of Non-Medical from cfDNA Caseload	Non-Medi-Cal Caseload	Non-Medi-Cal Collection Rate	Non-Medi-Cal Revenue
(A)	(B)	(C)	(D)	(E) = (C) × (D)	(F)	(G) = (E) × (F)	(H)	(I) = (G) × (H)
FY2023-24	\$222	219,366	68%	149,169	40%	59,668	95%	\$12,584,000
FY2024-25	\$334	219,400	68%	149,192	40%	59,677	95%	\$18,935,000

Table 25. Patient Billing Revenue – NTD – Medi-Cal

Fiscal Year	Fee	Billable Caseload	% of NTD from Billable Caseload	NTD Caseload	% of Medi-Cal from NTD Caseload	Medi-Cal Cases	Medi-Cal Collection Rate	Medi-Cal Revenue
(A)	(B)	(C)	(D)	(E) = (C) × (D)	(F)	(G) = (E) × (F)	(H)	(I) = (G) × (H)
FY2023-24	\$75	259,521	70%	181,665	60%	108,999	99%	\$8,093,000
FY2024-25	\$75	259,562	70%	181,693	60%	109,016	99%	\$8,094,000

Table 26. Patient Billing Revenue – NTD – Non-Medi-Cal

Fiscal Year	Fee	Billable Caseload	% of NTD from Billable Caseload	NTD Caseload	% of Non-Medi-Cal from NTD Caseload	Non-Medi-Cal Caseload	Non-Medi-Cal Collection Rate	Non-Medi-Cal Revenue
(A)	(B)	(C)	(D)	(E) = (C) × (D)	(F)	(G) = (E) × (F)	(H)	(I) = (G) × (H)
FY2023-24	\$75	259,521	70%	181,665	40%	72,666	95%	\$5,177,000
FY2024-25	\$75	259,562	70%	181,693	40%	72,677	95%	\$5,178,000