



2025 State of Public Health Testimony

Assembly Budget Subcommittee Hearing No. 1 on Health

February 24, 2025

Senate Budget Health & Human Services Subcommittee

March 13, 2025



Dr. Erica Pan , MD, MPH, FIDSA, FAAP
(she/her)

California State Public Health Officer
Director, CDPH
State Epidemiologist

UCSF Clinical Professor
Pediatric Infectious Diseases

2025 State of Public Health Testimony

Leading Causes of Death Across the Life Course in California, 2023 (1 Year)

Rank	0 - 4	5 - 14	15 - 24	25 - 34	35 - 44	45 - 54	55 - 64	65 - 74	75 - 84	85+
1	Neonatal conditions 961	Road injury 74	Road injury 795	Drug overdose 2,329	Drug overdose 2,598	Drug overdose 2,072	Ischemic heart disease 4,391	Ischemic heart disease 7,786	Ischemic heart disease 9,255	Alzheimer's disease 19,049
2	Congenital anomalies 422	Suicide 44	Drug overdose 652	Road injury 1,004	Alcohol-related 961	Ischemic heart disease 1,440	Drug overdose 2,546	Lung cancer 3,015	Alzheimer's disease 7,140	Ischemic heart disease 12,335
3	Other unintentional injuries 111	Congenital anomalies 43	Suicide 475	Suicide 705	Road injury 791	Alcohol-related 1,368	Alcohol-related 1,829	Hypertensive heart disease 2,689	Stroke 4,799	Stroke 8,136
4	Other Infections/Nutritional 59	Other unintentional injuries 40	Homicide 428	Homicide 563	Suicide 726	Breast cancer 463	Hypertensive heart disease 1,692	Stroke 2,671	COPD 4,008	Hypertensive heart disease 6,799
5	Road injury 40	Other neurological conditions 38	Other neurological conditions 138	Alcohol-related 422	Homicide 457	Hypertensive heart disease 717	Breast cancer 800	COPD 2,538	Hypertensive heart disease 3,587	Congestive heart failure 4,945

Broad
Condition
Group

Communicable

Cancer

Cardiovascular

Other Chronic

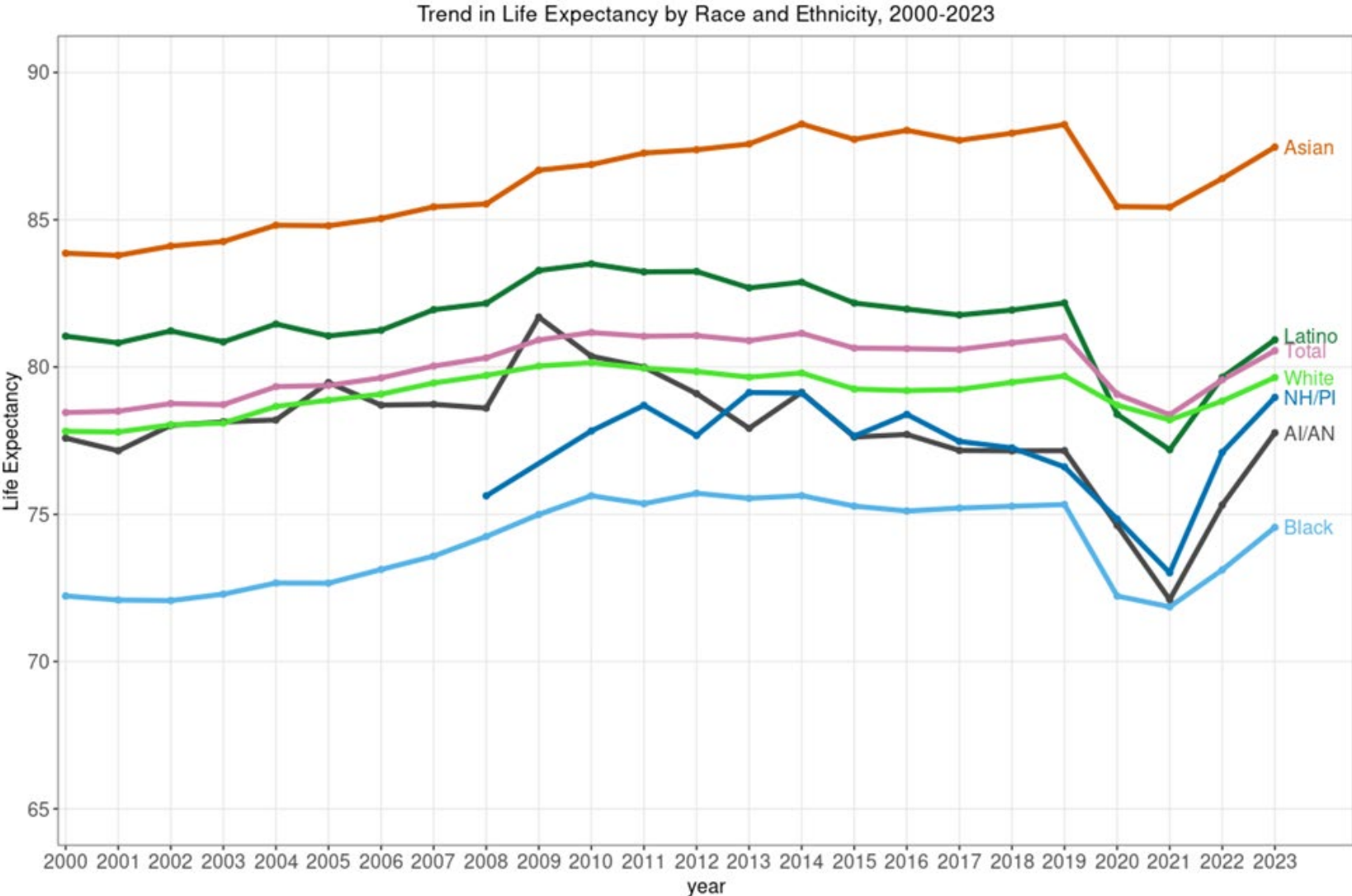
Injury

Perinatal

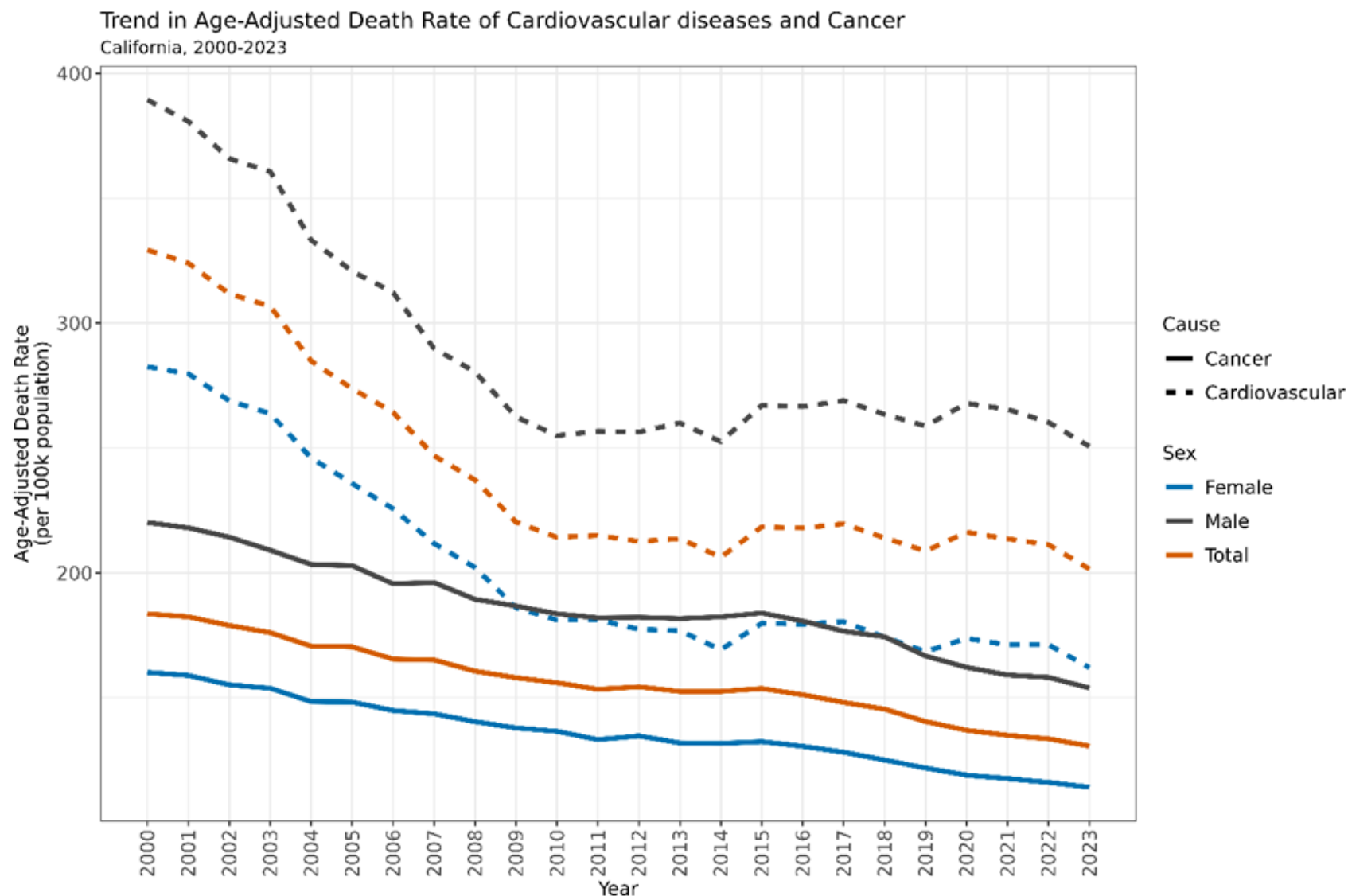
California Statewide Life Expectancy

California Statewide Life Expectancy, 2018-2023

year	life expectancy
2018	80.8
2019	81
2020	79.1
2021	78.4
2022	79.6
2023	80.6

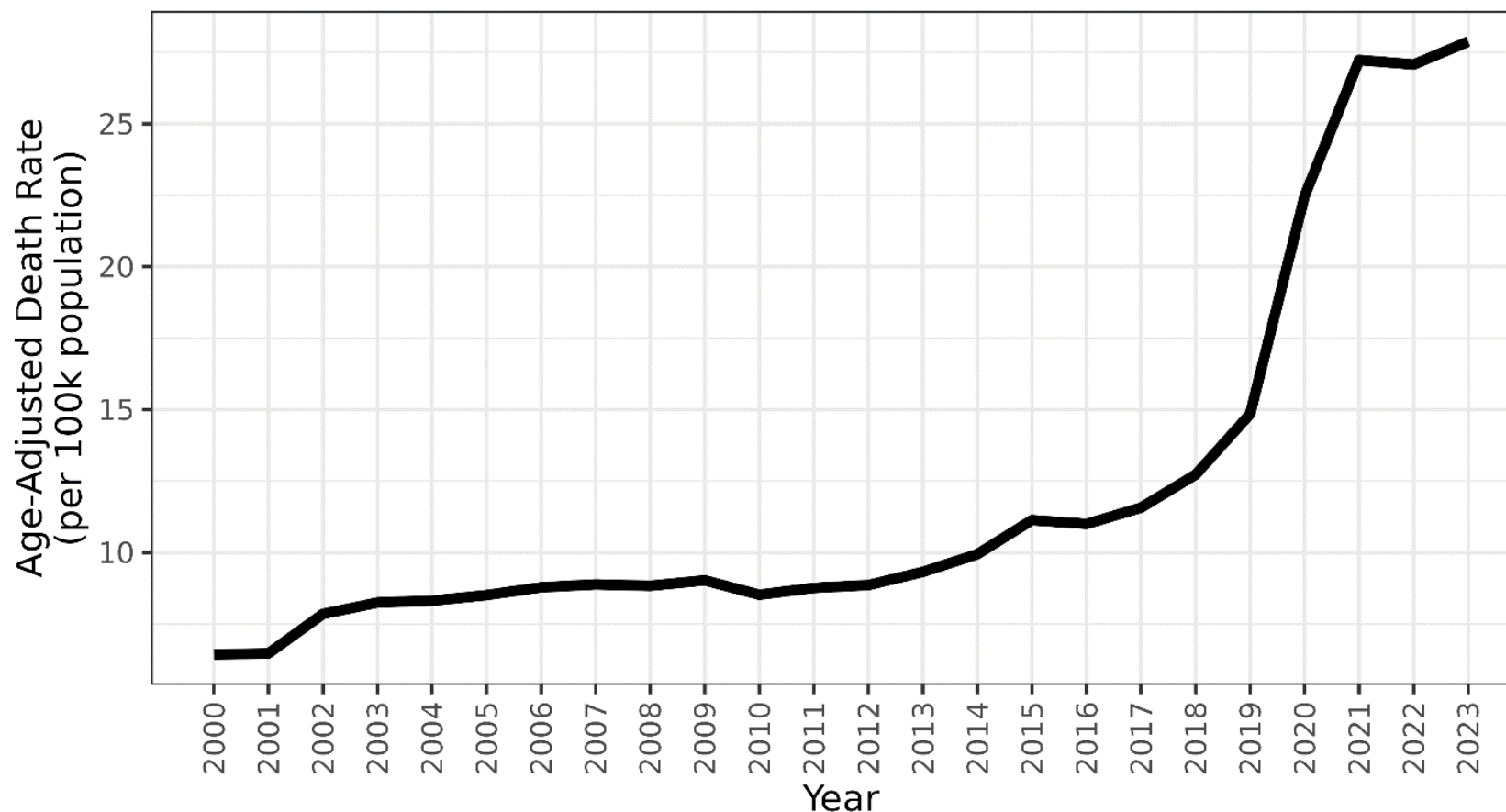


Trends in Age-Adjusted Death Rate of Cardiovascular Diseases and Cancer, 2000-2023



Trends in Age-Adjusted Death Rate of Drug Overdose, 2000-2023

Trend in Age-Adjusted Death Rate of Drug Overdose
California, 2000-2023



2025 State of Public Health Testimony

Leading Causes of Death, Hospitalization, & ED Visits, Ages 15-24, 2020-2022

Leading Causes of Death, Hospitalization, and ED Visits for 15 - 24 Age Group in CALIFORNIA: 2020-2022

