

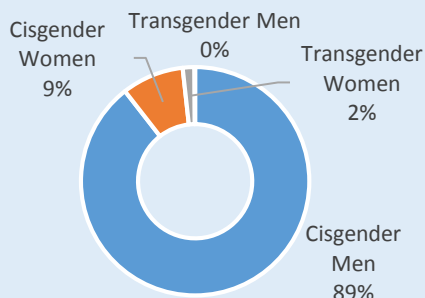
HIV and Latinx

California, 2017

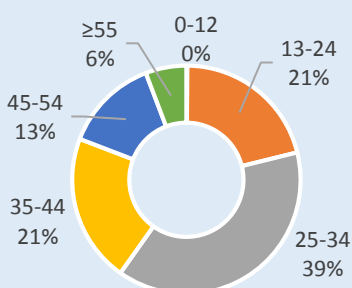
LATINX ARE THE LARGEST RACIAL/ETHNIC GROUP IN CALIFORNIA (ABOUT 39% OF THE POPULATION). IN 2017, THEY ACCOUNTED FOR **36% OF LIVING HIV CASES** AND **47% OF NEW HIV DIAGNOSES**.

Demographics of New Diagnoses (N=2,232)

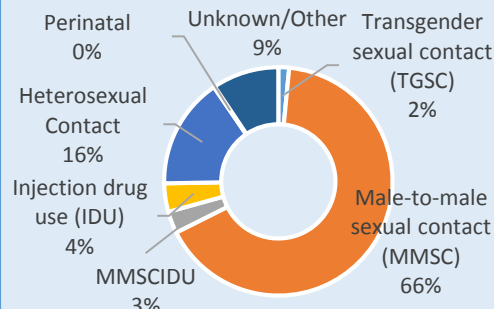
GENDER



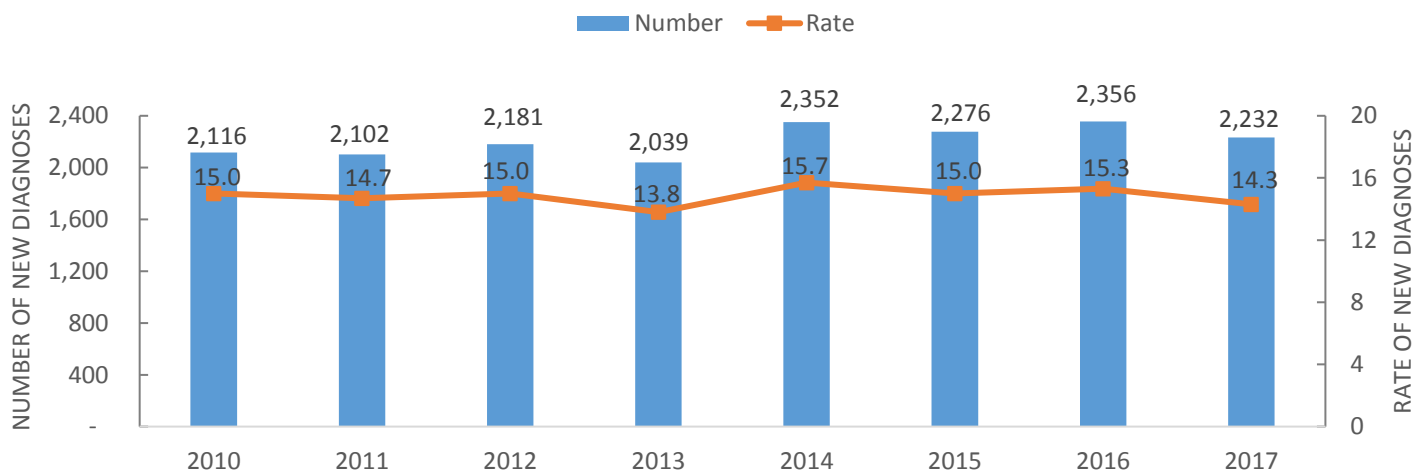
AGE



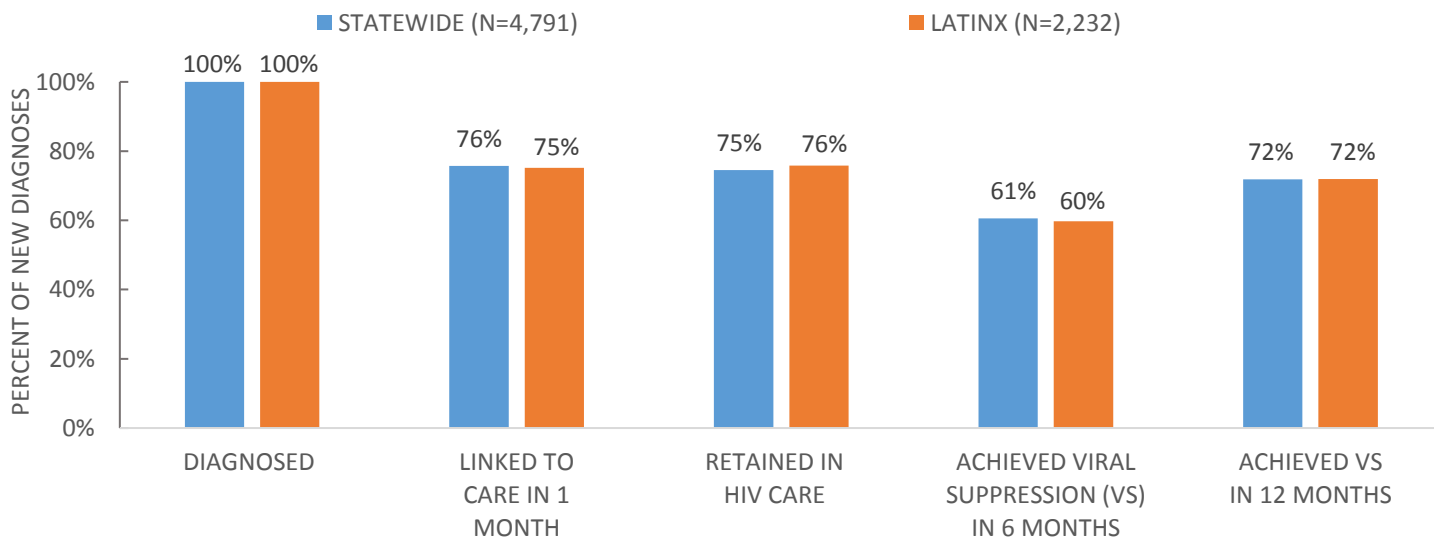
TRANSMISSION CATEGORY



NUMBER AND RATE OF NEW DIAGNOSES AMONG LATINX



HEALTH OUTCOMES AMONG NEW DIAGNOSES



From 2010 to 2017 the overall rate of new HIV diagnoses decreased by 5% among Latinx

16% ↓

in the rate of new HIV diagnoses among Latinx women

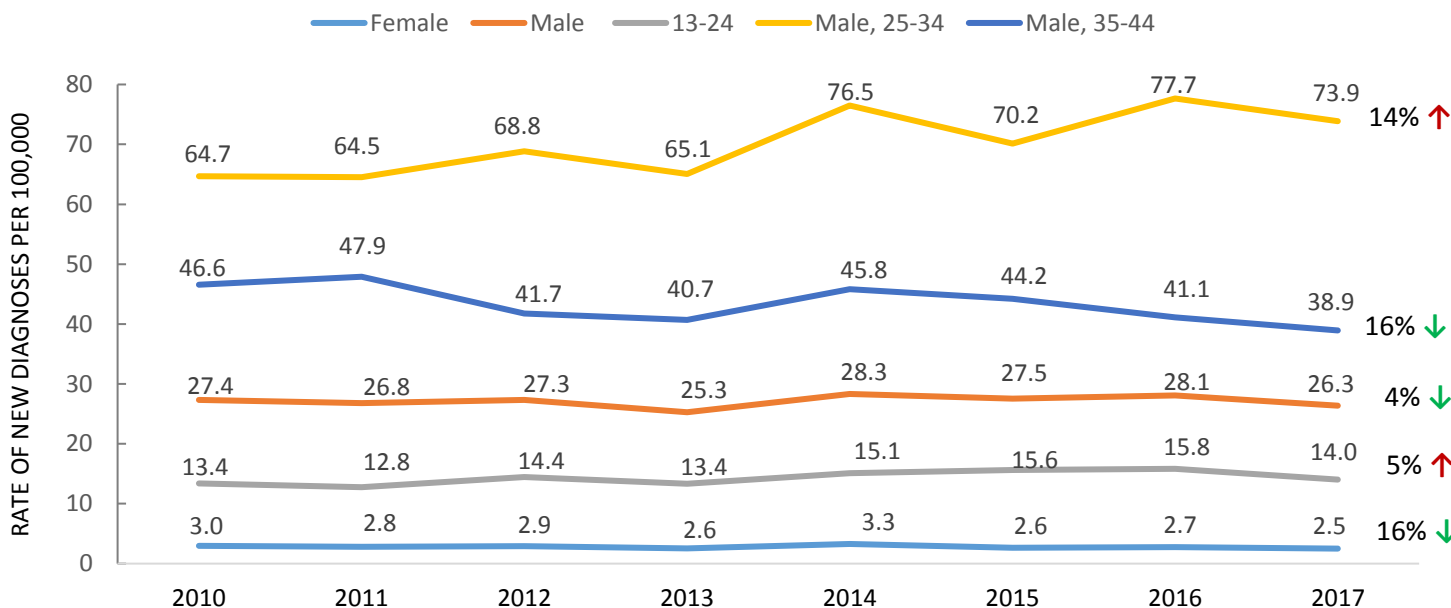
5% ↑

in the rate of new HIV diagnoses among Latinx 13-24 year olds

14% ↑

in the rate of new HIV diagnoses among Latinx male 25-34 year olds

RATE OF NEW DIAGNOSES AMONG LATINX (selected subgroups)



DECREASES ↓

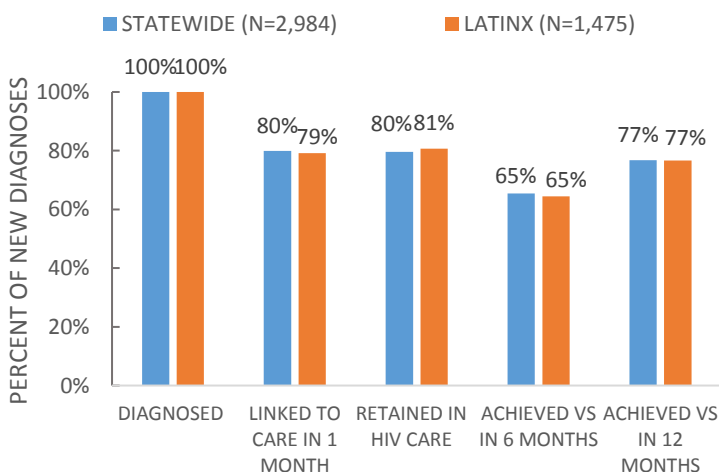
- Rate of new diagnoses among women (16%↓)
- Rate of new diagnoses among men (4%↓)
- Rate of new diagnoses among men aged 35-44 (16%↓)

INCREASES ↑

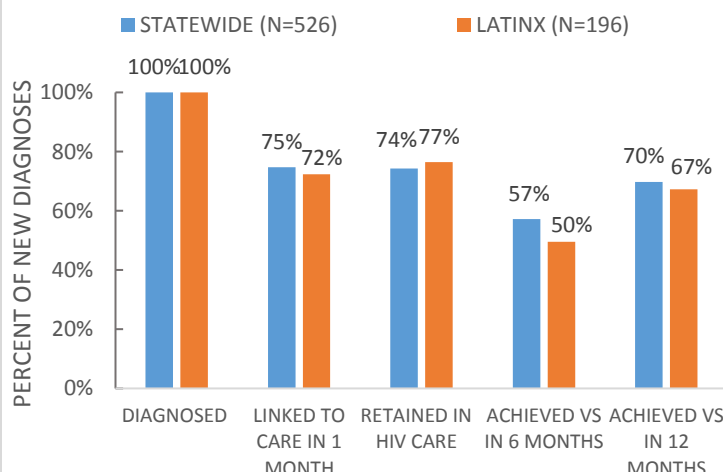
- Rate of new diagnoses among 13-24 year olds (5%↑)
- Rate of new diagnoses among men aged 25-34 (14%↑)

HEALTH OUTCOMES AMONG LATINX

Health Outcomes for MMSC



Health Outcomes among Women



Latinx newly diagnosed with HIV infection, linkage to care (LTC) within one month of diagnosis, and viral suppression (VS) within 6 months of diagnosis — California, 2017

Demographic group		2017	%Total	LTC	%LTC	VS	%VS
Cisgender Men adult or adolescent (>12 years old at diagnosis)	Male-to-male sexual contact (MMSM)	1,475	66.2%	1,168	79.2%	952	64.5%
	Injection drug use (IDU)	68	3.1%	52	76.5%	37	54.4%
	MMSM and IDU	69	3.1%	49	71.0%	37	53.6%
	High-risk heterosexual contact	46	2.1%	36	78.3%	31	67.4%
	Heterosexual contact (non-high-risk)	142	6.4%	88	62.0%	66	46.5%
	Unknown risk	194	8.7%	110	56.7%	84	43.3%
	Other	1	0.0%	1	100.0%	1	100.0%
Cisgender Men Subtotal		1,995	89.5%	1,504	75.4%	1,208	60.6%
Cisgender Women adult or adolescent (>12 years old at diagnosis)	Injection drug use	22	1.0%	14	63.6%	1	4.5%
	High-risk heterosexual contact	87	3.9%	66	75.9%	47	54.0%
	Heterosexual contact (non-high-risk)	76	3.4%	56	73.7%	42	55.3%
	Unknown risk	10	0.4%	5	50.0%	6	60.0%
	Other	0	0.0%	0	0.0%	0	0.0%
Cisgender Women Subtotal		195	8.7%	141	72.3%	96	49.2%
Transgender adult or adolescent (>12 years old at diagnosis)	Sexual contact	34	1.5%	28	82.4%	25	73.5%
	Injection drug use (IDU)	0	0.0%	0	0.0%	0	0.0%
	Unknown risk	5	0.2%	2	40.0%	2	40.0%
	Other	0	0.0%	0	0.0%	0	0.0%
Transgender Subtotal		39	1.7%	30	76.9%	27	69.2%
Age at diagnosis (in years)	13 to 24	469	21.0%	344	73.3%	272	58.0%
	25 to 34	863	38.7%	632	73.2%	512	59.3%
	35 to 44	469	21.0%	372	79.3%	289	61.6%
	45 to 54	299	13.4%	227	75.9%	179	59.9%
	≥55	129	5.8%	100	77.5%	79	61.2%
Total		2,229	100.0%	1,675	75.1%	1,331	59.7%

Note: There were <5 newly diagnosed perinatal cases that are not included in the table above.

Technical Notes

The information presented in this report is based on HIV surveillance data reported to the Office of AIDS through January 9, 2019, allowing for a minimum of 12 months' reporting delay. For living HIV cases, persons are presumed to reside in California if the most recent available address is located in the state. For new diagnoses, persons are included if they were living in California at the time of diagnosis.

The term HIV infection is defined as any diagnosis of HIV infection that met the CDC surveillance case definition, regardless of the stage of disease (stage 0, 1, 2, 3 [AIDS], or unknown) at time of initial diagnosis. This report does not include estimates of the number of persons who are infected with HIV, but not yet diagnosed. Because persons test at differing times after becoming infected, the number of persons with newly diagnosed HIV infection is not necessarily representative of persons newly infected with HIV (HIV incidence).

Age: For newly diagnosed persons, the age group is based on the date of diagnosis.

Gender: Persons were classified as being transgender if a case report form affirming their transgender status was present in HIV surveillance data by January 9, 2019. Otherwise individuals were classified according to their sex-at-birth.

Race and ethnicity: Latinx persons can be of any race.

Transmission category: Transmission category is the term for classifying cases based on a person's reported HIV risk factors. The classification results from selecting the single risk factor most likely to have been responsible for transmission, even if multiple risk factors were reported. The CDC hierarchy of risk factors, from most likely to lead to HIV transmission, to least likely, is as follows: male-to-male sexual contact (MMSC) and injection drug use (IDU), MMSC alone, IDU alone, receipt of clotting factor blood product for treatment of hemophilia or other chronic coagulation disorder, and heterosexual contact.

Gay, bisexual, and other men who have sex with men are in the transmission category of MMSC. Transgender people who have sex with men are placed in the transmission category of transgender sexual contact, regardless of injection drug use. Persons who inject drugs are in the transmission category IDU. Persons whose transmission category is classified as heterosexual contact are cisgender persons who reported engaging in heterosexual intercourse with a person of the opposite sex-at-birth. The heterosexual categories exclude men who report ever having had sexual contact with both men and women— these persons are classified as MMSC. Perinatal includes persons who were exposed immediately before or during birth, or by breastfeeding. Cases of HIV infection reported without a risk factor listed in the hierarchy of transmission categories are classified as "unknown risk." Other includes exposure to blood transfusion or blood products, receiving a transplant, and other unspecified risks.

Rates: Rates per 100,000 persons are based on population estimates from the State of California, Department of Finance, Report P-3: State and County Population Projections by Race/Ethnicity, Detailed Age, and Gender, 2010-2060 (Sacramento, California, January 2018).

Linked to Care: Persons who had at least one CD4, viral load, or HIV-1 genotype test within the specified time period after diagnosis were considered to be linked to care during that time period.

Viral Suppression: Persons whose most recent HIV viral load test result within the reported time period following diagnosis was ≤ 200 copies/ml were considered to be virally suppressed.