

2025 Pride Toolkit

Peregrine
MEDIA



Contents

1. Overview
2. Sticker Designs
 - Instructions and pricing for ordering stickers
3. Flyer Designs
 - Instructions and pricing for ordering Flyers
4. Poster Designs
 - Instructions and pricing for ordering Posters

Overview

CDPH has created a PRIDE toolkit to help event organizers educate attendees about topical sexual health issues and connect them to services that will help keep them and their communities healthy.

In this document, you'll find the files you need to produce posters, flyers and stickers along with step-by-step instructions on how to produce them.

Cost effective print fulfillment options:

Via FedEx Office

- 8.5"x11" Flyers can be printed at office.fedex.com from \$0.20-\$0.70/unit
- 2'x3' Posters can be printed at office.fedex.com from \$35-\$65/unit (either paper/floppy or on foam board for stability)
- Fedex orders can be picked up in 1-2 days at a local store or shipped in 2-3 days for an additional fee.

Via [Makestickers.com](https://www.makestickers.com)

- Custom stickers can be printed and delivered [online](#) in 5-7 days. Cost ranges from about \$0.20-\$0.50/unit depending on volume and layout.

Sticker Options

2025 Pride Toolkit

2025 HIV Testing Stickers

These pride stickers can be handed out to all attendees. They promote kindness, solidarity and free testing at TMH via measurable QR code - essentially turning every wearer into an ambassador for as low as ~\$0.20/sticker.

Recommended use:

1. Hand out stickers at Pride Booths
2. Designate greeters throughout Pride events to hand out stickers to reach attendees beyond fixed booth presence.



Still Here. Still Fierce. 3" x 4"

These stickers can be handed out to all attendees. They promote solidarity and testing at TakeMeHome.org.



[Get File](#)



[Get File](#)

Testing Free Hugs: 3" x 3"

These pride stickers can be handed out to all attendees. They promote peace 🕊️ love, & free testing at TakeMeHome.org.

Front



Back

Hello! Please enjoy this complimentary sticker and the hugs that come with it! With each hug, please also offer its recipient a **Free HIV Home Test** by scanning the QR code. **Happy Pride!**



TAKEMEHOME.ORG

[Get File](#)

Mpox PEACE Stickers: 2.12"W x 2.5"H

These stickers allow people to show their support for the mpox vaccine. In addition to representing PRIDE and PEACE, the finger icon looks like a “V” for vaccination and also reads as a “2” in reference to the two doses required for maximum protection.



[Get File](#)



[Get File](#)

Flyer Options

2025 Pride Toolkit

PRIDE Toolkit: Mpox Flyers

Mpox vaccines are safe, effective and available now!

Get your first or second dose to protect yourself and your community.

Mpox is a disease that can cause flu-like symptoms and distinct rashes, sores, and bumps on the body. Mpox vaccination reduces the risk of severe disease.

To find a vaccination near you visit
GO.CDPH.CA.GOV/MPOXVAX



LEARN MORE



California Department of
Public Health

**Get
Vaccinated
Today**

[Get File](#)

Mpox vaccines are most effective when you get 2 doses 28 days apart!

Get your second dose to maximize your protection.

Getting a second dose of the mpox vaccine will increase the effectiveness of your vaccination to 95%.

To find a vaccination near you visit
GO.CDPH.CA.GOV/MPOXVAX



LEARN MORE



California Department of
Public Health

**Get
Vaccinated
Today**

[Get File](#)

Vaccination is the best way to protect yourself and your community from mpox!

Vaccination is safe, effective, and available now!

Mpox is a disease that can cause flu-like symptoms and distinct rashes, sores and bumps on the body. Mpox vaccination reduces the risk of severe disease.

To find a vaccination near you visit
GO.CDPH.CA.GOV/MPOXVAX



LEARN MORE



California Department of
Public Health

**Get
Vaccinated
Today**

[Get File](#)

PRIDE Toolkit: Mpox Flyers

Mpox vaccines are safe, effective and available now!

Get your first or second dose to protect yourself and your community.

Mpox is a disease that can cause flu-like symptoms and distinct rashes, sores, and bumps on the body. Mpox vaccination reduces the risk of severe disease.

To find a vaccination near you visit
[GO.CDPH.CA.GOV/MPOXVAX](https://go.cdph.ca.gov/MPOXVAX)



LEARN MORE



California Department of
Public Health

**Get
Vaccinated
Today**

Get File

Mpox vaccines are most effective when you get 2 doses 28 days apart!

Get your second dose to maximize your protection.

Getting a second dose of the mpox vaccine will increase the effectiveness of your vaccination to 95%.

To find a vaccination near you visit
[GO.CDPH.CA.GOV/MPOXVAX](https://go.cdph.ca.gov/MPOXVAX)



LEARN MORE



California Department of
Public Health

**Get
Vaccinated
Today**

Get File

Vaccination is the best way to protect yourself and your community from mpox!

Vaccination is safe, effective, and available now!

Mpox is a disease that can cause flu-like symptoms and distinct rashes, sores and bumps on the body. Mpox vaccination reduces the risk of severe disease.

To find a vaccination near you visit
[GO.CDPH.CA.GOV/MPOXVAX](https://go.cdph.ca.gov/MPOXVAX)



LEARN MORE



California Department of
Public Health

**Get
Vaccinated
Today**

Get File

PRIDE Toolkit: STI Testing Flyers

These 8.5"x11" flyers can be handed out to attendees and posted in high traffic areas.



[Get File](#)



[Get File](#)

PRIDE Toolkit: STI Testing Flyers

These 8.5"x11" flyers use less ink and are better for printing in your office if professional printing isn't possible.



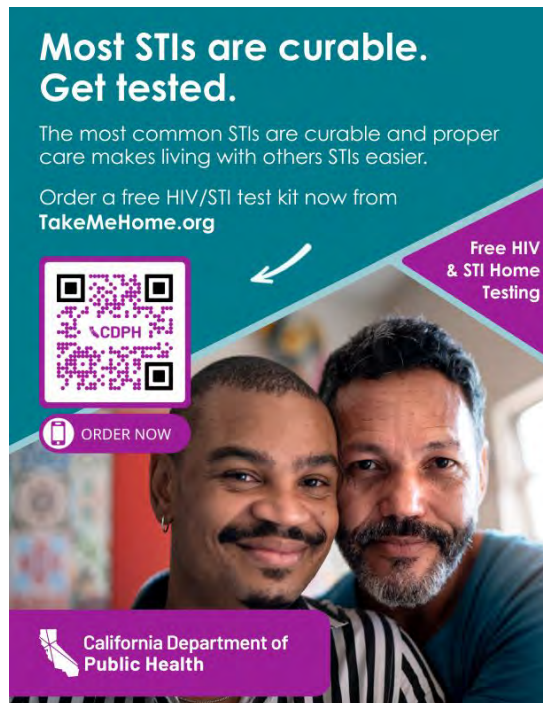
[Get File](#)



[Get File](#)

PRIDE Toolkit: STI Testing Flyers

These 8.5"x11" flyers can be handed out to attendees and posted in high traffic areas.



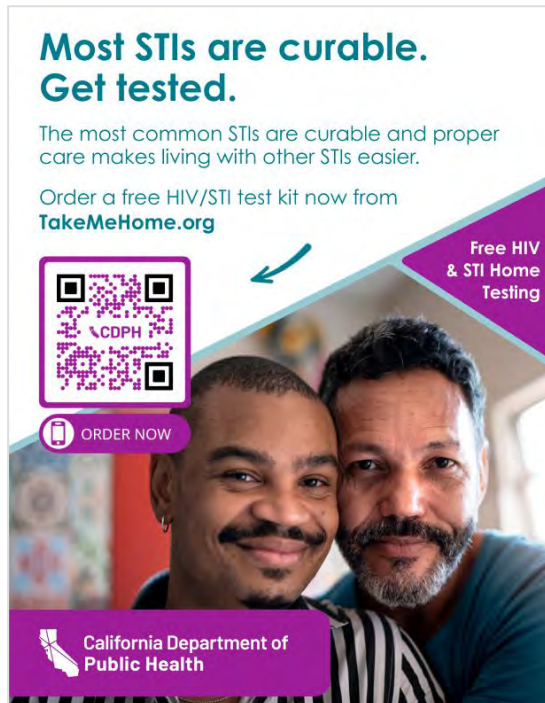
[Get File](#)



[Get File](#)

PRIDE Toolkit: STI Testing Flyers

These 8.5"x11" flyers use less ink and are better for printing in your office if professional printing isn't possible.



[Get File](#)



[Get File](#)

PRIDE Toolkit: STI Testing Flyers

These 8.5"x11" flyers can be handed out to attendees and posted in high traffic areas.



[Get File](#)



[Get File](#)

PRIDE Toolkit: STI Testing Flyers

These 8.5"x11" flyers use less ink and are better for printing in your office if professional printing isn't possible.



[Get File](#)



[Get File](#)

PRIDE Toolkit: STI Testing Flyers

These 8.5"x11" flyers can be handed out to attendees and posted in high traffic areas.



[Get File](#)



[Get File](#)

PRIDE Toolkit: STI Testing Flyers

These 8.5"x11" flyers use less ink and are better for printing in your office if professional printing isn't possible.



[Get File](#)



[Get File](#)

Poster Options

2025 Pride Toolkit

PRIDE Toolkit: Posters

These posters promote STI testing and can be hung in high traffic areas.



Get File



Get File

PRIDE Toolkit: Posters

These posters promote STI testing and can be hung in high traffic areas.



[Get File](#)



[Get File](#)

PRIDE Toolkit: Posters

These posters promote STI testing and can be hung in high traffic areas.



Get File



Get File

PRIDE Toolkit: Posters

These posters promote STI testing and can be hung in high traffic areas.

[Get File](#)[Get File](#)

PRIDE Toolkit: Posters

These posters promote STI testing and can be hung in high traffic areas.



[Get File](#)



[Get File](#)

Sticker Fulfillment

Pricing and Instructions

Sticker Production Instructions

Printing instructions:

- Visit www.makestickers.com/products/custom-stickers/die-cut-stickers
- Select your desired design and upload your desired design PDF.
- Choose “Select a different size” and choose from the options below:
 - STAY FIERCE - 3.272”W x 4”H
 - Free Hugs - at 3.08”W x 3”H
 - PEACE - 2.12”W x 2.5”H
- Add to cart; Important: add a note for the vendor on the design, e.g.: CDPH STAY FIERCE or CDPH Pride Free Hugs (Takemehome.org) or CDPH Pride Peace Stickers
- Note: discounts are given for multiple designs in the same order. Click “Add another design” in your cart to add different designs.
- Checkout / Pay

*Sticker prices vary by quantity and size but we’ve included some examples with each design.

Sticker Pricing: STAY FIERCE.

Pricing is specific to orders through www.makestickers.com:

500x Glossy Die Cut Stickers - 3.272"W x 4"H : \$219.93 (\$0.44/each)
1000x Glossy Die Cut Stickers - 3.272"W x 4"H : \$370.75 (\$0.38/each)
1500x Glossy Die Cut Stickers - 3.272"W x 4"H : \$521.58 (\$0.35/each)
2000x Glossy Die Cut Stickers - 3.272"W x 4"H : \$672.40 (\$0.34/each)
2500x Glossy Die Cut Stickers - 3.272"W x 4"H : \$823.23 (\$0.33/each)
3000x Glossy Die Cut Stickers - 3.272"W x 4"H : \$974.06 (\$0.33/each)
3500x Glossy Die Cut Stickers - 3.272"W x 4"H : \$1124.88 (\$0.33/each)
4000x Glossy Die Cut Stickers - 3.272"W x 4"H : \$1275.71 (\$0.32/each)
4500x Glossy Die Cut Stickers - 3.272"W x 4"H : \$1426.53 (\$0.32/each)
5000x Glossy Die Cut Stickers - 3.272"W x 4"H : \$1577.36 (\$0.32/each)

Price/unit decreases as volume increases.

Pricing under 500 will be confirmed by the vendor at checkout.

Sticker Pricing: Free Hugs

Here is the pricing for 3.08x3" size [The larger size is recommended as it is more noticeable]

500x Glossy Kiss Cut Stickers - 3.08"W x 3"H : \$218.89 (\$0.44/each)

1000x Glossy Kiss Cut Stickers - 3.08"W x 3"H : \$360.68 (\$0.37/each)

1500x Glossy Kiss Cut Stickers - 3.08"W x 3"H : \$502.48 (\$0.34/each)

2000x Glossy Kiss Cut Stickers - 3.08"W x 3"H : \$644.27 (\$0.33/each)

2500x Glossy Kiss Cut Stickers - 3.08"W x 3"H : \$786.06 (\$0.32/each)

3000x Glossy Kiss Cut Stickers - 3.08"W x 3"H : \$927.85 (\$0.31/each)

Price/unit decreases as volume increases.

Pricing under 500 will be confirmed by the vendor at checkout.

Sticker Pricing: PEACE

Pricing is specific to orders through www.makestickers.com:

500x Glossy Die Cut Stickers - 2.12"W x 2.5"H : \$143.74 (\$0.29/each)
1000x Glossy Die Cut Stickers - 2.12"W x 2.5"H : \$227.38 (\$0.23/each)
1500x Glossy Die Cut Stickers - 2.12"W x 2.5"H : \$311.02 (\$0.21/each)
2000x Glossy Die Cut Stickers - 2.12"W x 2.5"H : \$394.66 (\$0.20/each)
2500x Glossy Die Cut Stickers - 2.12"W x 2.5"H : \$478.30 (\$0.20/each)
3000x Glossy Die Cut Stickers - 2.12"W x 2.5"H : \$561.94 (\$0.19/each)
3500x Glossy Die Cut Stickers - 2.12"W x 2.5"H : \$645.58 (\$0.19/each)
4000x Glossy Die Cut Stickers - 2.12"W x 2.5"H : \$729.22 (\$0.19/each)
4500x Glossy Die Cut Stickers - 2.12"W x 2.5"H : \$812.86 (\$0.19/each)
5000x Glossy Die Cut Stickers - 2.12"W x 2.5"H : \$896.50 (\$0.18/each)

Price/unit decreases as volume increases.

Pricing under 500 will be confirmed by the vendor at checkout.

Flyer Fulfillment

Pricing and Instructions

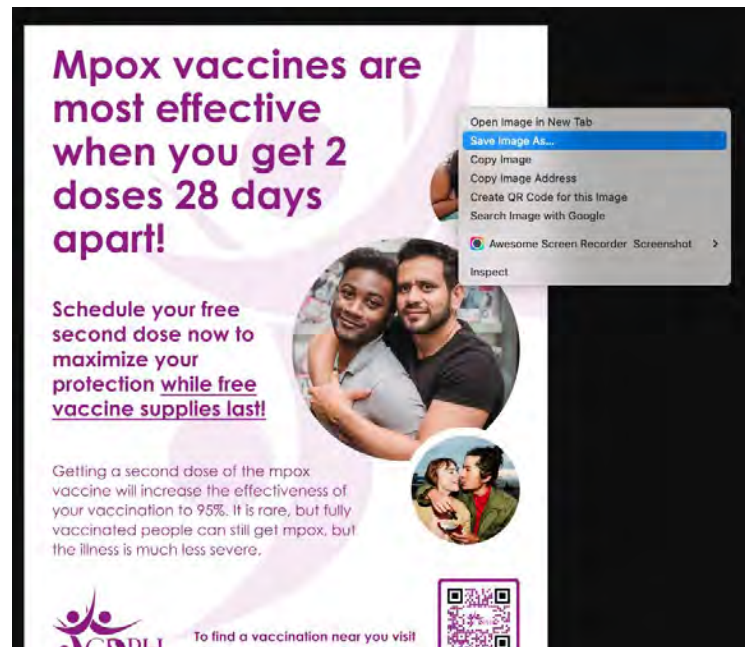
Flyer Production Instructions

Flyers are 8.5”x 11” and can be printed at FedEx Office (or similar); If using FedEx Office costs/flyer range from \$0.20-\$0.70/unit depending on your print preferences and quantity.

Download the flyer(s) file that you want to produce using the [Get File](#) button.

Right click on the image and select “Save Image As...” to save the file to your computer. You can see an example of this on the screen shot to the right.

Once you have the files you want you can proceed to the print instructions on the following page. If you plan to print these on your own office printer, there is a version of each flyer marked PF that will use less ink.



Flyer Production Instructions

FedEx Office instructions:

- Visit the site: www.office.fedex.com/default/flyers.html
- Select the appropriate size: 8.5"x 11"
- Select desired printing preferences and quantity
- Upload the desired file from the CDPH Pride Toolkit
- Add to cart
- Repeat the process for additional designs or products (e.g.: Posters)
- FedEx Office will ship to your location for an added fee or you can pick up at a local location.
- Checkout / Pay

Poster Fulfillment

Pricing and Instructions

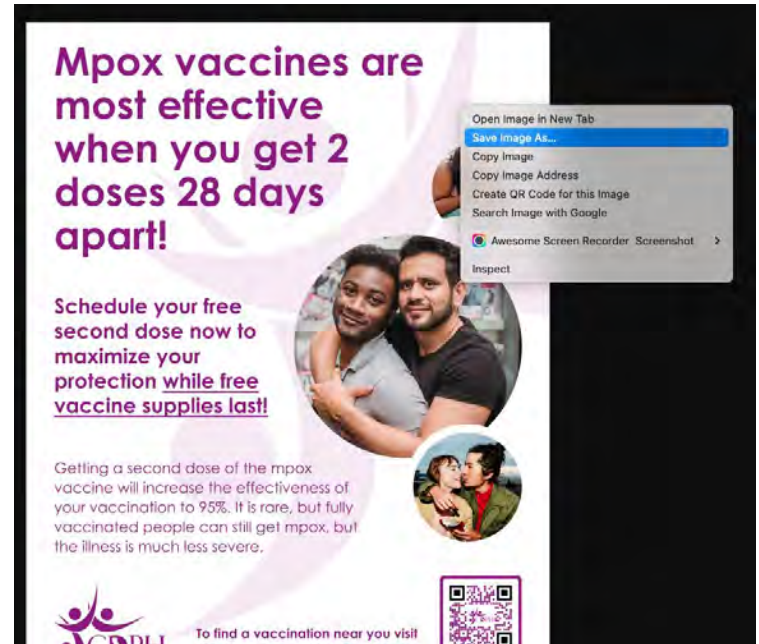
Poster Production Instructions

Posters are 2'x3' (24"x 36") and can be printed at FedEx Office (or similar); If using FedEx Office costs/poster start at \$35/unit for standard posters. Mounted posters (on foam core or gator board) go up to \$65-\$70/unit.

Download the poster(s) file that you want to produce using the [Get File](#) button.

Right click on the image and select "Save Image As..." to save the file to your computer. You can see an example of this on the screen shot to the right.

Once you have the files you want you can proceed to the print instructions on the following page



Poster Production Instructions

FedEx Office instructions:

- Visit the site: www.office.fedex.com/default/posters.html
- Select the appropriate size: 24"x 36"
- Select desired mounting preference and quantity
- Upload the desired file from the CDPH Pride Toolkit
- Add to cart
- Repeat the process for additional designs or products (e.g.: Flyers)
- FedEx Office will ship to your location for an added fee or you can pick up at a local location.
- Checkout / Pay

Thank you.

Happy Pride!