





California's Color-Coded County Tier System



Every county in California is assigned to a COVID-19 risk-level tier based on:

- ▶ **New cases:** The average number of new cases per day, over 7 days, per 100,000 residents
- ▶ **Positive tests:** The percentage of coronavirus tests given per day that are positive for COVID-19
- ▶ **Health Equity:** Although the Health Equity metric does not move a county to a more restrictive tier, meeting specified thresholds for a less restrictive tier can allow a county to progress to a less restrictive tier. Check out the thresholds for [progressing to a less restrictive tier via the Health Equity metric](#).

Tier Level	New Cases per 100,000*	Positive Tests
Widespread PURPLE	 More than 10	More than 8% testing positivity rate
Substantial RED	 4 to 10	5 - 8%
Moderate ORANGE	 1 to 3.9	2 - 4.9%
Minimal YELLOW	Less than 1	Less than 2%

* Case numbers are adjusted up or down based on testing volume above or below the state median.

Tier Assignments Determine What Can Be Open

Your County

- ▶ Can make *tighter* restrictions through the local health department, but it cannot loosen them.
- ▶ Can move towards wider reopening as new COVID-19 cases decrease and fewer people test positive.
- ▶ Must remain in its current tier for a minimum of 3 weeks before becoming eligible to advance to a less restrictive tier.
- ▶ Once eligible, can move to a less restrictive tier if it has met that tier's criteria for 2 weeks in a row including the [California Health Equity Metric](#).

Moving from Tier to Tier

- ▶ Every week, all counties' case numbers (existing and new) and positive testing numbers are evaluated.
- ▶ Changes in tier levels are announced on Tuesdays.

Find your county's current tier at covid19.ca.gov/safer-economy.



What's Open in Each Tier?

Widespread PURPLE

Some indoor businesses are closed, including bars that serve alcohol but do not serve food. **Many can open outdoors with modifications**, for example, restaurants, wineries/ breweries/ distilleries, and family entertainment (mini golf). Personal care services, for example, hair and nail salons, tattoo parlors, and piercing shops, can open indoors with modifications. Retail and places of worship open indoors with modifications (Max 25% capacity). Outdoor live events with assigned seats and controlled mixing can open with modifications, no live audiences.

Substantial RED

Some indoor businesses are closed, including places that serve alcohol but don't serve food. **Many can open indoors at 25% capacity** (or 100 people, whichever is fewer) for example, restaurants, places of worship, and movie theaters. Gyms can open indoors at 10% capacity. Personal care services can open indoors with modifications. Schools may re-open for full in-person instruction. Schools that have reopened may remain open if the county moves back to the purple tier. Outdoor live events with assigned seats and controlled mixing can open at 20% capacity with modifications, no live audiences.

Moderate ORANGE

Some indoor businesses can open with modifications. Many can open indoors at 50% capacity (or 200 people, whichever is fewer), for example, restaurants, places of worship, and movie theaters. **Some can open indoors at 25% capacity** for example, gyms, bowling alleys, and cardrooms. Personal care services can open indoors with modifications. Wineries/breweries/distilleries can open indoors with modifications. Bars (where no meal provided) can open outdoors with modifications. Outdoor live events with assigned seats and controlled mixing can open with modifications. Smaller Amusement Parks can open with modifications at max 25% capacity or 500 people whichever is less.

Minimal YELLOW

Most indoor businesses can open with modifications. Some can open indoors at 50% capacity for example, restaurants, places of worship, movie theaters, gyms, cardrooms, and bars. Personal care services can open indoors with modifications. Outdoor live events with assigned seats and controlled mixing can open with modifications. Bars can open indoors with modifications (max 25% capacity). Larger Amusement Parks can open with modifications (max 25% capacity).

[Find which activities and businesses are open in the four tiers \(PDF\)](#)

Why Some Activities and Businesses Can Open While Others Stay Closed

- ▶ Activities and businesses that have a lower risk of spreading COVID-19 are allowed to open sooner.
- ▶ Higher-risk activities or businesses will be allowed to open when the risk is determined to be less.
- ▶ In each tier, an activity or business's operations depend on whether it has the:

Ability to Accommodate

- Mask wearing at all times while not eating and drinking
- Physical distance between individuals from different households
- Increased airflow (such as operating outdoors or opening windows and doors)

Ability to Limit

- Number of people per square foot
- Time that an individual spends at the business or activity
- Time that an individual spends in close contact with others
- People from one household mixing with other households
- Amount of physical interactions of visitors/patrons
- Activities known to increase the spread of COVID-19 (singing, shouting, and heavy breathing)

K-12th grade schools can reopen for in-person instruction in accordance with the **K-12 School Guidance**. K-12th grade schools may open once their county has a case rate of less than 25 cases per 100,000 (adjusted) and if schools have followed the other processes for school re-opening outlined in the guidance.