








CAIR2 Provider Usage Optimization

Goal: Direct providers towards Optimal or Intermediate CAIR2 use which allows them to easily submit and look-up doses.

	START	BASIC	SUB-OPTIMAL	INTERMEDIATE	OPTIMAL
Step 1 Check Provider's Level of CAIR2 Use	 Not Using CAIR2 <input type="checkbox"/>	 1. CAIR2 Website Use (No Data Exchange) <input type="checkbox"/>	 1. Data Exchange (No CAIR2 Lookup) <input type="checkbox"/>	 1. Data Exchange (DX) 2. CAIR2 Website Use <input type="checkbox"/>	 1. Data Exchange (DX) 2. CAIR2 Website Use 3. Bi-directional (BiDX) <input type="checkbox"/>
Step 2 Encourage Optimal Setup	Has an EHR: promote DX (optimal or intermediate). No EHR: sign up for CAIR2 website access (basic).	This level is only for those without an EHR. Otherwise, promote connecting to CAIR2 via DX (intermediate or optimal).	This level does not offer access to look-up doses. Start BiDX (optimal) or add access to CAIR2 website (intermediate).	Consider BiDX (optimal) to more easily look-up CAIR doses from your EHR. Check that DX submissions are working.	This set-up is good. Focus on making sure they are checking DX submissions and getting everything to work properly.
Step 3 Direct to Resources to Get Started	<ul style="list-style-type: none"> Has EHR: refer to "promotional" and "BiDX" flyers at CDPH.CA.GOV/-CAIR or email CAIRDataExchange@cdph.ca.gov. No EHR: CAIRHelpDesk@cdph.ca.gov. 	<ul style="list-style-type: none"> Refer to "promotional" and "BiDX" flyers at CDPH.CA.GOV/CAIR. Email CAIRDataExchange@cdph.ca.gov. 	<ul style="list-style-type: none"> Refer to "promotional" and "BiDX" flyers at CDPH.CA.GOV/CAIR. Email CAIRDataExchange@cdph.ca.gov. 	<ul style="list-style-type: none"> Refer to "BiDX" and "data quality" flyers at CDPH.CA.GOV/CAIR. Email CAIRDataExchange@cdph.ca.gov. 	Refer to "data quality" flyer at CDPH.CA.GOV/CAIR .
Step 4 Recommend CAIR2 User Types & Ensure High Quality Data		<p>Regular User for staff who will enter doses into CAIR2.</p> <p>Power User for staff managing vaccine inventory.</p> <p>Add users at Account Update. Power Users must take training.</p>		<p>DXQA User for staff (typically IT or QI) who will ensure doses are in CAIR by monitoring submissions.</p> <p>Power User for managing vaccine inventory.</p> <p>Regular User for staff who will enter TB history into CAIR2.</p> <p>Read-only User for staff who will look up patient recommendations/history and run reports.</p> <p>Add users at Account Update. Regular and Power Users must take training.</p>	<p>DXQA User for staff (typically IT or QI) who will ensure doses are in CAIR by monitoring submissions.</p> <p>Power User for managing vaccine inventory.</p> <p>Add users at Account Update. Power Users must take training.</p>
		If entering doses into EHR and again in CAIR2 website, please stop. Refer to "dual data entry tip sheet."			  California Immunization Registry IMM-1273 (8/22)