

Healthcare-Associated Infections Report, 2017

Ventura County Medical Center, Santa Paula Hospital (Santa Paula)

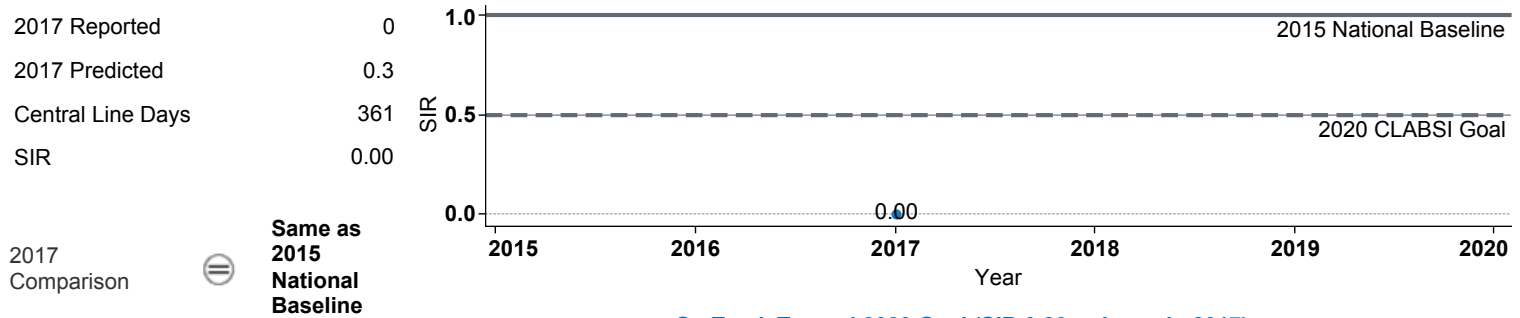


Hospital Characteristics

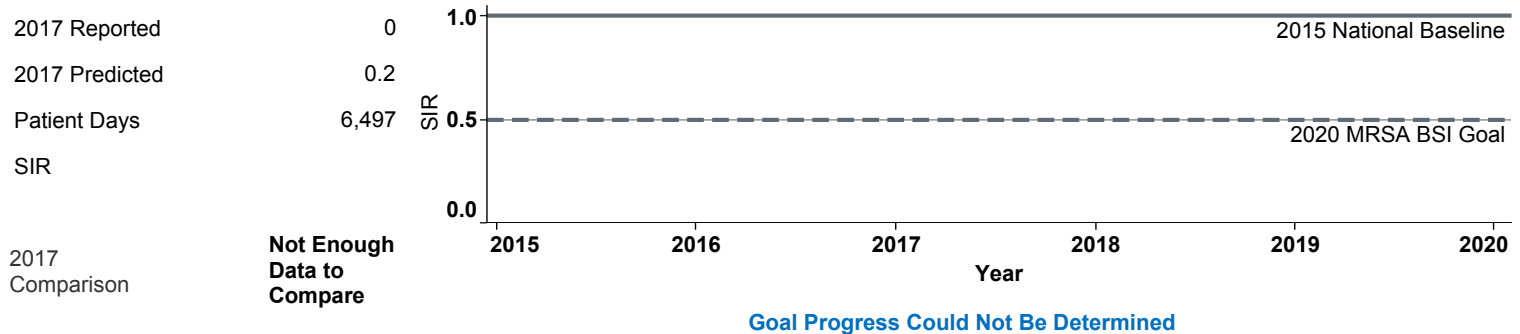
| | | |
|---------|----------------------------|-----------------------|
| County | Medical School Affiliation | Hospital Type |
| Ventura | Graduate | Community, < 125 beds |

The **trend lines** show this hospital's healthcare-associated infection (HAI) incidence from 2015 to 2017, reported as standardized infection ratios (SIR) when possible. Each result is interpreted as the **Same**, **Better**, or **Worse** than the national or state comparison.

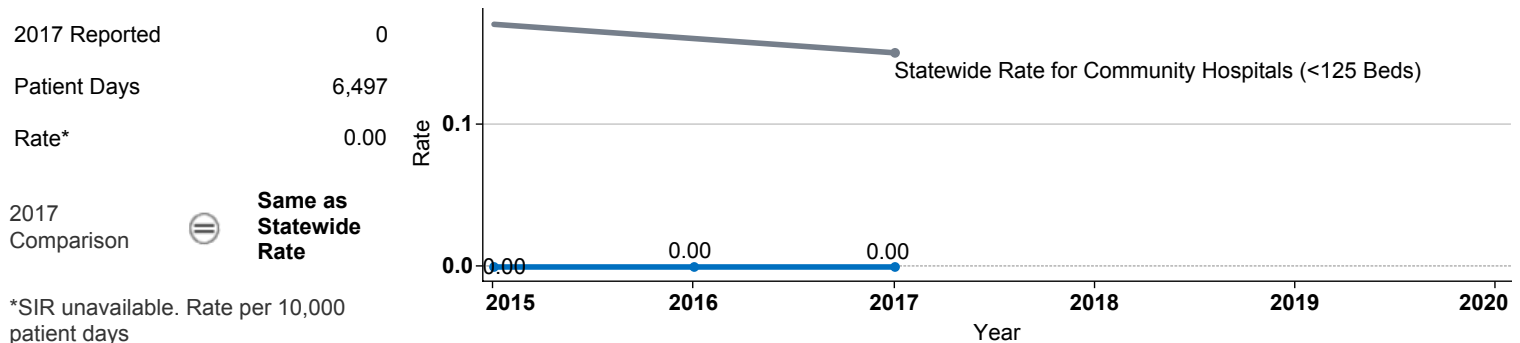
Central Line Associated Bloodstream Infection (CLABSI)



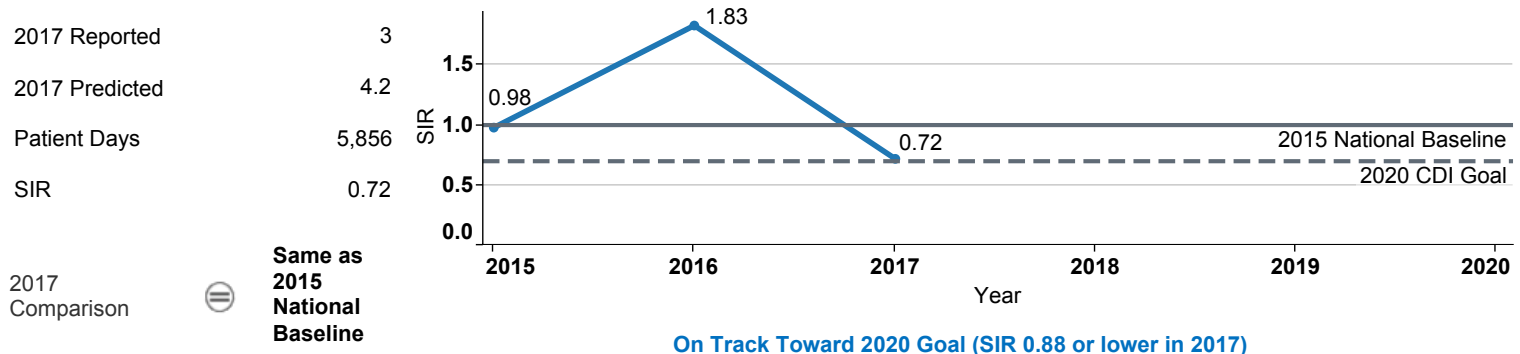
Methicillin Resistant *Staphylococcus aureus* Bloodstream Infection (MRSA BSI)



Vancomycin Resistant *Enterococcus* Bloodstream Infection (VRE BSI)



Clostridium difficile Infection (CDI)



Surgical Site Infection (SSI) Adult

| Procedure Type | Reported SSI | Predicted SSI | Number of Procedures | 2017 | Compared with 2015 National Baseline |
|--|--------------|---------------|----------------------|--|--------------------------------------|
| Appendix surgery | 0 | 0.1 | 22 | Not enough procedures to calculate SIR | |
| Cesarean section | 0 | 0.0 | 44 | Not enough procedures to calculate SIR | |
| Colon surgery | 0 | 0.2 | 11 | 0.00 | ⊖ Same |
| Exploratory abdominal surgery (laparotomy) | 0 | 0.1 | 17 | Not enough procedures to calculate SIR | |
| Gallbladder surgery | 0 | 0.2 | 57 | Not enough procedures to calculate SIR | |
| Gastric surgery | 0 | 0.0 | 1 | Not enough procedures to calculate SIR | |
| Hip prosthesis | 0 | 0.1 | 14 | Not enough procedures to calculate SIR | |
| Hysterectomy, abdominal | 0 | 0.1 | 26 | Not enough procedures to calculate SIR | |
| Hysterectomy, vaginal | 0 | 0.0 | 4 | Not enough procedures to calculate SIR | |
| Knee prosthesis | 0 | 0.2 | 35 | Not enough procedures to calculate SIR | |
| Open reduction of fracture | 0 | 0.1 | 8 | Not enough procedures to calculate SIR | |
| Ovarian surgery | 0 | 0.0 | 2 | Not enough procedures to calculate SIR | |
| Small bowel surgery | 0 | 0.0 | 2 | Not enough procedures to calculate SIR | |

Surgical Site Infection (SSI) Pediatric

| Procedure Type | Reported SSI | Predicted SSI | Number of Procedures | 2017 | Compared with 2015 National Baseline |
|------------------|--------------|---------------|----------------------|--|--------------------------------------|
| Appendix surgery | 0 | 0.0 | 7 | Not enough procedures to calculate SIR | |

Data tables available from the California Health and Human Services Open Data Portal: <https://chhs.data.ca.gov/>

Information on interpreting this report: <https://www.cdph.ca.gov/Programs/CHCQ/HAI/Pages/AnnualHAIReports.aspx>