

# Healthcare-Associated Infections Report, 2017

St Johns Regional Medical Center (Oxnard)

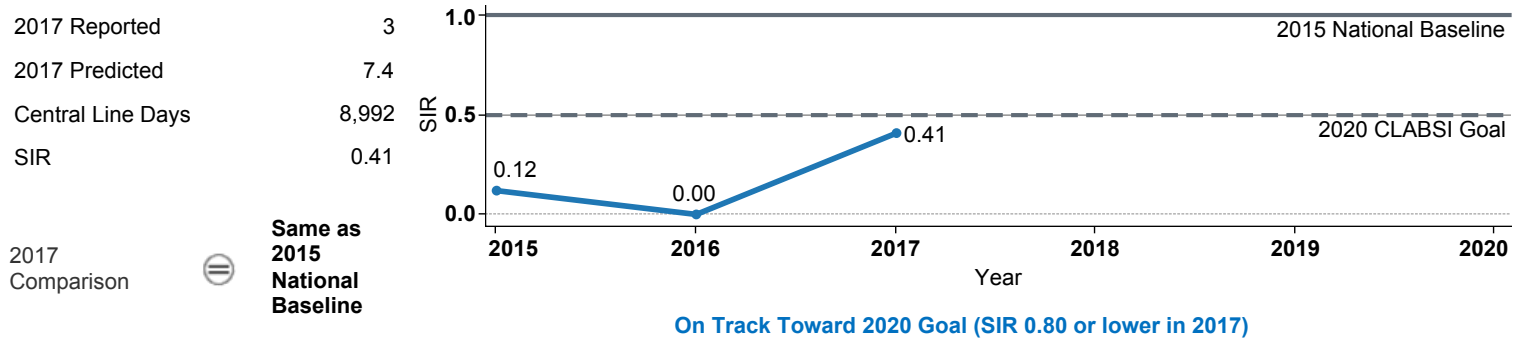


## Hospital Characteristics

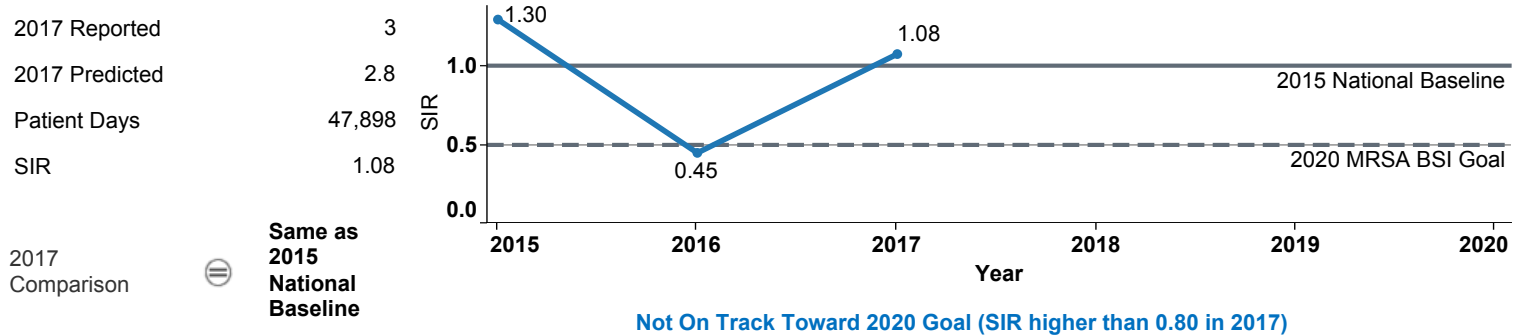
County	Medical School Affiliation	Hospital Type
Ventura	No	Community, 125 – 250 beds

The **trend lines** show this hospital's healthcare-associated infection (HAI) incidence from 2015 to 2017, reported as standardized infection ratios (SIR) when possible. Each result is interpreted as the **Same**, **Better**, or **Worse** than the national or state comparison.

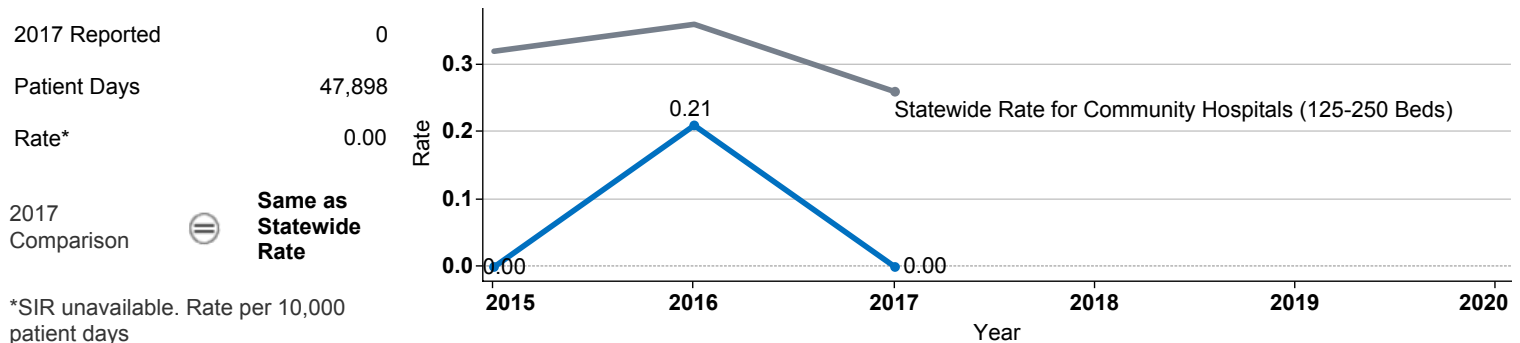
## Central Line Associated Bloodstream Infection (CLABSI)



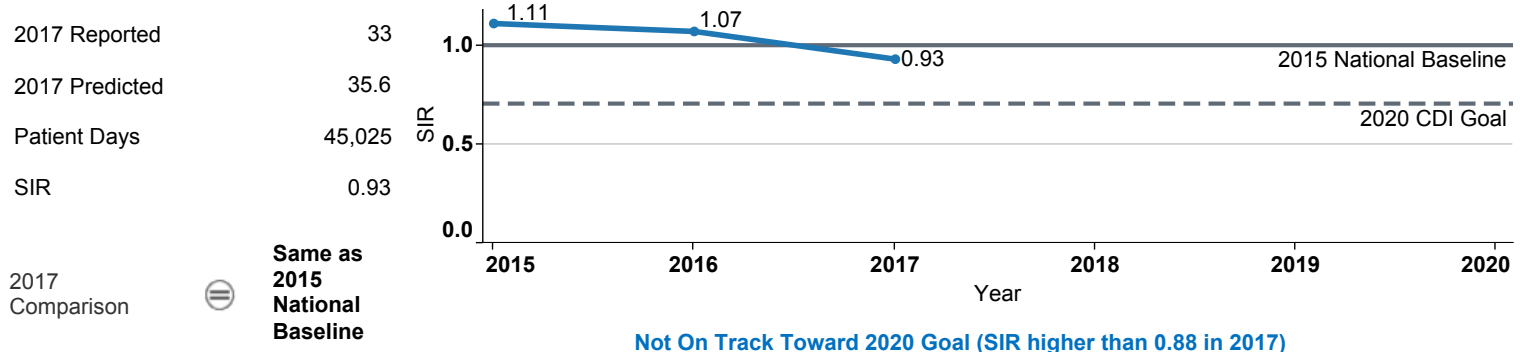
## Methicillin Resistant *Staphylococcus aureus* Bloodstream Infection (MRSA BSI)



## Vancomycin Resistant *Enterococcus* Bloodstream Infection (VRE BSI)



## *Clostridium difficile* Infection (CDI)



# Surgical Site Infection (SSI) Adult

Procedure Type	Reported SSI	Predicted SSI	Number of Procedures	2017	Compared with 2015 National Baseline
Appendix surgery	3	0.2	89	13.64	✖ Worse
Bile duct, liver or pancreatic surgery	0	0.1	13	Not enough procedures to calculate SIR	
Cardiac surgery	0	0.2	57	Not enough procedures to calculate SIR	
Cesarean section	0	0.4	350	0.00	⊖ Same
Colon surgery	2	1.8	87	1.10	⊖ Same
Coronary bypass, chest and donor incisions	1	0.4	64	2.35	⊖ Same
Coronary bypass, chest incision only	0	0.0	2	Not enough procedures to calculate SIR	
Exploratory abdominal surgery (laparotomy)	0	0.5	132	0.00	⊖ Same
Gallbladder surgery	0	0.7	169	0.00	⊖ Same
Gastric surgery	0	0.6	121	0.00	⊖ Same
Hip prosthesis	0	0.8	129	0.00	⊖ Same
Hysterectomy, abdominal	0	0.1	23	Not enough procedures to calculate SIR	
Hysterectomy, vaginal	0	0.2	47	Not enough procedures to calculate SIR	
Kidney surgery	0	0.0	13	Not enough procedures to calculate SIR	
Knee prosthesis	0	0.4	118	0.00	⊖ Same
Laminectomy	1	0.2	73	4.41	⊖ Same
Open reduction of fracture	1	0.5	79	2.08	⊖ Same
Ovarian surgery	0	0.0	39	Not enough procedures to calculate SIR	
Pacemaker surgery	0	0.3	150	0.00	⊖ Same
Rectal surgery	0	0.2	23	Not enough procedures to calculate SIR	
Small bowel surgery	0	1.8	91	0.00	⊖ Same
Spinal fusion	1	0.2	46	Not enough procedures to calculate SIR	
Spleen surgery	0	0.0	1	Not enough procedures to calculate SIR	
Thoracic surgery	0	0.2	76	Not enough procedures to calculate SIR	

# Surgical Site Infection (SSI) Pediatric

Procedure Type	Reported SSI	Predicted SSI	Number of Procedures	2017	Compared with 2015 National Baseline
Appendix surgery	0	0.2	42	Not enough procedures to calculate SIR	
Cesarean section	0	0.0	5	Not enough procedures to calculate SIR	
Exploratory abdominal surgery (laparotomy)	0	0.0	3	Not enough procedures to calculate SIR	
Gallbladder surgery	0	0.0	1	Not enough procedures to calculate SIR	
Rectal surgery	0	0.0	1	Not enough procedures to calculate SIR	
Small bowel surgery	0	0.0	1	Not enough procedures to calculate SIR	
Thoracic surgery	0	0.0	2	Not enough procedures to calculate SIR	

Data tables available from the California Health and Human Services Open Data Portal: <https://chhs.data.ca.gov/>

Information on interpreting this report: <https://www.cdph.ca.gov/Programs/CHCQ/HAI/Pages/AnnualHAIReports.aspx>