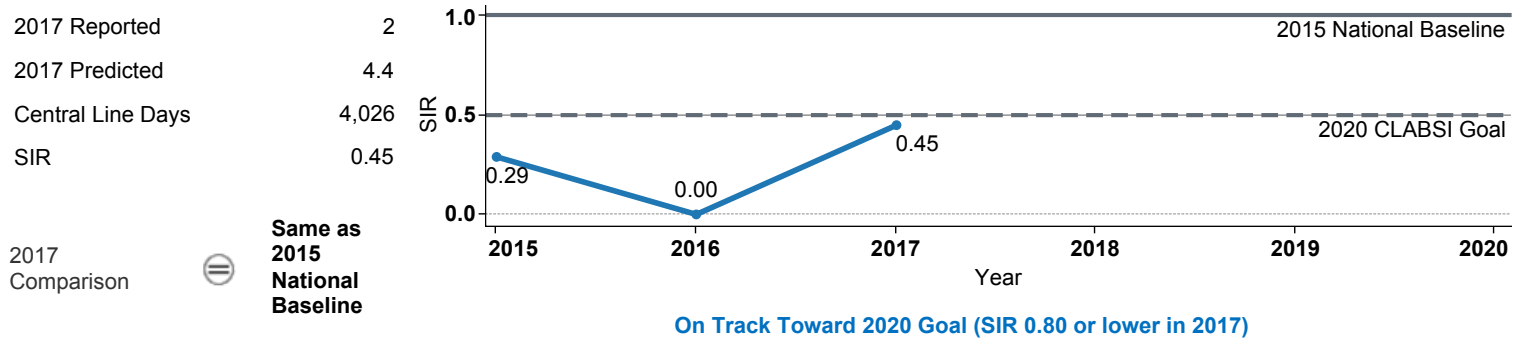


Hospital Characteristics

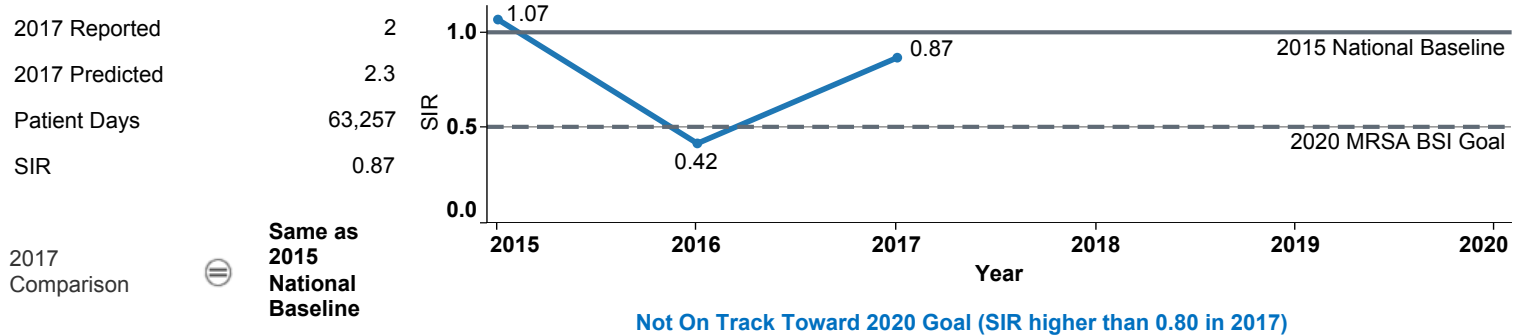
| | | |
|---------|----------------------------|----------------|
| County | Medical School Affiliation | Hospital Type |
| Ventura | Major | Major Teaching |

The **trend lines** show this hospital's healthcare-associated infection (HAI) incidence from 2015 to 2017, reported as standardized infection ratios (SIR) when possible. Each result is interpreted as the **Same**, **Better**, or **Worse** than the national or state comparison.

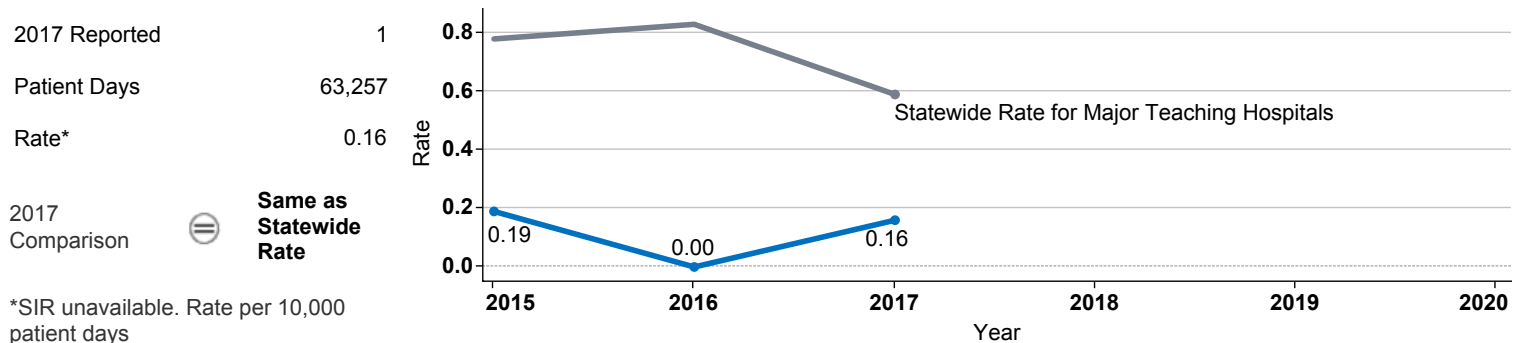
Central Line Associated Bloodstream Infection (CLABSI)



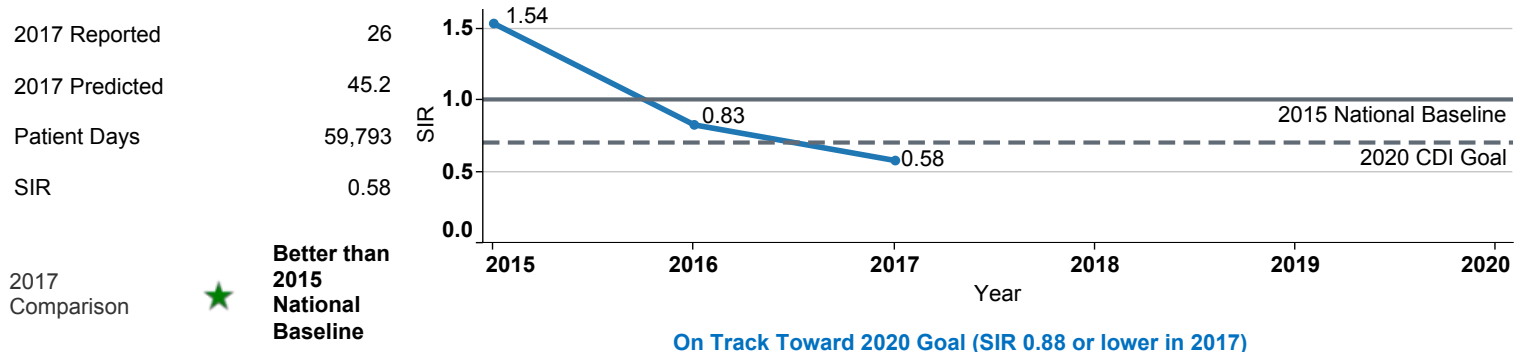
Methicillin Resistant *Staphylococcus aureus* Bloodstream Infection (MRSA BSI)



Vancomycin Resistant *Enterococcus* Bloodstream Infection (VRE BSI)



Clostridium difficile Infection (CDI)



Surgical Site Infection (SSI) Adult

| Procedure Type | Reported SSI | Predicted SSI | Number of Procedures | 2017 | Compared with 2015 National Baseline |
|--|--------------|---------------|----------------------|--|--------------------------------------|
| Abdominal aortic aneurysm repair | 0 | 0.0 | 1 | Not enough procedures to calculate SIR | |
| Appendix surgery | 0 | 0.2 | 74 | Not enough procedures to calculate SIR | |
| Bile duct, liver or pancreatic surgery | 0 | 0.0 | 1 | Not enough procedures to calculate SIR | |
| Cardiac surgery | 0 | 0.1 | 26 | Not enough procedures to calculate SIR | |
| Cesarean section | 0 | 1.4 | 840 | 0.00 | ⊖ Same |
| Colon surgery | 4 | 2.0 | 103 | 2.05 | ⊖ Same |
| Coronary bypass, chest and donor incisions | 0 | 0.4 | 63 | 0.00 | ⊖ Same |
| Coronary bypass, chest incision only | 0 | 0.1 | 8 | Not enough procedures to calculate SIR | |
| Exploratory abdominal surgery (laparotomy) | 0 | 0.2 | 52 | 0.00 | ⊖ Same |
| Gallbladder surgery | 0 | 0.1 | 18 | Not enough procedures to calculate SIR | |
| Gastric surgery | 0 | 0.5 | 86 | 0.00 | ⊖ Same |
| Hip prosthesis | 0 | 1.3 | 278 | 0.00 | ⊖ Same |
| Hysterectomy, abdominal | 0 | 0.9 | 152 | 0.00 | ⊖ Same |
| Hysterectomy, vaginal | 1 | 0.6 | 75 | 1.80 | ⊖ Same |
| Kidney surgery | 0 | 0.1 | 36 | Not enough procedures to calculate SIR | |
| Knee prosthesis | 0 | 1.0 | 335 | 0.00 | ⊖ Same |
| Laminectomy | 0 | 0.2 | 62 | Not enough procedures to calculate SIR | |
| Open reduction of fracture | 0 | 0.4 | 78 | 0.00 | ⊖ Same |
| Ovarian surgery | 1 | 0.0 | 35 | Not enough procedures to calculate SIR | |
| Pacemaker surgery | 0 | 0.0 | 23 | Not enough procedures to calculate SIR | |
| Rectal surgery | 0 | 0.1 | 15 | Not enough procedures to calculate SIR | |
| Small bowel surgery | 0 | 0.6 | 33 | 0.00 | ⊖ Same |
| Spinal fusion | 0 | 1.1 | 198 | 0.00 | ⊖ Same |
| Spleen surgery | 0 | 0.0 | 2 | Not enough procedures to calculate SIR | |
| Thoracic surgery | 0 | 0.2 | 42 | Not enough procedures to calculate SIR | |

Surgical Site Infection (SSI) Pediatric

| Procedure Type | Reported SSI | Predicted SSI | Number of Procedures | 2017 | Compared with 2015 National Baseline |
|--|--------------|---------------|----------------------|--|--------------------------------------|
| Appendix surgery | 0 | 0.1 | 47 | Not enough procedures to calculate SIR | |
| Cesarean section | 0 | 0.0 | 3 | Not enough procedures to calculate SIR | |
| Exploratory abdominal surgery (laparotomy) | 0 | 0.0 | 1 | Not enough procedures to calculate SIR | |
| Open reduction of fracture | 0 | 0.0 | 6 | Not enough procedures to calculate SIR | |
| Small bowel surgery | 0 | 0.0 | 1 | Not enough procedures to calculate SIR | |

Data tables available from the California Health and Human Services Open Data Portal: <https://chhs.data.ca.gov/>

Information on interpreting this report: <https://www.cdph.ca.gov/Programs/CHCQ/HAI/Pages/AnnualHAIReports.aspx>