

Healthcare-Associated Infections Report, 2017
Sutter Surgical Hospital, North Valley (Yuba City)

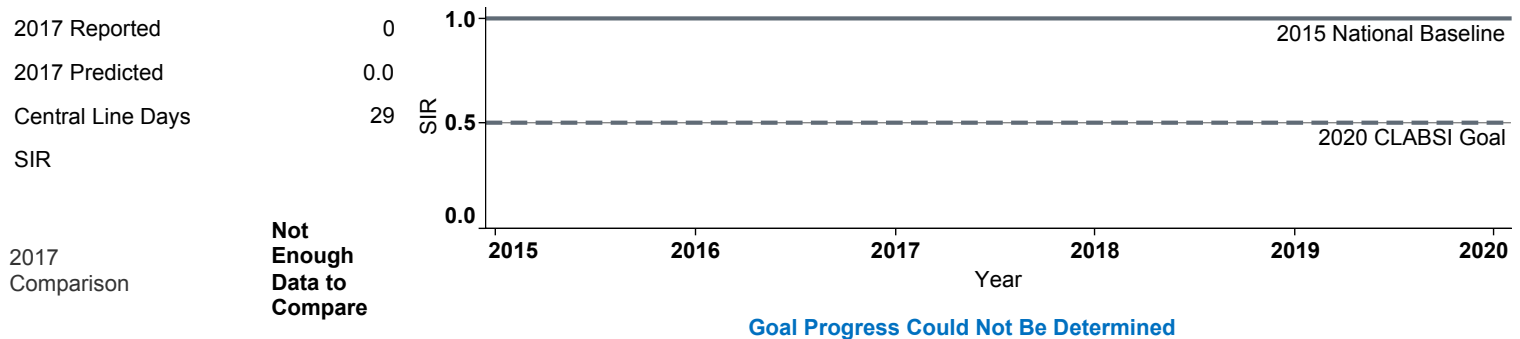


Hospital Characteristics

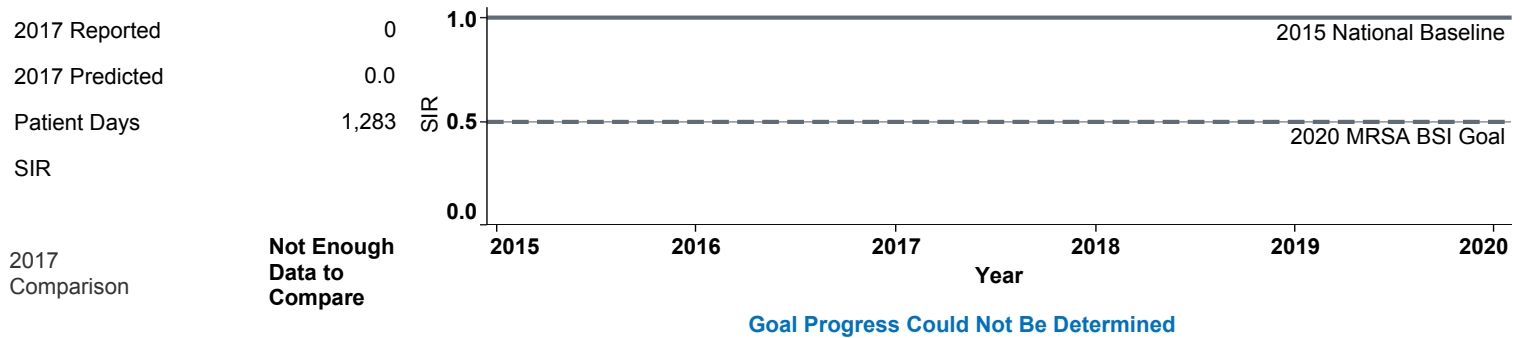
County	Medical School Affiliation	Hospital Type
Sutter	No	Community, < 125 beds

The **trend lines** show this hospital's healthcare-associated infection (HAI) incidence from 2015 to 2017, reported as standardized infection ratios (SIR) when possible. Each result is interpreted as the **Same**, **Better**, or **Worse** than the national or state comparison.

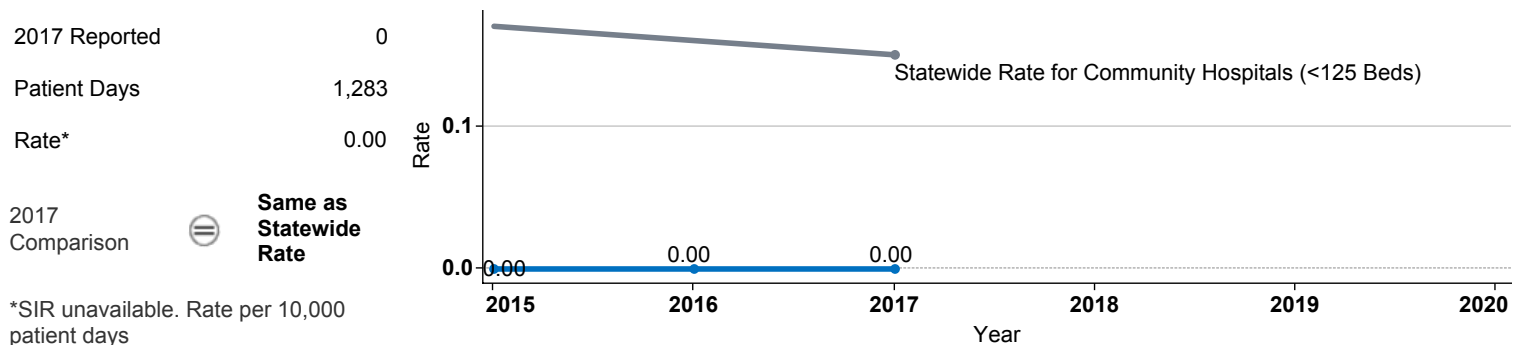
Central Line Associated Bloodstream Infection (CLABSI)



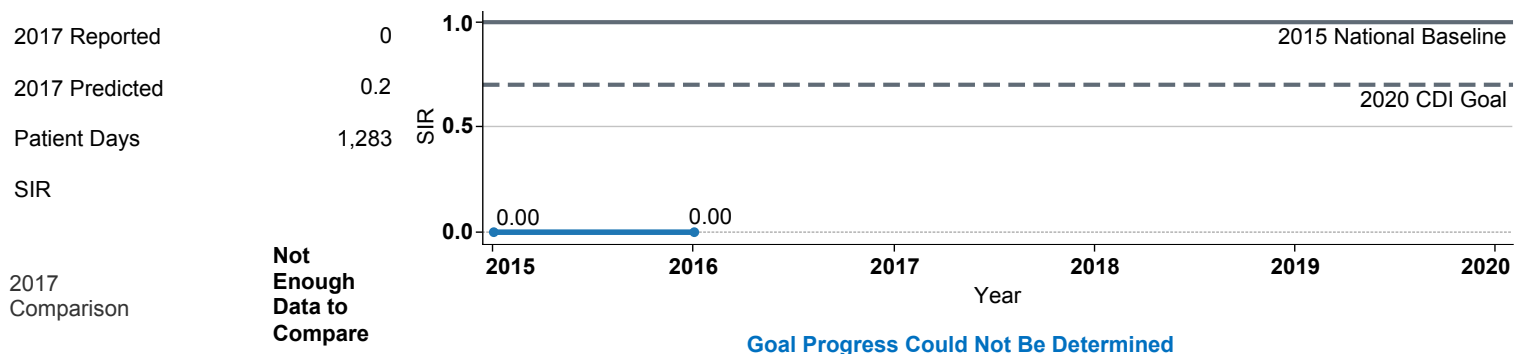
Methicillin Resistant *Staphylococcus aureus* Bloodstream Infection (MRSA BSI)



Vancomycin Resistant *Enterococcus* Bloodstream Infection (VRE BSI)



Clostridium difficile Infection (CDI)



Surgical Site Infection (SSI) Adult

Procedure Type	Reported SSI	Predicted SSI	Number of Procedures	2017	Compared with 2015 National Baseline
Appendix surgery	0	0.0	12	Not enough procedures to calculate SIR	
Bile duct, liver or pancreatic surgery	0	0.0	1	Not enough procedures to calculate SIR	
Colon surgery	1	0.4	26	2.63	⊖ Same
Exploratory abdominal surgery (laparotomy)	0	0.0	16	Not enough procedures to calculate SIR	
Gallbladder surgery	0	0.0	8	Not enough procedures to calculate SIR	
Gastric surgery	0	0.1	5	Not enough procedures to calculate SIR	
Hip prosthesis	0	0.0	1	Not enough procedures to calculate SIR	
Hysterectomy, abdominal	0	0.2	44	0.00	⊖ Same
Hysterectomy, vaginal	0	0.1	16	Not enough procedures to calculate SIR	
Knee prosthesis	0	0.5	161	0.00	⊖ Same
Laminectomy	0	0.1	25	Not enough procedures to calculate SIR	
Open reduction of fracture	0	0.0	5	Not enough procedures to calculate SIR	
Ovarian surgery	0	0.0	50	Not enough procedures to calculate SIR	
Rectal surgery	0	0.1	5	Not enough procedures to calculate SIR	
Small bowel surgery	0	0.1	4	Not enough procedures to calculate SIR	
Spinal fusion	0	0.0	28	Not enough procedures to calculate SIR	
Thoracic surgery	0	0.0	3	Not enough procedures to calculate SIR	

Surgical Site Infection (SSI) Pediatric

This hospital did not report pediatric surgical procedures in 2017.

Data tables available from the California Health and Human Services Open Data Portal: <https://chhs.data.ca.gov/>

Information on interpreting this report: <https://www.cdph.ca.gov/Programs/CHCQ/HAI/Pages/AnnualHAIReports.aspx>