

Healthcare-Associated Infections Report, 2017

Santa Rosa Memorial Hospital (Santa Rosa)

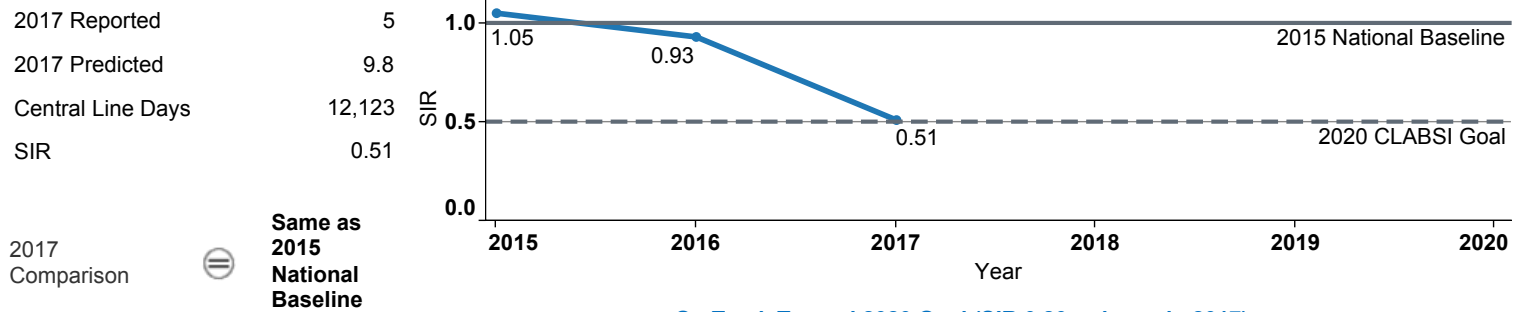


Hospital Characteristics

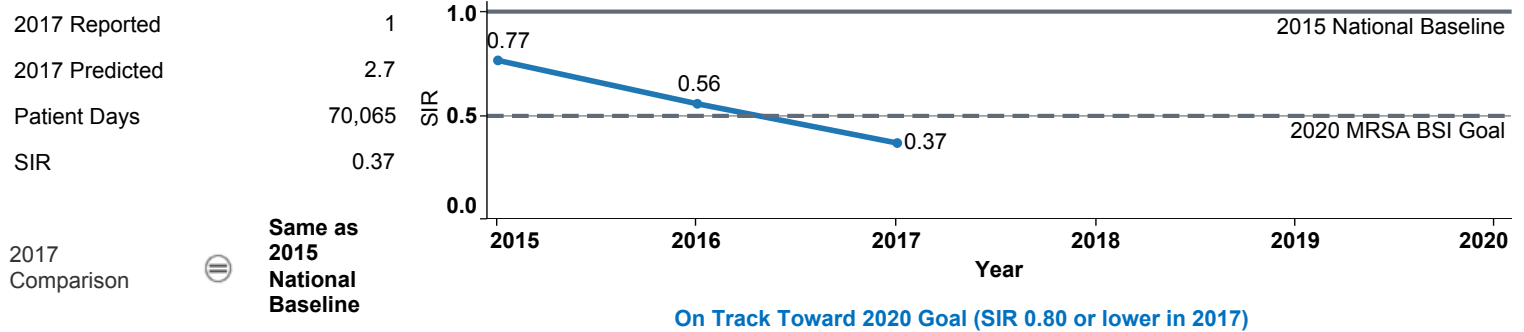
County	Medical School Affiliation	Hospital Type
Sonoma	No	Community, > 250 beds

The **trend lines** show this hospital's healthcare-associated infection (HAI) incidence from 2015 to 2017, reported as standardized infection ratios (SIR) when possible. Each result is interpreted as the **Same**, **Better**, or **Worse** than the national or state comparison.

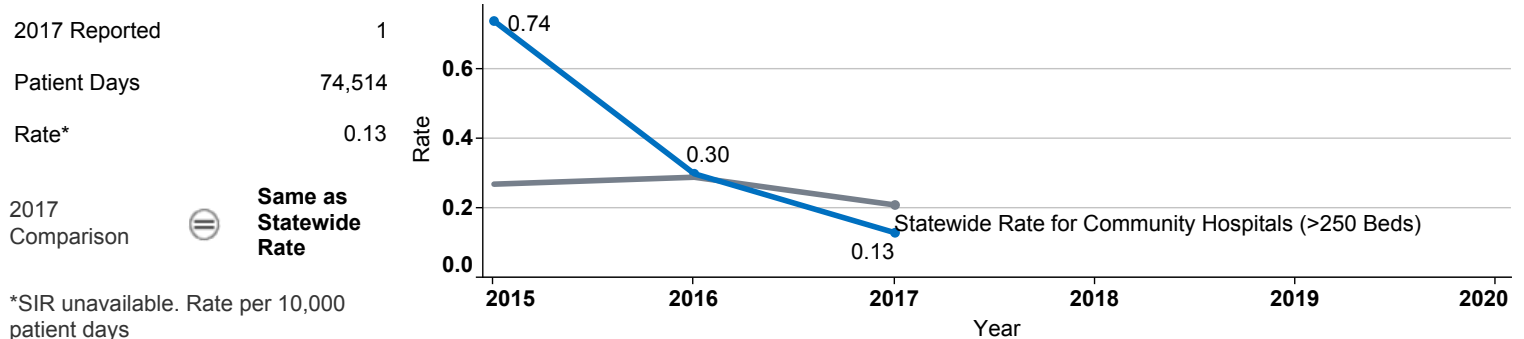
Central Line Associated Bloodstream Infection (CLABSI)



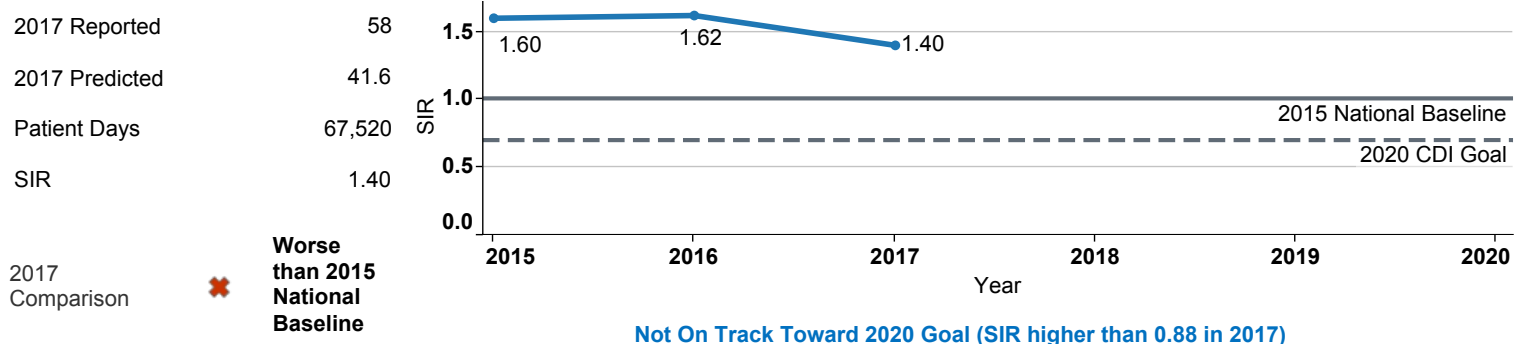
Methicillin Resistant *Staphylococcus aureus* Bloodstream Infection (MRSA BSI)



Vancomycin Resistant *Enterococcus* Bloodstream Infection (VRE BSI)



Clostridium difficile Infection (CDI)



Surgical Site Infection (SSI) Adult

Procedure Type	Reported SSI	Predicted SSI	Number of Procedures	2017	Compared with 2015 National Baseline
Appendix surgery	0	0.2	59	Not enough procedures to calculate SIR	
Bile duct, liver or pancreatic surgery	1	0.2	8	4.55	⊖ Same
Cardiac surgery	0	0.2	82	0.00	⊖ Same
Cesarean section	1	0.2	187	4.95	⊖ Same
Colon surgery	2	1.7	79	1.16	⊖ Same
Coronary bypass, chest and donor incisions	0	0.4	89	0.00	⊖ Same
Coronary bypass, chest incision only	0	0.1	8	Not enough procedures to calculate SIR	
Exploratory abdominal surgery (laparotomy)	0	0.9	145	0.00	⊖ Same
Gallbladder surgery	2	0.4	124	4.61	⊖ Same
Gastric surgery	0	0.3	31	0.00	⊖ Same
Hip prosthesis	1	1.1	271	0.95	⊖ Same
Hysterectomy, abdominal	0	0.2	30	Not enough procedures to calculate SIR	
Hysterectomy, vaginal	0	0.0	5	Not enough procedures to calculate SIR	
Kidney surgery	0	0.1	21	Not enough procedures to calculate SIR	
Knee prosthesis	1	1.1	379	0.93	⊖ Same
Laminectomy	1	1.0	336	1.02	⊖ Same
Open reduction of fracture	0	2.3	287	0.00	⊖ Same
Ovarian surgery	0	0.0	29	Not enough procedures to calculate SIR	
Pacemaker surgery	1	0.2	136	4.17	⊖ Same
Rectal surgery	1	0.0	5	Not enough procedures to calculate SIR	
Small bowel surgery	0	1.0	58	0.00	⊖ Same
Spinal fusion	2	2.4	352	0.83	⊖ Same
Spleen surgery	0	0.1	11	Not enough procedures to calculate SIR	
Thoracic surgery	0	0.1	41	Not enough procedures to calculate SIR	

Surgical Site Infection (SSI) Pediatric

Procedure Type	Reported SSI	Predicted SSI	Number of Procedures	2017	Compared with 2015 National Baseline
Appendix surgery	0	0.1	29	Not enough procedures to calculate SIR	
Cardiac surgery	0	0.0	1	Not enough procedures to calculate SIR	
Cesarean section	0	0.0	1	Not enough procedures to calculate SIR	
Exploratory abdominal surgery (laparotomy)	0	0.0	2	Not enough procedures to calculate SIR	
Gallbladder surgery	0	0.0	2	Not enough procedures to calculate SIR	
Laminectomy	0	0.0	1	Not enough procedures to calculate SIR	
Open reduction of fracture	0	0.0	7	Not enough procedures to calculate SIR	
Spinal fusion	0	0.0	1	Not enough procedures to calculate SIR	

Data tables available from the California Health and Human Services Open Data Portal: <https://chhs.data.ca.gov/>

Information on interpreting this report: <https://www.cdph.ca.gov/Programs/CHCQ/HAI/Pages/AnnualHAIReports.aspx>