

# Healthcare-Associated Infections Report, 2017

## Petaluma Valley Hospital (Petaluma)

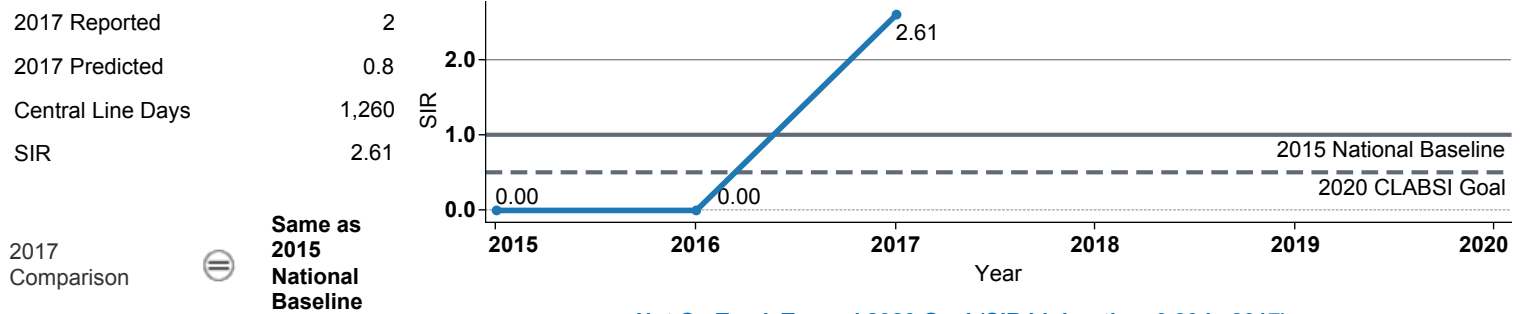


### Hospital Characteristics

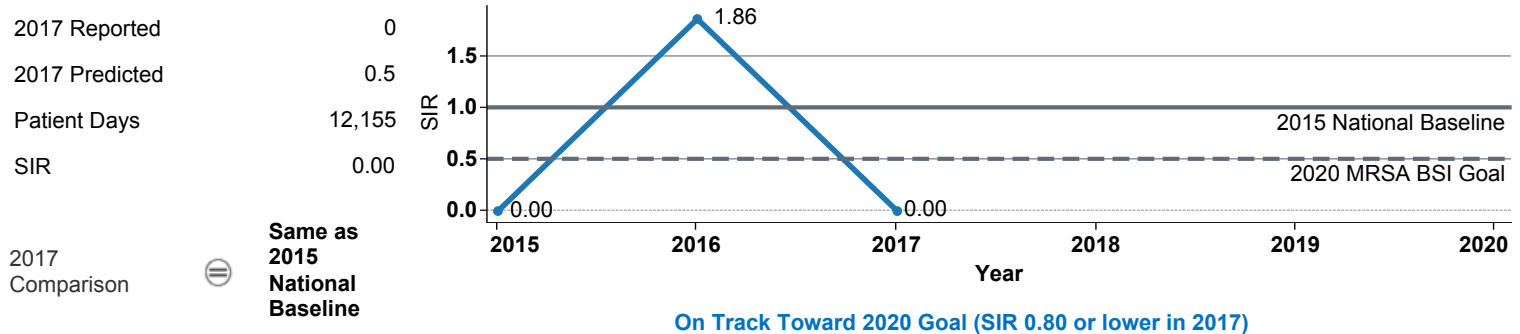
|        |                            |                       |
|--------|----------------------------|-----------------------|
| County | Medical School Affiliation | Hospital Type         |
| Sonoma | No                         | Community, < 125 beds |

The **trend lines** show this hospital's healthcare-associated infection (HAI) incidence from 2015 to 2017, reported as standardized infection ratios (SIR) when possible. Each result is interpreted as the **Same**, **Better**, or **Worse** than the national or state comparison.

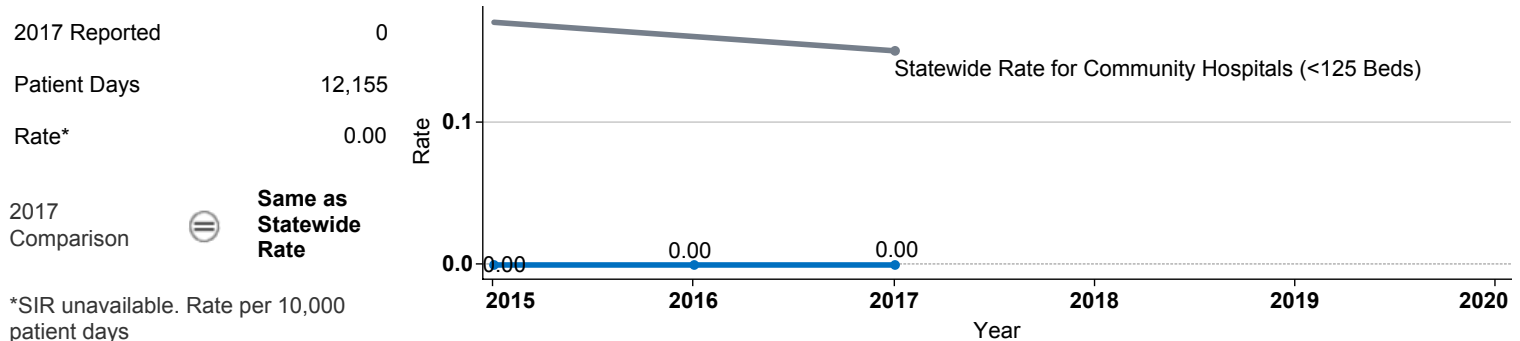
### Central Line Associated Bloodstream Infection (CLABSI)



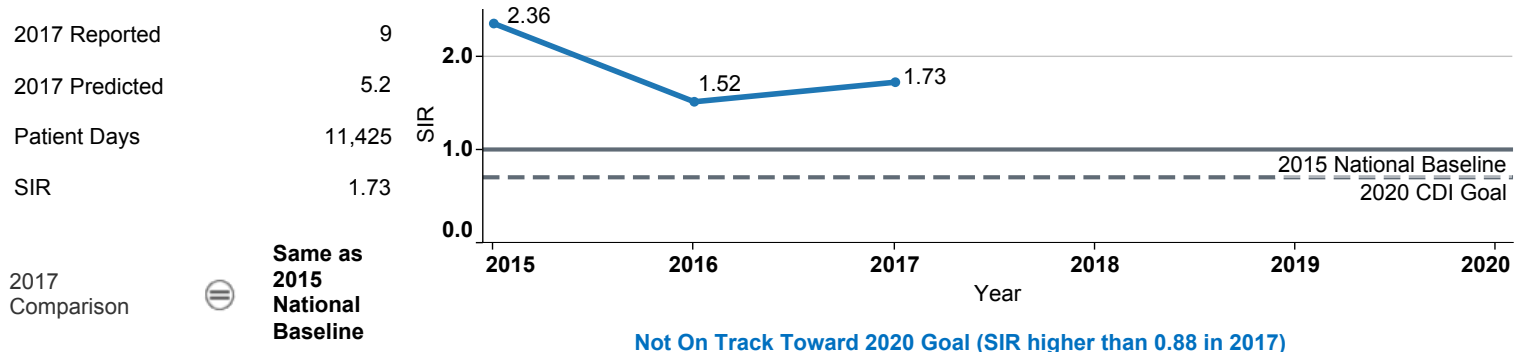
### Methicillin Resistant *Staphylococcus aureus* Bloodstream Infection (MRSA BSI)



### Vancomycin Resistant *Enterococcus* Bloodstream Infection (VRE BSI)



### *Clostridium difficile* Infection (CDI)



## Surgical Site Infection (SSI) Adult

| Procedure Type                             | Reported SSI | Predicted SSI | Number of Procedures | 2017                                   | Compared with 2015 National Baseline |
|--|--------------|---------------|----------------------|--|--------------------------------------|
| Appendix surgery                           | 0            | 0.1           | 33                   | Not enough procedures to calculate SIR |                                      |
| Bile duct, liver or pancreatic surgery     | 0            | 0.0           | 3                    | Not enough procedures to calculate SIR |                                      |
| Cesarean section                           | 0            | 0.1           | 113                  | Not enough procedures to calculate SIR |                                      |
| Colon surgery                              | 0            | 0.5           | 26                   | 0.00                                   | ⊖ Same                               |
| Exploratory abdominal surgery (laparotomy) | 0            | 0.3           | 53                   | 0.00                                   | ⊖ Same                               |
| Gallbladder surgery                        | 0            | 0.1           | 35                   | Not enough procedures to calculate SIR |                                      |
| Gastric surgery                            | 0            | 0.0           | 4                    | Not enough procedures to calculate SIR |                                      |
| Hip prosthesis                             | 0            | 0.3           | 46                   | 0.00                                   | ⊖ Same                               |
| Hysterectomy, abdominal                    | 0            | 0.0           | 6                    | Not enough procedures to calculate SIR |                                      |
| Hysterectomy, vaginal                      | 0            | 0.0           | 5                    | Not enough procedures to calculate SIR |                                      |
| Knee prosthesis                            | 0            | 0.1           | 38                   | Not enough procedures to calculate SIR |                                      |
| Laminectomy                                | 0            | 0.0           | 11                   | Not enough procedures to calculate SIR |                                      |
| Open reduction of fracture                 | 2            | 0.2           | 36                   | Not enough procedures to calculate SIR |                                      |
| Ovarian surgery                            | 0            | 0.0           | 13                   | Not enough procedures to calculate SIR |                                      |
| Pacemaker surgery                          | 0            | 0.0           | 14                   | Not enough procedures to calculate SIR |                                      |
| Rectal surgery                             | 0            | 0.1           | 5                    | Not enough procedures to calculate SIR |                                      |
| Small bowel surgery                        | 0            | 0.4           | 22                   | 0.00                                   | ⊖ Same                               |
| Spinal fusion                              | 1            | 0.1           | 13                   | Not enough procedures to calculate SIR |                                      |
| Spleen surgery                             | 0            | 0.0           | 3                    | Not enough procedures to calculate SIR |                                      |
| Thoracic surgery                           | 0            | 0.0           | 2                    | Not enough procedures to calculate SIR |                                      |

## Surgical Site Infection (SSI) Pediatric

| Procedure Type      | Reported SSI | Predicted SSI | Number of Procedures | 2017                                   | Compared with 2015 National Baseline |
|---------------------|--------------|---------------|----------------------|--|--------------------------------------|
| Appendix surgery    | 0            | 0.0           | 13                   | Not enough procedures to calculate SIR |                                      |
| Small bowel surgery | 0            | 0.0           | 1                    | Not enough procedures to calculate SIR |                                      |

Data tables available from the California Health and Human Services Open Data Portal: <https://chhs.data.ca.gov/>

Information on interpreting this report: <https://www.cdph.ca.gov/Programs/CHCQ/HAI/Pages/AnnualHAIReports.aspx>