Healthcare-Associated Infections Report, 2017

Sutter Solano Medical Center (Vallejo)

California Department of PublicHealth

Hospital Characteristics

County	Medical School Affiliation	Hospital Type
Solano	**No**	**Community, < 125 beds**

The **trend lines** show this hospital's healthcare-associated infection (HAI) incidence from 2015 to 2017, reported as standardized infection ratios (SIR) when possible. Each result is interpreted as the ⊜ **Same**, ★ **Better**, or ✖ **Worse** than the national or state comparison.

Central Line Associated Bloodstream Infection (CLABSI)

2017 Reported	2
2017 Predicted	2.5
Central Line Days	3,641
SIR	0.80

2017 Comparison ⊜ **Same as 2015 National Baseline**

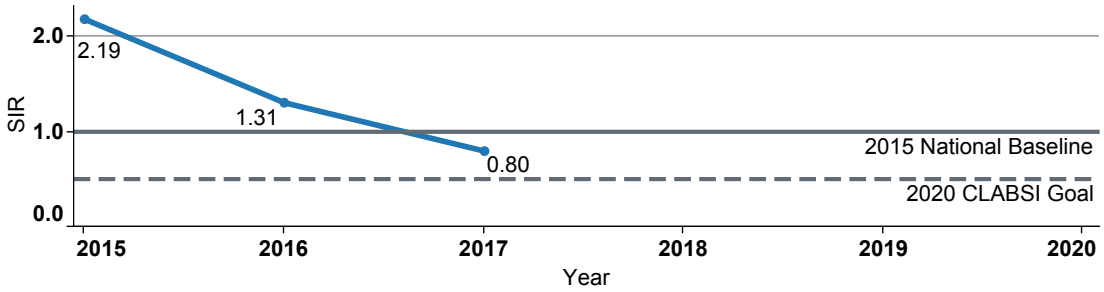

On Track Toward 2020 Goal (SIR 0.80 or lower in 2017)

Methicillin Resistant *Staphylococcus aureus* Bloodstream Infection (MRSA BSI)

2017 Reported	0
2017 Predicted	0.7
Patient Days	19,839
SIR	0.00

2017 Comparison ⊜ **Same as 2015 National Baseline**

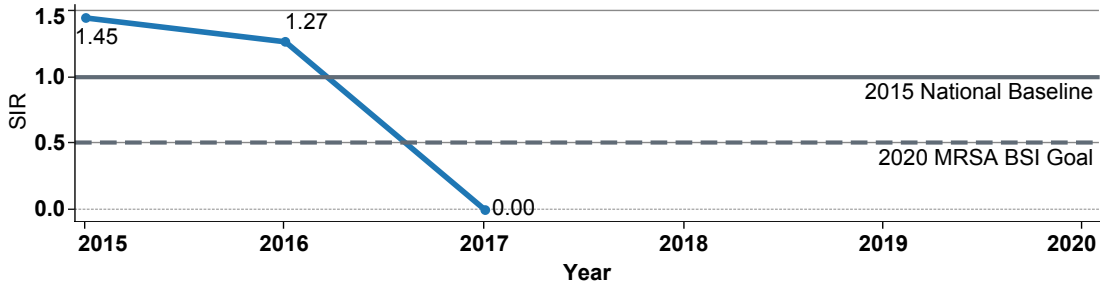

On Track Toward 2020 Goal (SIR 0.80 or lower in 2017)

Vancomycin Resistant *Enterococcus* Bloodstream Infection (VRE BSI)

2017 Reported	1
Patient Days	19,839
Rate*	0.50

2017 Comparison ⊜ **Same as Statewide Rate**

*SIR unavailable. Rate per 10,000 patient days

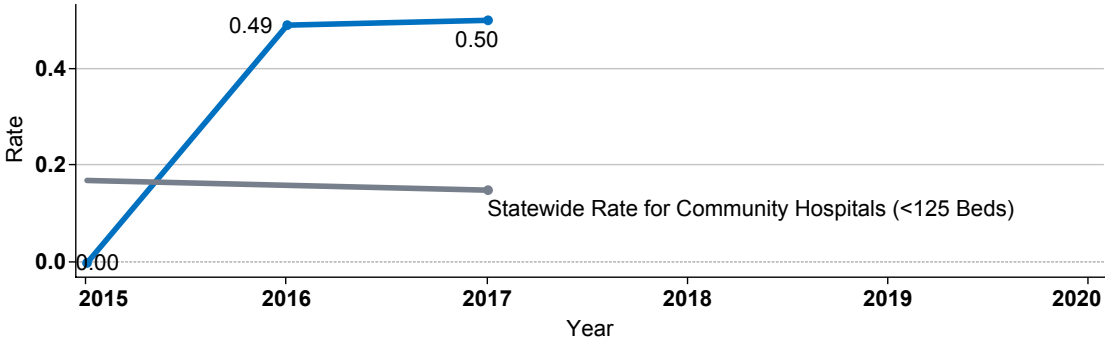

Clostridium difficile Infection (CDI)

2017 Reported	11
2017 Predicted	14.5
Patient Days	19,008
SIR	0.76

2017 Comparison ⊜ **Same as 2015 National Baseline**

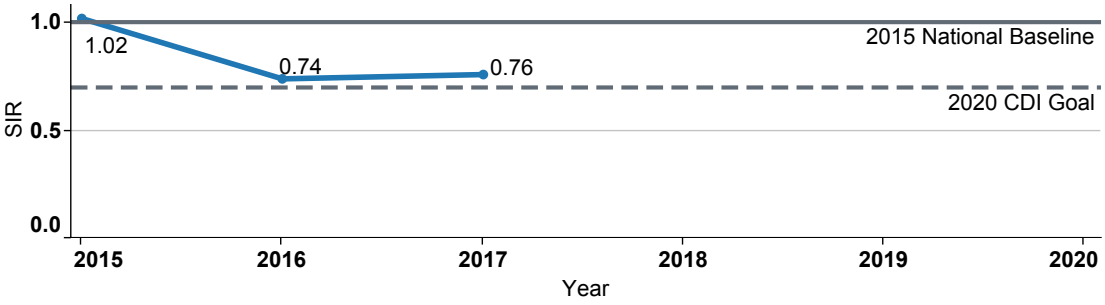

On Track Toward 2020 Goal (SIR 0.88 or lower in 2017)

Surgical Site Infection (SSI) Adult

Procedure Type	Reported SSI	Predicted SSI	Number of Procedures	2017	Compared with 2015 National Baseline
Appendix surgery	0	0.1	44	**Not enough procedures to calculate SIR**	
Bile duct, liver or pancreatic surgery	0	0.0	4	**Not enough procedures to calculate SIR**	
Cardiac surgery	0	0.0	4	**Not enough procedures to calculate SIR**	
Cesarean section	0	0.1	83	**Not enough procedures to calculate SIR**	
Colon surgery	3	1.4	58	**2.17**	**Same**
Exploratory abdominal surgery (laparotomy)	0	0.3	49	**0.00**	**Same**
Gallbladder surgery	0	0.2	65	**0.00**	**Same**
Gastric surgery	1	0.1	8	**Not enough procedures to calculate SIR**	
Hip prosthesis	0	0.5	84	**0.00**	**Same**
Hysterectomy, abdominal	1	0.2	23	**Not enough procedures to calculate SIR**	
Hysterectomy, vaginal	0	0.0	2	**Not enough procedures to calculate SIR**	
Kidney surgery	0	0.0	8	**Not enough procedures to calculate SIR**	
Knee prosthesis	1	0.7	164	**1.45**	**Same**
Laminectomy	0	0.1	29	**Not enough procedures to calculate SIR**	
Open reduction of fracture	0	0.4	54	**0.00**	**Same**
Ovarian surgery	0	0.0	4	**Not enough procedures to calculate SIR**	
Pacemaker surgery	0	0.0	25	**Not enough procedures to calculate SIR**	
Rectal surgery	1	0.2	9	**4.51**	**Same**
Small bowel surgery	1	0.6	30	**1.78**	**Same**
Spinal fusion	1	0.1	33	**Not enough procedures to calculate SIR**	
Thoracic surgery	0	0.0	20	**Not enough procedures to calculate SIR**	

Surgical Site Infection (SSI) Pediatric

This hospital did not report pediatric surgical procedures in 2017.

Data tables available from the California Health and Human Services Open Data Portal: https://chhs.data.ca.gov/

Information on interpreting this report: https://www.cdph.ca.gov/Programs/CHCQ/HAI/Pages/AnnualHAIReports.aspx