

Healthcare-Associated Infections Report, 2017

Kaiser Foundation Hospital and Rehab Center, Vallejo
(Vallejo)

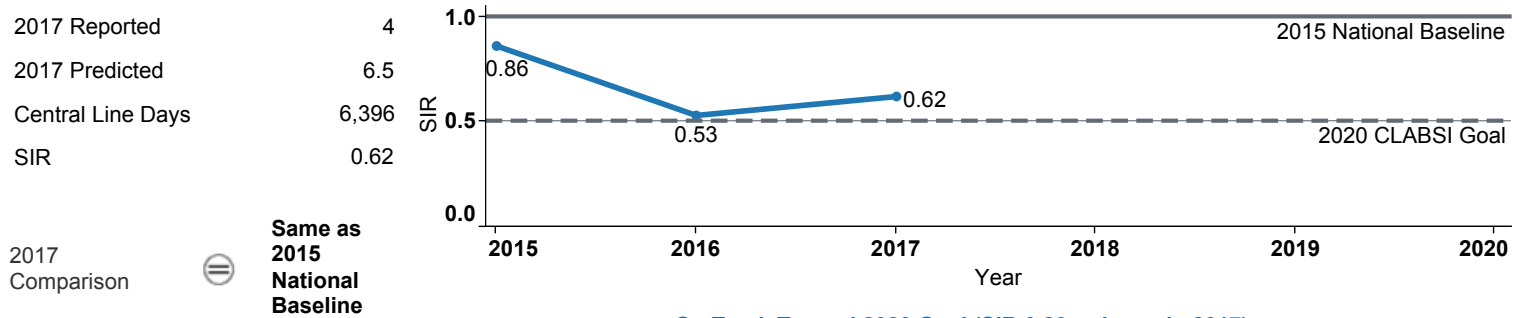


Hospital Characteristics

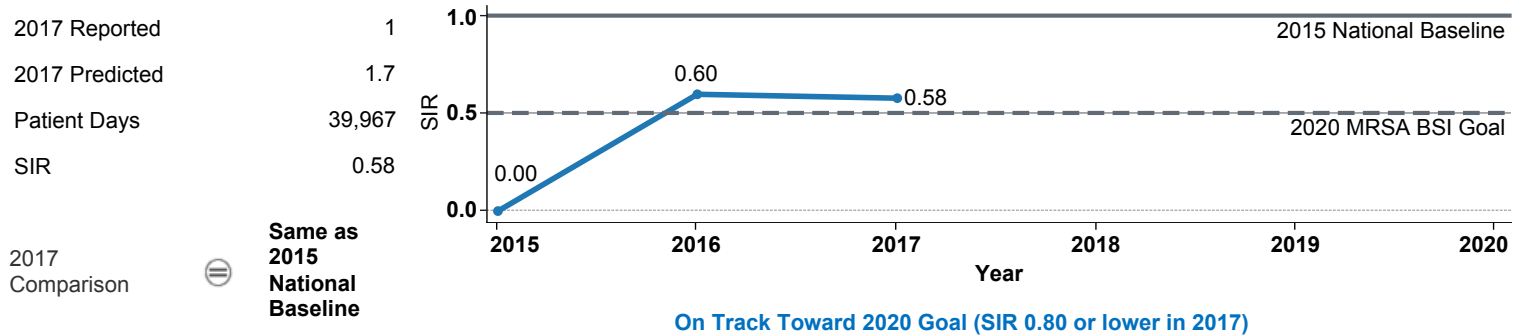
County	Medical School Affiliation	Hospital Type
Solano	Major	Major Teaching

The **trend lines** show this hospital's healthcare-associated infection (HAI) incidence from 2015 to 2017, reported as standardized infection ratios (SIR) when possible. Each result is interpreted as the **Same**, **Better**, or **Worse** than the national or state comparison.

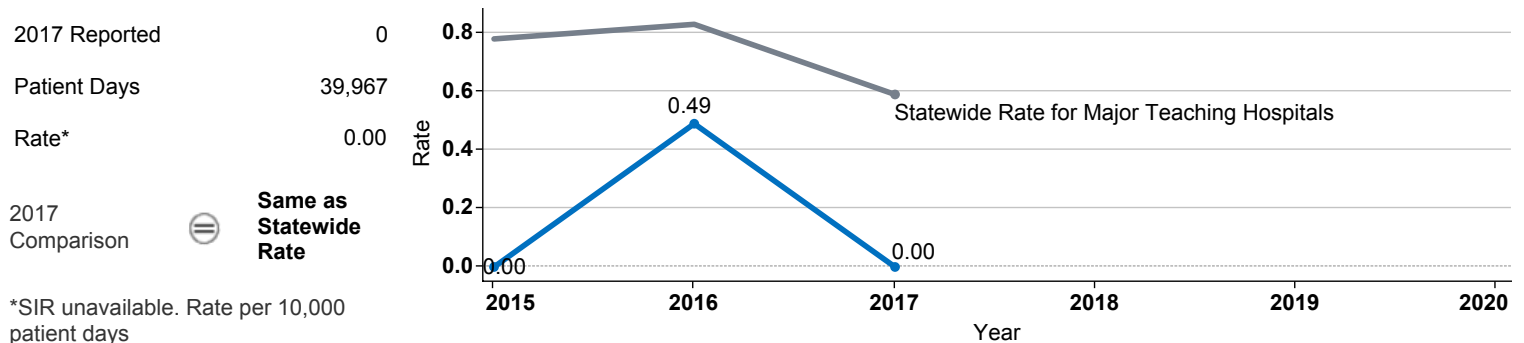
Central Line Associated Bloodstream Infection (CLABSI)



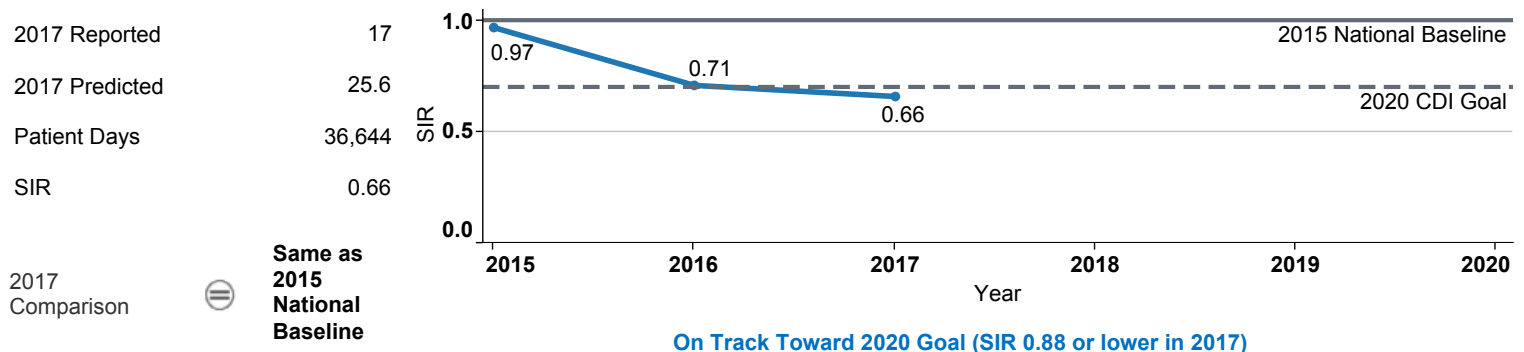
Methicillin Resistant *Staphylococcus aureus* Bloodstream Infection (MRSA BSI)



Vancomycin Resistant *Enterococcus* Bloodstream Infection (VRE BSI)



Clostridium difficile Infection (CDI)



Surgical Site Infection (SSI) Adult

Procedure Type	Reported SSI	Predicted SSI	Number of Procedures	2017	Compared with 2015 National Baseline
Appendix surgery	1	0.3	102	3.17	⊖ Same
Bile duct, liver or pancreatic surgery	0	0.1	9	Not enough procedures to calculate SIR	
Cardiac surgery	0	0.0	2	Not enough procedures to calculate SIR	
Cesarean section	3	0.7	411	4.22	⊖ Same
Colon surgery	3	3.3	117	0.91	⊖ Same
Exploratory abdominal surgery (laparotomy)	4	0.8	147	4.94	✖ Worse
Gallbladder surgery	2	0.6	169	3.30	⊖ Same
Gastric surgery	0	0.2	15	0.00	⊖ Same
Hip prosthesis	2	0.7	152	2.79	⊖ Same
Hysterectomy, abdominal	0	0.1	9	Not enough procedures to calculate SIR	
Kidney surgery	0	0.1	29	Not enough procedures to calculate SIR	
Knee prosthesis	3	0.5	160	5.70	✖ Worse
Laminectomy	0	0.0	1	Not enough procedures to calculate SIR	
Open reduction of fracture	1	0.6	102	1.78	⊖ Same
Ovarian surgery	0	0.0	42	Not enough procedures to calculate SIR	
Pacemaker surgery	1	0.2	92	Not enough procedures to calculate SIR	
Rectal surgery	1	0.3	26	3.41	⊖ Same
Small bowel surgery	1	1.2	61	0.84	⊖ Same
Spleen surgery	0	0.0	3	Not enough procedures to calculate SIR	
Thoracic surgery	0	0.3	97	0.00	⊖ Same

Surgical Site Infection (SSI) Pediatric

Procedure Type	Reported SSI	Predicted SSI	Number of Procedures	2017	Compared with 2015 National Baseline
Appendix surgery	0	0.1	19	Not enough procedures to calculate SIR	
Cesarean section	1	0.0	3	Not enough procedures to calculate SIR	
Gallbladder surgery	0	0.0	3	Not enough procedures to calculate SIR	
Hip prosthesis	0	0.0	1	Not enough procedures to calculate SIR	
Open reduction of fracture	0	0.0	5	Not enough procedures to calculate SIR	
Thoracic surgery	0	0.0	1	Not enough procedures to calculate SIR	

Data tables available from the California Health and Human Services Open Data Portal: <https://chhs.data.ca.gov/>

Information on interpreting this report: <https://www.cdph.ca.gov/Programs/CHCQ/HAI/Pages/AnnualHAIReports.aspx>