

Healthcare-Associated Infections Report, 2017

Shasta Regional Medical Center (Redding)

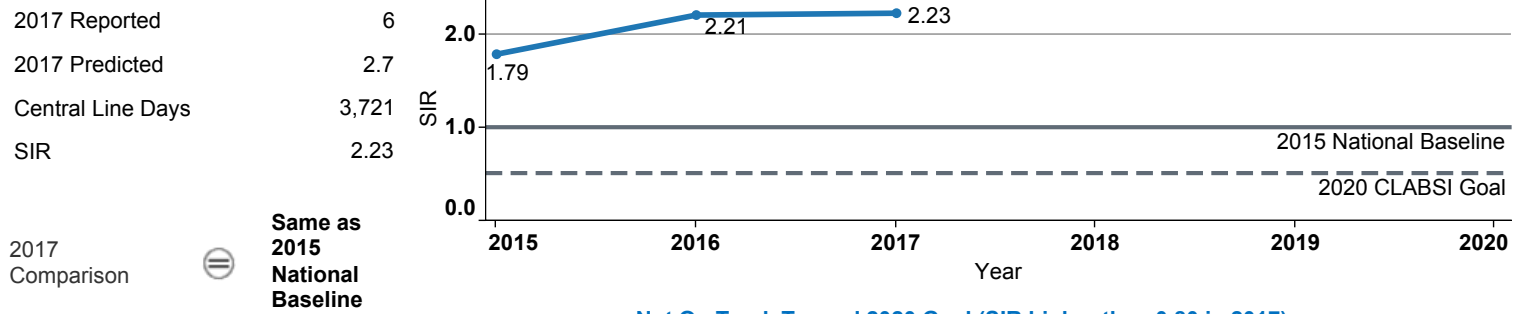


Hospital Characteristics

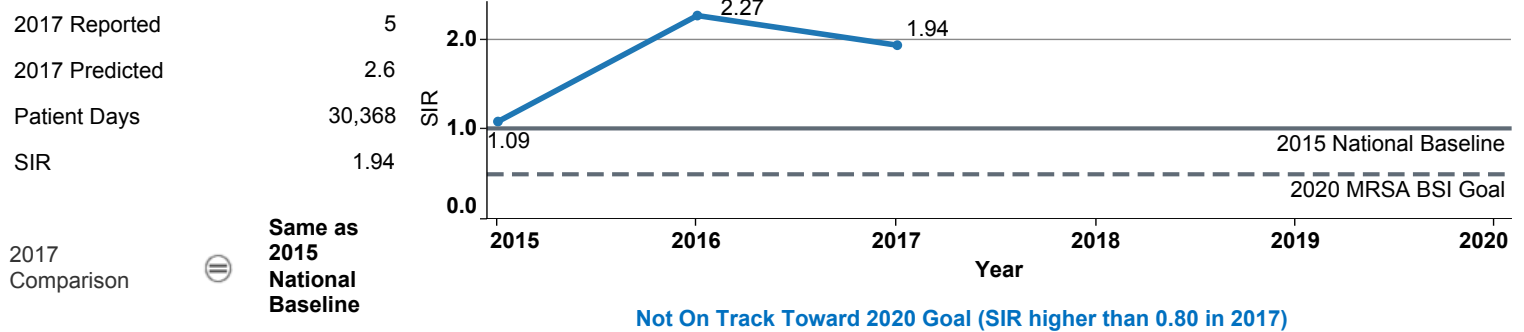
County	Medical School Affiliation	Hospital Type
Shasta	Undergraduate	Community, 125 – 250 beds

The **trend lines** show this hospital's healthcare-associated infection (HAI) incidence from 2015 to 2017, reported as standardized infection ratios (SIR) when possible. Each result is interpreted as the **Same**, **Better**, or **Worse** than the national or state comparison.

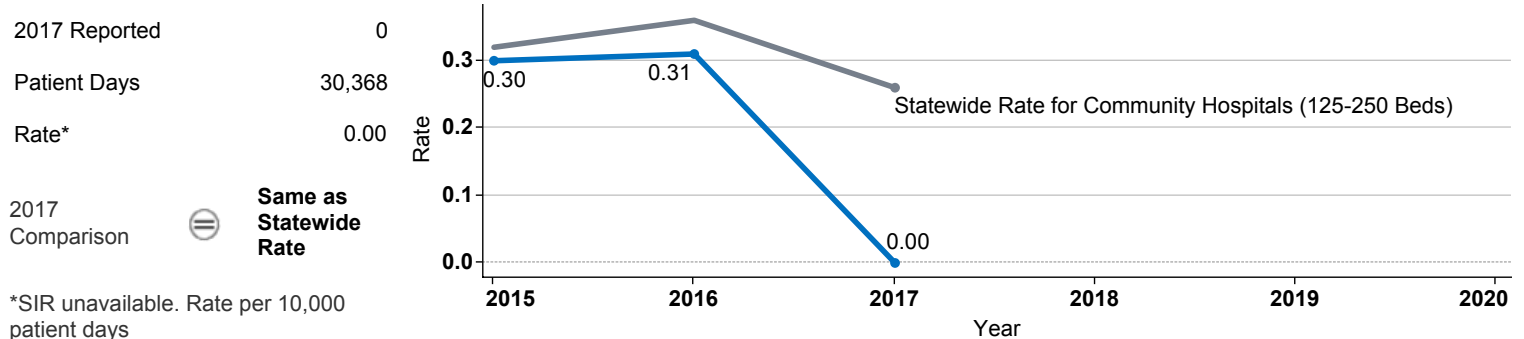
Central Line Associated Bloodstream Infection (CLABSI)



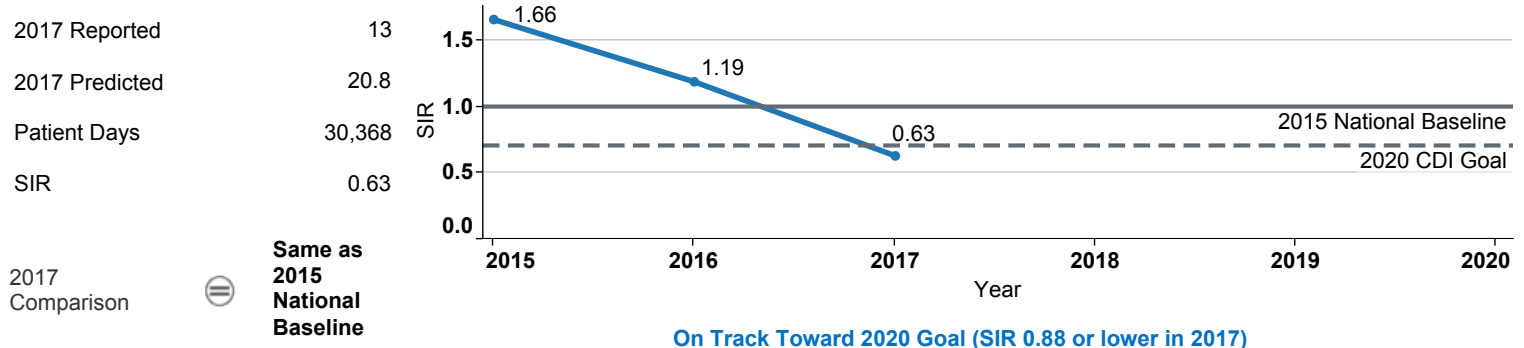
Methicillin Resistant *Staphylococcus aureus* Bloodstream Infection (MRSA BSI)



Vancomycin Resistant *Enterococcus* Bloodstream Infection (VRE BSI)



Clostridium difficile Infection (CDI)



Surgical Site Infection (SSI) Adult

Procedure Type	Reported SSI	Predicted SSI	Number of Procedures	2017	Compared with 2015 National Baseline
Appendix surgery	0	0.2	78	Not enough procedures to calculate SIR	
Bile duct, liver or pancreatic surgery	0	0.1	5	Not enough procedures to calculate SIR	
Cardiac surgery	0	0.1	49	Not enough procedures to calculate SIR	
Colon surgery	3	1.4	68	2.14	⊖ Same
Coronary bypass, chest and donor incisions	0	0.5	121	0.00	⊖ Same
Coronary bypass, chest incision only	0	0.1	14	Not enough procedures to calculate SIR	
Exploratory abdominal surgery (laparotomy)	0	0.6	98	0.00	⊖ Same
Gallbladder surgery	0	0.3	109	0.00	⊖ Same
Gastric surgery	0	0.1	7	Not enough procedures to calculate SIR	
Hip prosthesis	0	1.1	195	0.00	⊖ Same
Hysterectomy, abdominal	0	0.1	10	Not enough procedures to calculate SIR	
Hysterectomy, vaginal	0	0.2	52	0.00	⊖ Same
Kidney surgery	0	0.0	4	Not enough procedures to calculate SIR	
Knee prosthesis	3	1.5	332	2.04	⊖ Same
Laminectomy	0	0.0	7	Not enough procedures to calculate SIR	
Open reduction of fracture	1	0.6	105	1.77	⊖ Same
Ovarian surgery	0	0.0	14	Not enough procedures to calculate SIR	
Pacemaker surgery	0	0.2	93	Not enough procedures to calculate SIR	
Rectal surgery	0	0.0	2	Not enough procedures to calculate SIR	
Small bowel surgery	3	0.9	51	3.39	⊖ Same
Spinal fusion	0	0.0	5	Not enough procedures to calculate SIR	
Spleen surgery	0	0.0	4	Not enough procedures to calculate SIR	
Thoracic surgery	0	0.1	23	Not enough procedures to calculate SIR	

Surgical Site Infection (SSI) Pediatric

Procedure Type	Reported SSI	Predicted SSI	Number of Procedures	2017	Compared with 2015 National Baseline
Appendix surgery	0	0.0	6	Not enough procedures to calculate SIR	

Data tables available from the California Health and Human Services Open Data Portal: <https://chhs.data.ca.gov/>

Information on interpreting this report: <https://www.cdph.ca.gov/Programs/CHCQ/HAI/Pages/AnnualHAIReports.aspx>