

# Healthcare-Associated Infections Report, 2017

Sutter Maternity & Surgery Center of Santa Cruz (Santa Cruz)

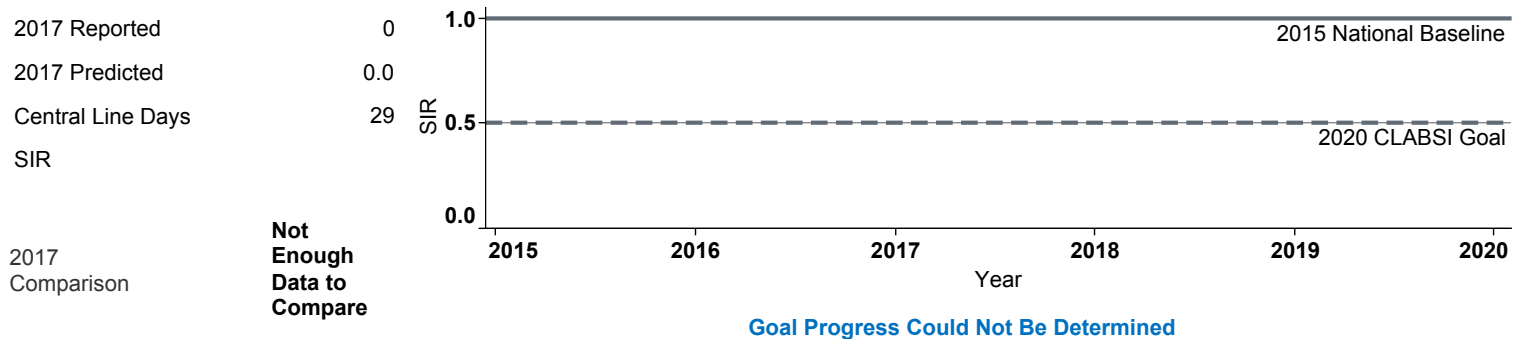


## Hospital Characteristics

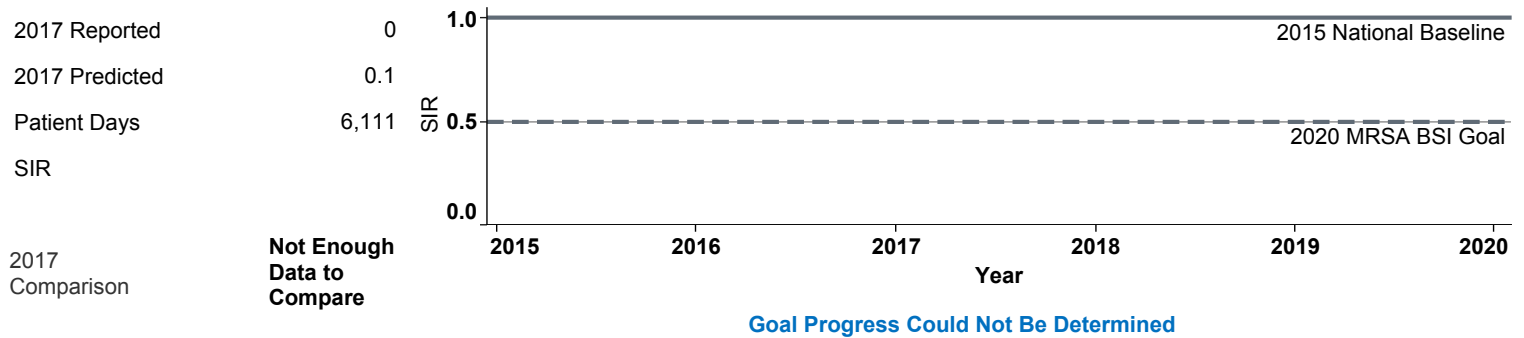
County	Medical School Affiliation	Hospital Type
Santa Cruz	No	Community, < 125 beds

The **trend lines** show this hospital's healthcare-associated infection (HAI) incidence from 2015 to 2017, reported as standardized infection ratios (SIR) when possible. Each result is interpreted as the **Same**, **Better**, or **Worse** than the national or state comparison.

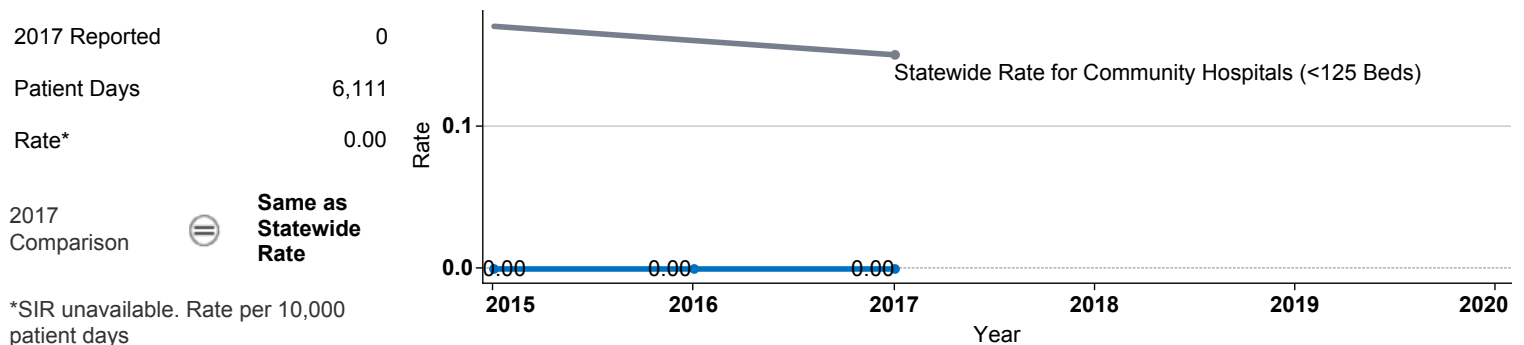
## Central Line Associated Bloodstream Infection (CLABSI)



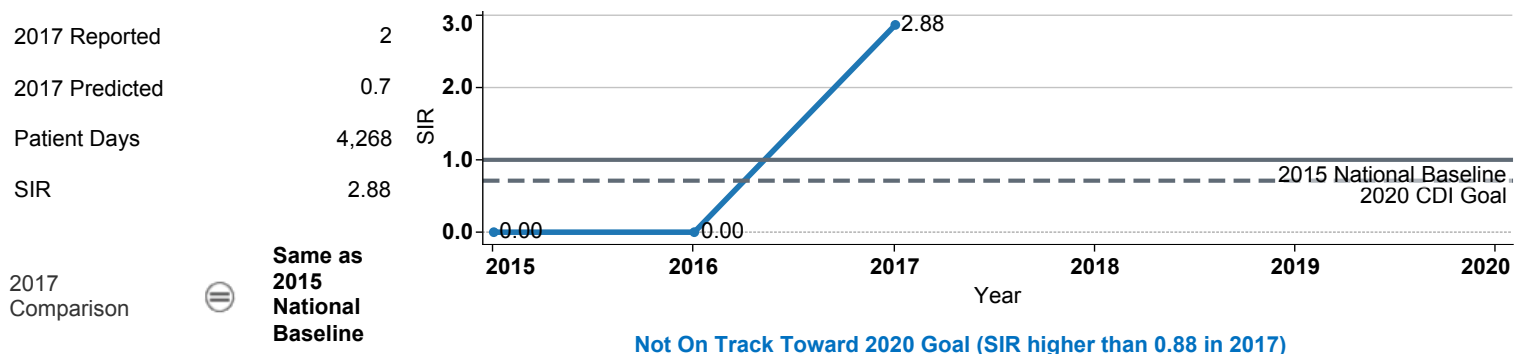
## Methicillin-Resistant *Staphylococcus aureus* Bloodstream Infection (MRSA BSI)



## Vancomycin-Resistant *Enterococcus* Bloodstream Infection (VRE BSI)



## *Clostridium difficile* Infection (CDI)



## Surgical Site Infection (SSI) - Adult

Procedure Type	Reported SSI	Predicted SSI	Number of Procedures	2017	Compared with 2015 National Baseline
Appendix surgery	0	0.0	14	Not enough procedures to calculate SIR	
Cesarean section	0	0.3	210	0.00	⊖ Same
Colon surgery	0	0.7	38	0.00	⊖ Same
Exploratory abdominal surgery (laparotomy)	0	0.1	22	Not enough procedures to calculate SIR	
Gallbladder surgery	0	0.0	12	Not enough procedures to calculate SIR	
Gastric surgery	0	0.0	2	Not enough procedures to calculate SIR	
Hip prosthesis	1	0.4	97	2.64	⊖ Same
Hysterectomy, abdominal	0	0.6	115	0.00	⊖ Same
Hysterectomy, vaginal	0	0.1	25	Not enough procedures to calculate SIR	
Kidney surgery	0	0.0	3	Not enough procedures to calculate SIR	
Knee prosthesis	0	0.3	152	0.00	⊖ Same
Laminectomy	0	0.1	50	Not enough procedures to calculate SIR	
Open reduction of fracture	1	0.1	13	Not enough procedures to calculate SIR	
Ovarian surgery	0	0.0	37	Not enough procedures to calculate SIR	
Rectal surgery	0	0.2	9	Not enough procedures to calculate SIR	
Small bowel surgery	0	0.2	10	Not enough procedures to calculate SIR	
Spinal fusion	0	0.0	17	Not enough procedures to calculate SIR	
Thoracic surgery	0	0.0	1	Not enough procedures to calculate SIR	

## Surgical Site Infection (SSI) - Pediatric

Procedure Type	Reported SSI	Predicted SSI	Number of Procedures	2017	Compared with 2015 National Baseline
Appendix surgery	0	0.0	1	Not enough procedures to calculate SIR	

Data tables available from the California Health and Human Services Open Data Portal: <https://chhs.data.ca.gov/>

Information on interpreting this report: <https://www.cdph.ca.gov/Programs/CHCQ/HAI/Pages/AnnualHAIReports.aspx>