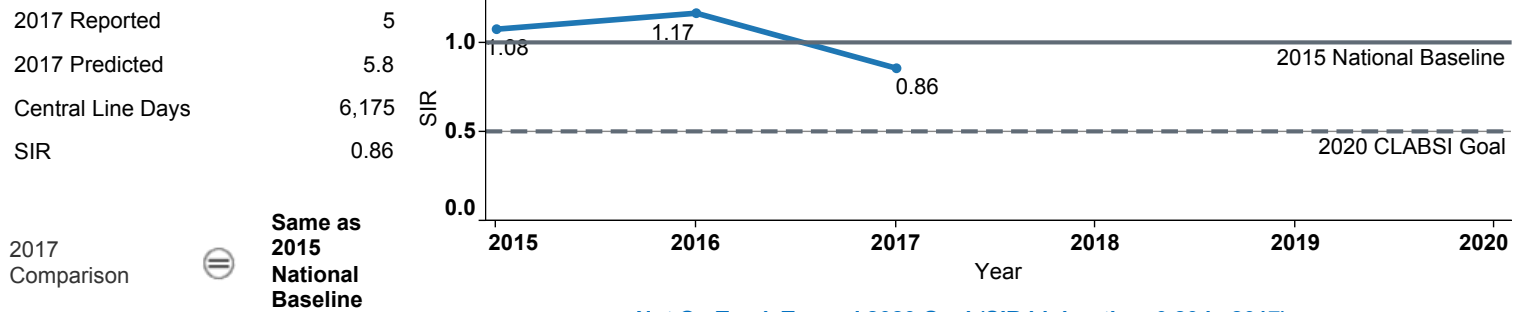


### Hospital Characteristics

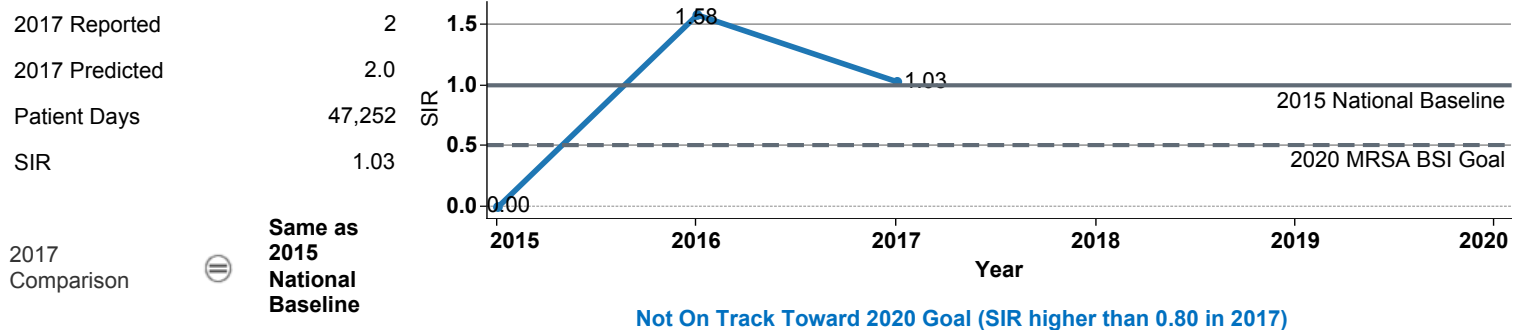
County	Medical School Affiliation	Hospital Type
Santa Clara	Graduate	Community, 125 – 250 beds

The **trend lines** show this hospital's healthcare-associated infection (HAI) incidence from 2015 to 2017, reported as standardized infection ratios (SIR) when possible. Each result is interpreted as the **Same**, **Better**, or **Worse** than the national or state comparison.

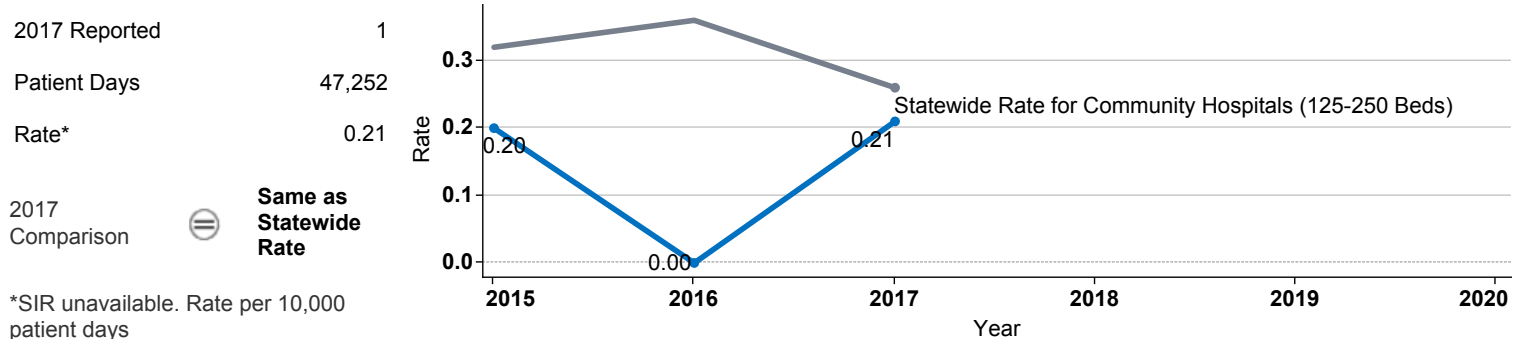
### Central Line Associated Bloodstream Infection (CLABSI)



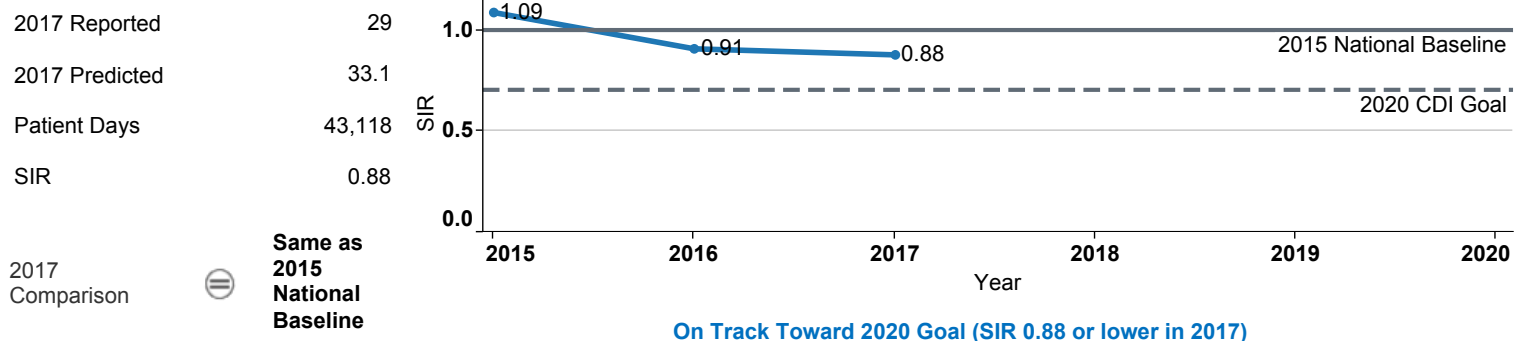
### Methicillin-Resistant *Staphylococcus aureus* Bloodstream Infection (MRSA BSI)



### Vancomycin-Resistant *Enterococcus* Bloodstream Infection (VRE BSI)



### *Clostridium difficile* Infection (CDI)



## Surgical Site Infection (SSI) - Adult

Procedure Type	Reported SSI	Predicted SSI	Number of Procedures	2017	Compared with 2015 National Baseline
Abdominal aortic aneurysm repair	0	0.0	2	Not enough procedures to calculate SIR	
Appendix surgery	1	0.7	207	1.41	⊖ Same
Bile duct, liver or pancreatic surgery	3	2.5	68	1.21	⊖ Same
Cardiac surgery	0	0.0	1	Not enough procedures to calculate SIR	
Cesarean section	1	0.5	504	2.09	⊖ Same
Colon surgery	4	5.1	175	0.78	⊖ Same
Exploratory abdominal surgery (laparotomy)	1	1.0	197	1.04	⊖ Same
Gallbladder surgery	1	0.7	213	1.40	⊖ Same
Gastric surgery	0	0.4	16	0.00	⊖ Same
Hip prosthesis	0	0.7	171	0.00	⊖ Same
Hysterectomy, abdominal	0	0.1	15	Not enough procedures to calculate SIR	
Hysterectomy, vaginal	0	0.1	13	Not enough procedures to calculate SIR	
Kidney surgery	0	0.1	41	Not enough procedures to calculate SIR	
Kidney transplant	0	0.0	1	Not enough procedures to calculate SIR	
Knee prosthesis	0	0.7	292	0.00	⊖ Same
Laminectomy	0	1.6	555	0.00	⊖ Same
Open reduction of fracture	0	1.4	181	0.00	⊖ Same
Ovarian surgery	0	0.0	40	Not enough procedures to calculate SIR	
Pacemaker surgery	0	0.1	47	Not enough procedures to calculate SIR	
Rectal surgery	0	0.3	27	0.00	⊖ Same
Small bowel surgery	2	2.2	107	0.90	⊖ Same
Spinal fusion	1	2.0	401	0.49	⊖ Same
Spleen surgery	0	0.1	14	Not enough procedures to calculate SIR	
Thoracic surgery	0	0.0	7	Not enough procedures to calculate SIR	

## Surgical Site Infection (SSI) - Pediatric

Procedure Type	Reported SSI	Predicted SSI	Number of Procedures	2017	Compared with 2015 National Baseline
Appendix surgery	0	0.1	12	Not enough procedures to calculate SIR	
Cesarean section	0	0.0	2	Not enough procedures to calculate SIR	
Open reduction of fracture	0	0.0	2	Not enough procedures to calculate SIR	

Data tables available from the California Health and Human Services Open Data Portal: <https://chhs.data.ca.gov/>

Information on interpreting this report: <https://www.cdph.ca.gov/Programs/CHCQ/HAI/Pages/AnnualHAIReports.aspx>