

Healthcare-Associated Infections Report, 2017

Santa Barbara Cottage Hospital (Santa Barbara)

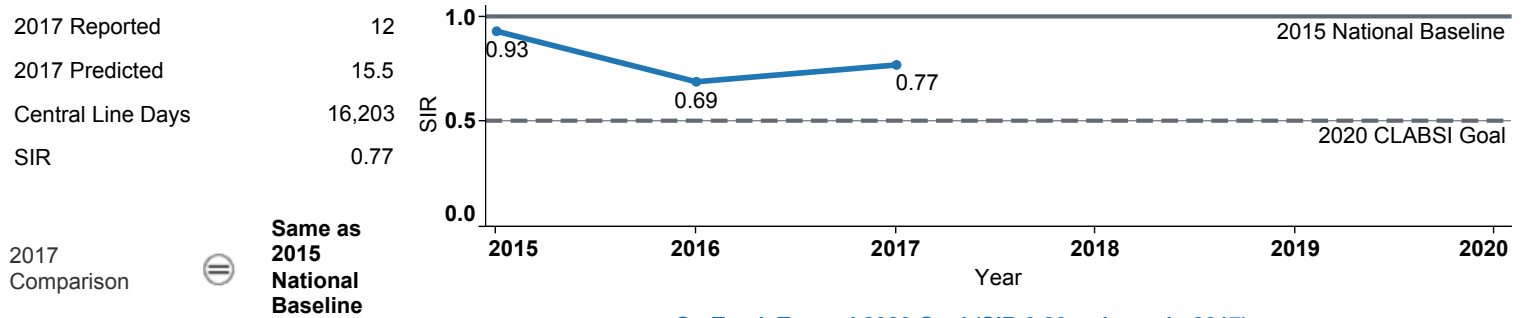


Hospital Characteristics

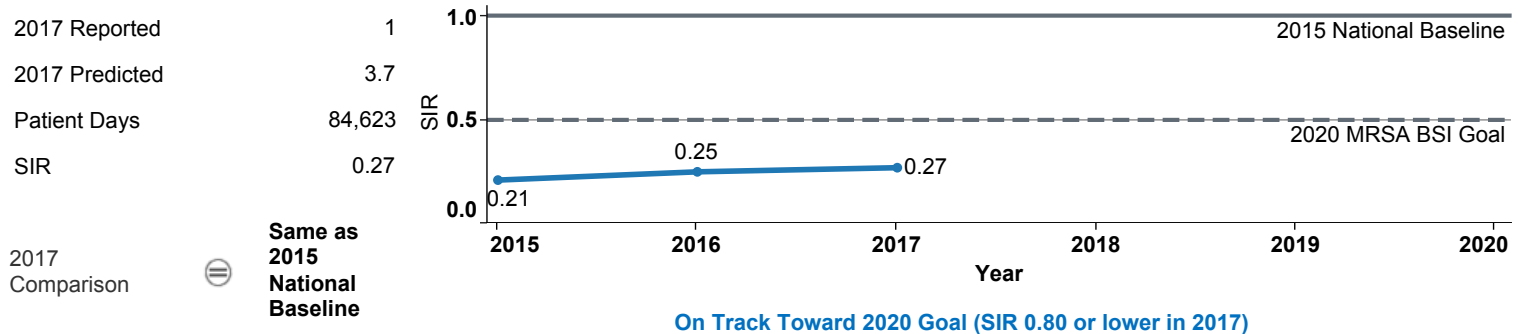
County	Medical School Affiliation	Hospital Type
Santa Barbara	Graduate	Community, > 250 beds

The **trend lines** show this hospital's healthcare-associated infection (HAI) incidence from 2015 to 2017, reported as standardized infection ratios (SIR) when possible. Each result is interpreted as the **Same**, **Better**, or **Worse** than the national or state comparison.

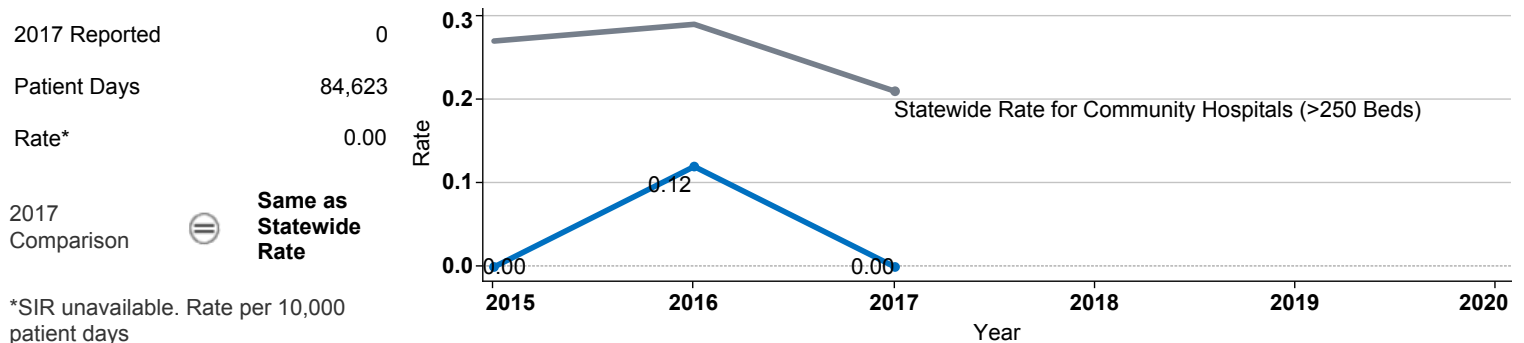
Central Line Associated Bloodstream Infection (CLABSI)



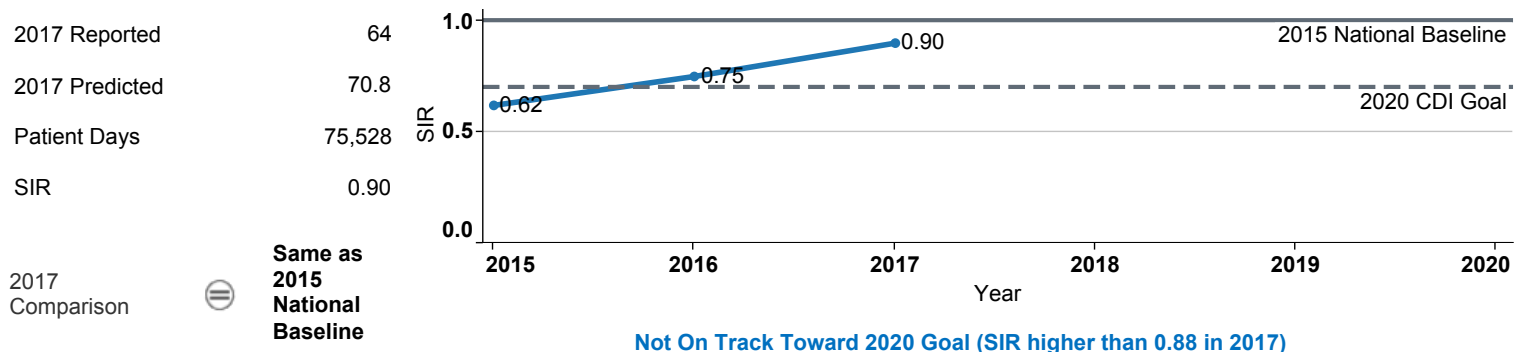
Methicillin-Resistant *Staphylococcus aureus* Bloodstream Infection (MRSA BSI)



Vancomycin-Resistant *Enterococcus* Bloodstream Infection (VRE BSI)



Clostridium difficile Infection (CDI)



Surgical Site Infection (SSI) - Adult

Procedure Type	Reported SSI	Predicted SSI	Number of Procedures	2017	Compared with 2015 National Baseline
Abdominal aortic aneurysm repair	0	0.0	5	Not enough procedures to calculate SIR	
Appendix surgery	2	0.9	172	2.32	⊖ Same
Bile duct, liver or pancreatic surgery	2	1.1	42	1.90	⊖ Same
Cardiac surgery	1	0.1	60	Not enough procedures to calculate SIR	
Cesarean section	2	0.6	684	3.31	⊖ Same
Colon surgery	4	2.9	147	1.38	⊖ Same
Coronary bypass, chest and donor incisions	0	0.5	98	0.00	⊖ Same
Coronary bypass, chest incision only	0	0.1	13	Not enough procedures to calculate SIR	
Exploratory abdominal surgery (laparotomy)	4	0.8	220	5.28	* Worse
Gallbladder surgery	0	1.0	271	0.00	⊖ Same
Gastric surgery	0	0.8	173	0.00	⊖ Same
Hip prosthesis	1	0.9	173	1.18	⊖ Same
Hysterectomy, abdominal	0	1.2	199	0.00	⊖ Same
Hysterectomy, vaginal	6	0.4	97	14.74	* Worse
Kidney surgery	0	0.1	33	Not enough procedures to calculate SIR	
Knee prosthesis	0	0.8	318	0.00	⊖ Same
Laminectomy	2	0.7	266	2.67	⊖ Same
Open reduction of fracture	3	1.5	238	2.03	⊖ Same
Ovarian surgery	0	0.0	37	Not enough procedures to calculate SIR	
Pacemaker surgery	0	0.1	71	Not enough procedures to calculate SIR	
Rectal surgery	0	0.3	16	0.00	⊖ Same
Small bowel surgery	2	2.6	128	0.76	⊖ Same
Spinal fusion	2	1.2	175	1.69	⊖ Same
Spleen surgery	0	0.0	3	Not enough procedures to calculate SIR	
Thoracic surgery	0	0.2	79	Not enough procedures to calculate SIR	

Surgical Site Infection (SSI) - Pediatric

Procedure Type	Reported SSI	Predicted SSI	Number of Procedures	2017	Compared with 2015 National Baseline
Appendix surgery	3	0.2	67	Not enough procedures to calculate SIR	
Bile duct, liver or pancreatic surgery	0	0.0	2	Not enough procedures to calculate SIR	
Cesarean section	0	0.0	1	Not enough procedures to calculate SIR	
Colon surgery	0	0.1	5	Not enough procedures to calculate SIR	
Exploratory abdominal surgery (laparotomy)	0	0.0	8	Not enough procedures to calculate SIR	
Gallbladder surgery	0	0.0	8	Not enough procedures to calculate SIR	
Laminectomy	0	0.0	1	Not enough procedures to calculate SIR	
Open reduction of fracture	0	0.1	23	Not enough procedures to calculate SIR	
Rectal surgery	0	0.0	2	Not enough procedures to calculate SIR	
Small bowel surgery	0	0.0	5	Not enough procedures to calculate SIR	
Spinal fusion	0	0.1	8	Not enough procedures to calculate SIR	
Thoracic surgery	0	0.0	1	Not enough procedures to calculate SIR	

Data tables available from the California Health and Human Services Open Data Portal: <https://chhs.data.ca.gov/>

Information on interpreting this report: <https://www.cdph.ca.gov/Programs/CHCQ/HAI/Pages/AnnualHAIReports.aspx>