

# Healthcare-Associated Infections Report, 2017

Mills-Peninsula Medical Center (Burlingame)

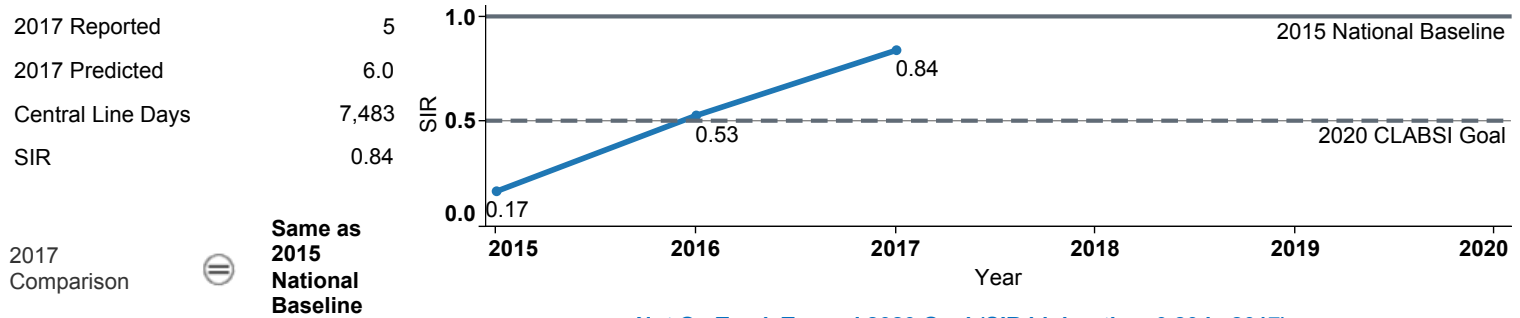


## Hospital Characteristics

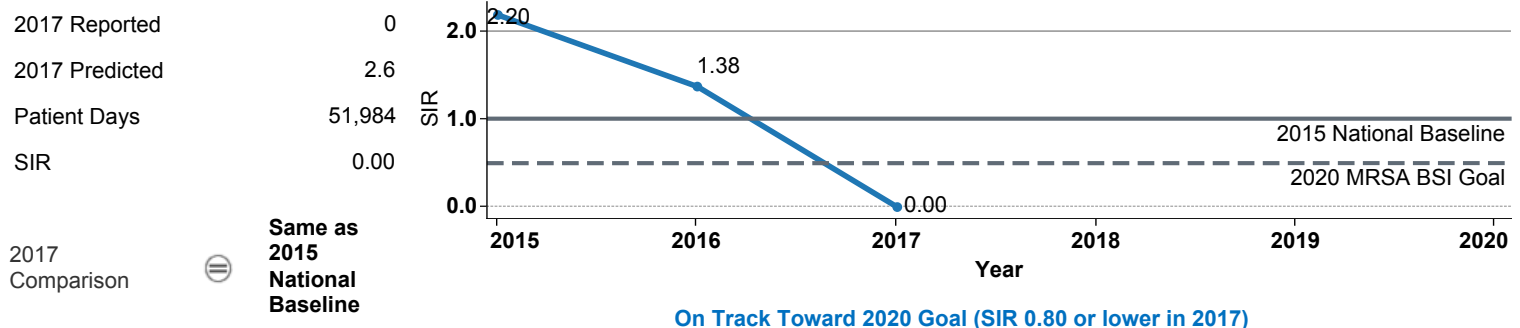
County	Medical School Affiliation	Hospital Type
San Mateo	No	Community, 125 – 250 beds

The **trend lines** show this hospital's healthcare-associated infection (HAI) incidence from 2015 to 2017, reported as standardized infection ratios (SIR) when possible. Each result is interpreted as the **Same**, **Better**, or **Worse** than the national or state comparison.

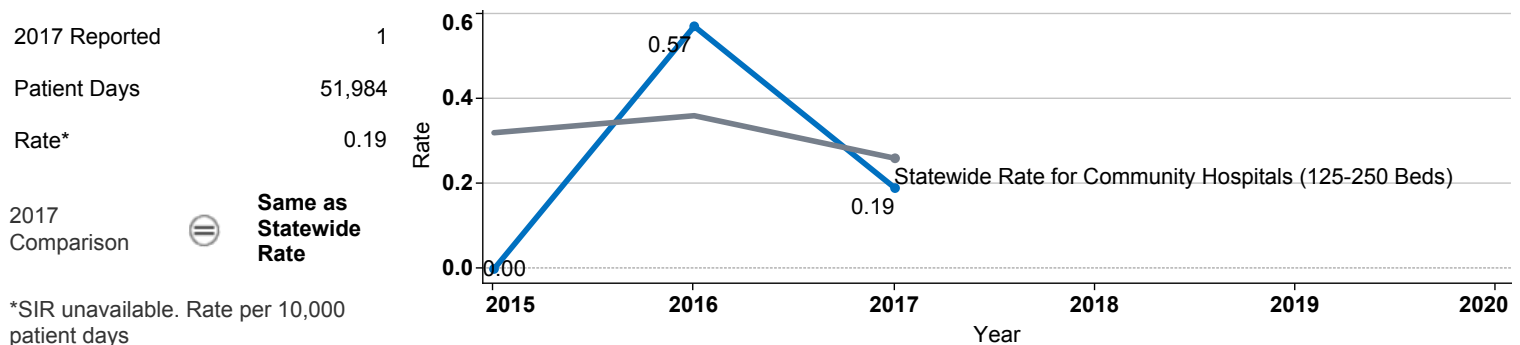
## Central Line Associated Bloodstream Infection (CLABSI)



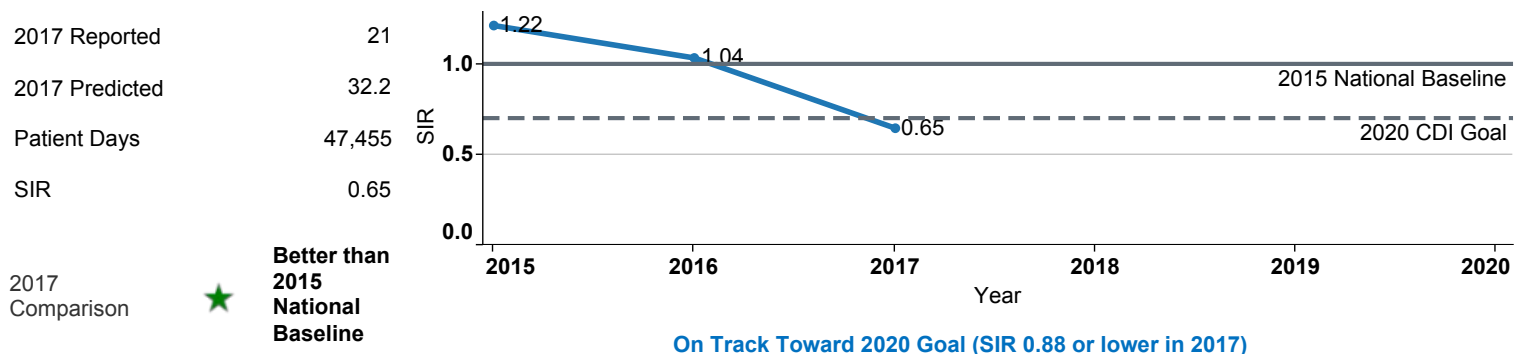
## Methicillin-Resistant *Staphylococcus aureus* Bloodstream Infection (MRSA BSI)



## Vancomycin-Resistant *Enterococcus* Bloodstream Infection (VRE BSI)



## *Clostridium difficile* Infection (CDI)



## Surgical Site Infection (SSI) - Adult

Procedure Type	Reported SSI	Predicted SSI	Number of Procedures	2017	Compared with 2015 National Baseline
Abdominal aortic aneurysm repair	0	0.0	3	Not enough procedures to calculate SIR	
Appendix surgery	0	0.4	139	0.00	⊖ Same
Bile duct, liver or pancreatic surgery	0	1.0	47	0.00	⊖ Same
Cardiac surgery	0	0.3	103	0.00	⊖ Same
Cesarean section	0	0.7	563	0.00	⊖ Same
Colon surgery	2	2.7	125	0.73	⊖ Same
Coronary bypass, chest and donor incisions	0	0.4	66	0.00	⊖ Same
Coronary bypass, chest incision only	1	0.0	10	Not enough procedures to calculate SIR	
Exploratory abdominal surgery (laparotomy)	0	0.8	191	0.00	⊖ Same
Gallbladder surgery	0	0.5	171	0.00	⊖ Same
Gastric surgery	0	0.9	106	0.00	⊖ Same
Hip prosthesis	0	0.9	194	0.00	⊖ Same
Hysterectomy, abdominal	1	0.6	101	1.69	⊖ Same
Hysterectomy, vaginal	0	0.2	39	Not enough procedures to calculate SIR	
Kidney surgery	0	0.1	15	Not enough procedures to calculate SIR	
Knee prosthesis	0	0.7	204	0.00	⊖ Same
Laminectomy	0	0.4	134	0.00	⊖ Same
Open reduction of fracture	2	0.7	135	2.96	⊖ Same
Ovarian surgery	1	0.0	61	Not enough procedures to calculate SIR	
Pacemaker surgery	0	0.2	124	0.00	⊖ Same
Rectal surgery	0	0.2	20	Not enough procedures to calculate SIR	
Small bowel surgery	1	1.8	92	0.56	⊖ Same
Spinal fusion	0	0.4	59	0.00	⊖ Same
Spleen surgery	0	0.0	9	Not enough procedures to calculate SIR	
Thoracic surgery	0	0.2	73	Not enough procedures to calculate SIR	

## Surgical Site Infection (SSI) - Pediatric

Procedure Type	Reported SSI	Predicted SSI	Number of Procedures	2017	Compared with 2015 National Baseline
Appendix surgery	0	0.1	18	Not enough procedures to calculate SIR	
Thoracic surgery	0	0.0	1	Not enough procedures to calculate SIR	

Data tables available from the California Health and Human Services Open Data Portal: <https://chhs.data.ca.gov/>

Information on interpreting this report: <https://www.cdph.ca.gov/Programs/CHCQ/HAI/Pages/AnnualHAIReports.aspx>