

Healthcare-Associated Infections Report, 2017

Kaiser Foundation Hospital, South San Francisco (South San Francisco)

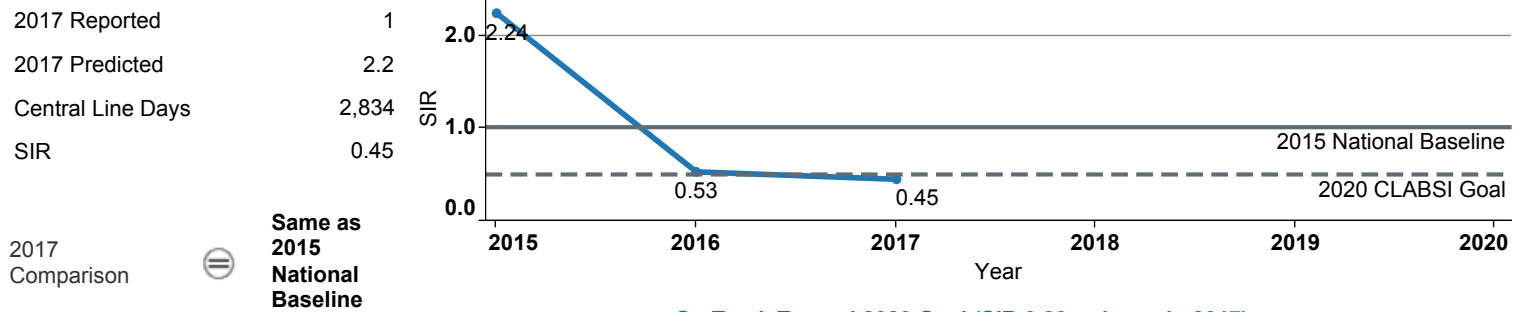


Hospital Characteristics

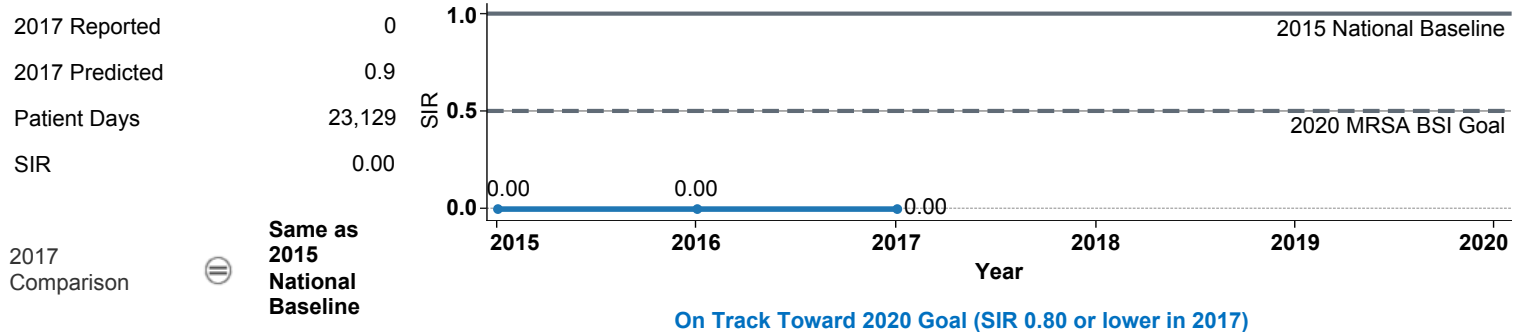
County	Medical School Affiliation	Hospital Type
San Mateo	Graduate	Community, < 125 beds

The **trend lines** show this hospital's healthcare-associated infection (HAI) incidence from 2015 to 2017, reported as standardized infection ratios (SIR) when possible. Each result is interpreted as the **Same**, **Better**, or **Worse** than the national or state comparison.

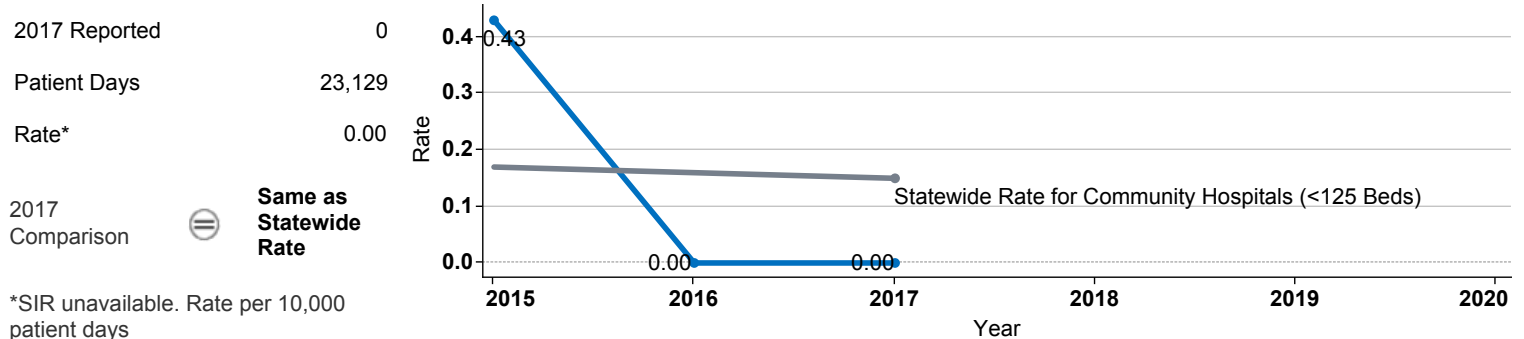
Central Line Associated Bloodstream Infection (CLABSI)



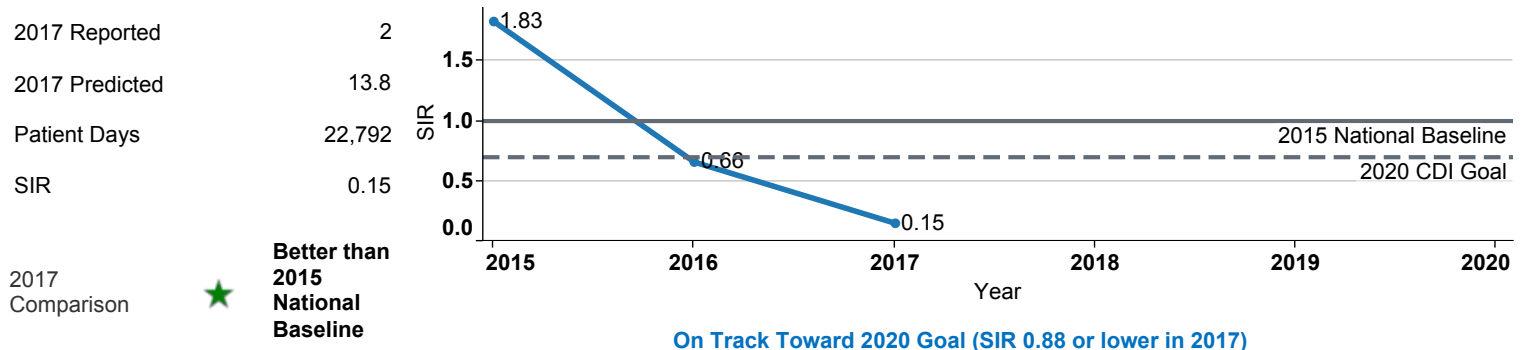
Methicillin-Resistant *Staphylococcus aureus* Bloodstream Infection (MRSA BSI)



Vancomycin-Resistant *Enterococcus* Bloodstream Infection (VRE BSI)



Clostridium difficile Infection (CDI)



Surgical Site Infection (SSI) - Adult

Procedure Type	Reported SSI	Predicted SSI	Number of Procedures	2017	Compared with 2015 National Baseline
Appendix surgery	0	0.3	106	0.00	⊖ Same
Bile duct, liver or pancreatic surgery	0	0.1	5	Not enough procedures to calculate SIR	
Colon surgery	2	1.7	80	1.15	⊖ Same
Exploratory abdominal surgery (laparotomy)	1	0.6	142	1.65	⊖ Same
Gallbladder surgery	5	0.5	174	9.36	✖ Worse
Gastric surgery	1	1.7	278	0.60	⊖ Same
Hip prosthesis	0	0.8	187	0.00	⊖ Same
Hysterectomy, abdominal	0	0.1	15	Not enough procedures to calculate SIR	
Hysterectomy, vaginal	0	0.1	19	Not enough procedures to calculate SIR	
Kidney surgery	0	0.0	9	Not enough procedures to calculate SIR	
Knee prosthesis	0	0.6	254	0.00	⊖ Same
Laminectomy	0	0.0	1	Not enough procedures to calculate SIR	
Open reduction of fracture	0	0.5	75	0.00	⊖ Same
Ovarian surgery	0	0.0	20	Not enough procedures to calculate SIR	
Pacemaker surgery	0	0.0	24	Not enough procedures to calculate SIR	
Rectal surgery	0	0.2	11	Not enough procedures to calculate SIR	
Small bowel surgery	1	1.8	92	0.56	⊖ Same
Thoracic surgery	0	0.0	20	Not enough procedures to calculate SIR	

Surgical Site Infection (SSI) - Pediatric

Procedure Type	Reported SSI	Predicted SSI	Number of Procedures	2017	Compared with 2015 National Baseline
Appendix surgery	0	0.0	6	Not enough procedures to calculate SIR	

Data tables available from the California Health and Human Services Open Data Portal: <https://chhs.data.ca.gov/>

Information on interpreting this report: <https://www.cdph.ca.gov/Programs/CHCQ/HAI/Pages/AnnualHAIReports.aspx>