

Healthcare-Associated Infections Report, 2017

Dameron Hospital (Stockton)

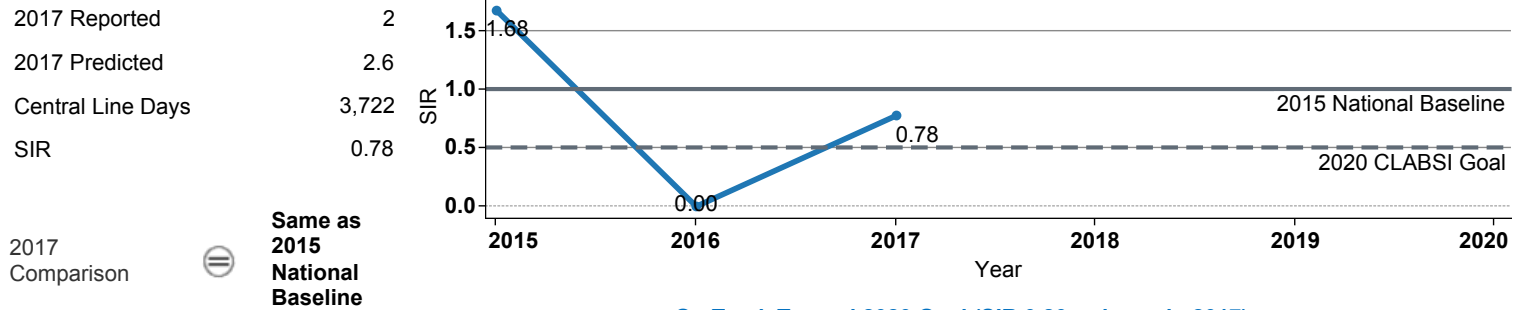


Hospital Characteristics

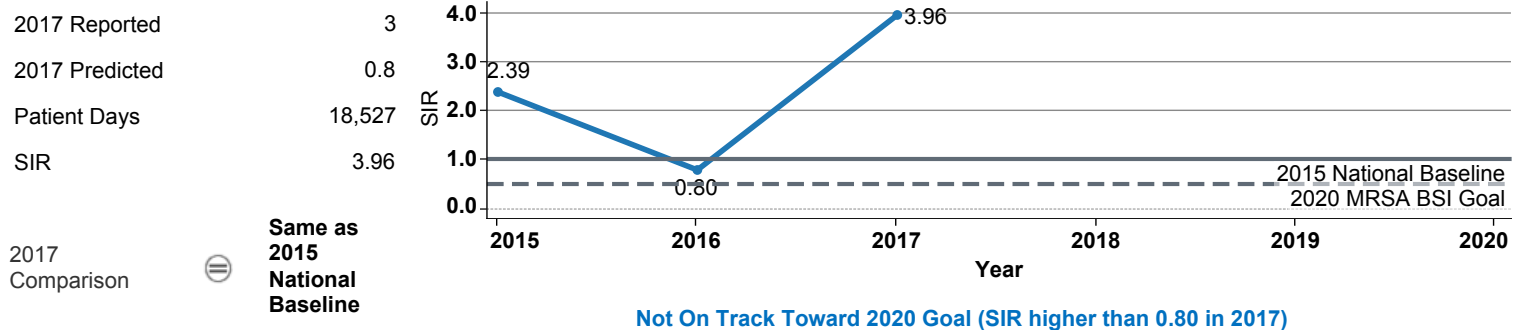
County	Medical School Affiliation	Hospital Type
San Joaquin	No	Community, 125 – 250 beds

The **trend lines** show this hospital's healthcare-associated infection (HAI) incidence from 2015 to 2017, reported as standardized infection ratios (SIR) when possible. Each result is interpreted as the **Same**, **Better**, or **Worse** than the national or state comparison.

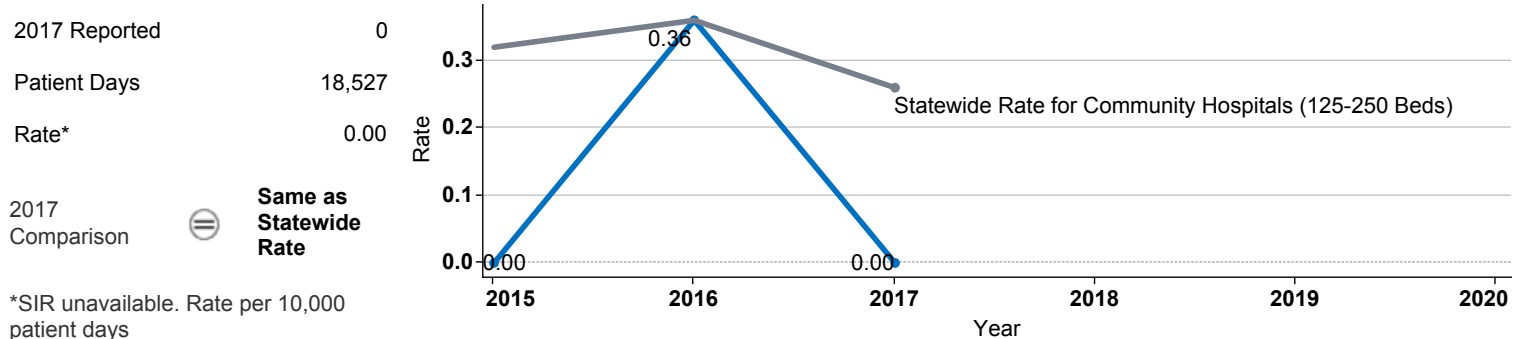
Central Line Associated Bloodstream Infection (CLABSI)



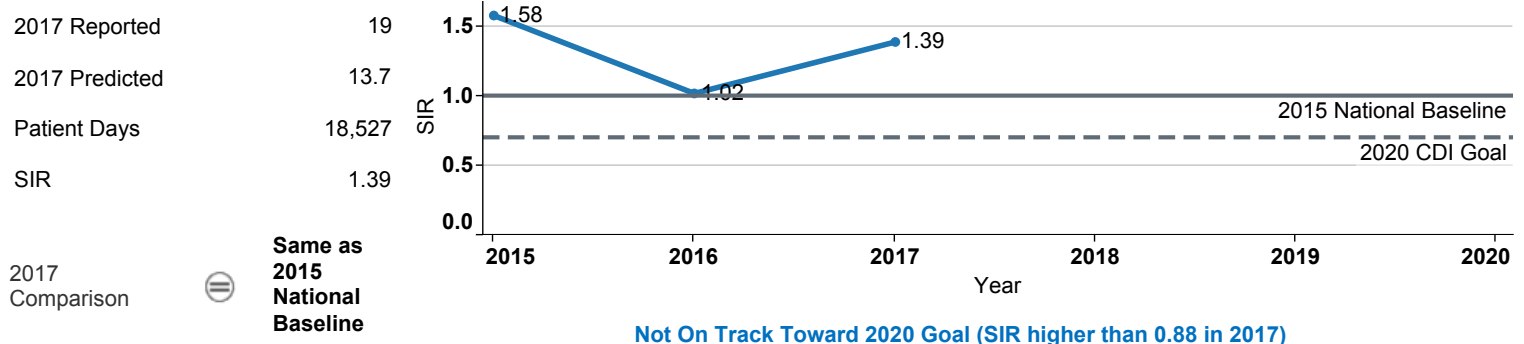
Methicillin-Resistant *Staphylococcus aureus* Bloodstream Infection (MRSA BSI)



Vancomycin-Resistant *Enterococcus* Bloodstream Infection (VRE BSI)



Clostridium difficile Infection (CDI)



Surgical Site Infection (SSI) - Adult

Procedure Type	Reported SSI	Predicted SSI	Number of Procedures	2017	Compared with 2015 National Baseline
Appendix surgery	0	0.1	54	Not enough procedures to calculate SIR	
Bile duct, liver or pancreatic surgery	0	0.1	6	Not enough procedures to calculate SIR	
Cardiac surgery	0	0.0	12	Not enough procedures to calculate SIR	
Colon surgery	1	0.6	23	1.58	⊖ Same
Coronary bypass, chest and donor incisions	0	0.2	33	0.00	⊖ Same
Coronary bypass, chest incision only	0	0.0	1	Not enough procedures to calculate SIR	
Exploratory abdominal surgery (laparotomy)	0	0.3	97	0.00	⊖ Same
Gallbladder surgery	0	0.2	116	0.00	⊖ Same
Gastric surgery	0	0.5	136	0.00	⊖ Same
Hip prosthesis	2	0.9	140	2.19	⊖ Same
Hysterectomy, abdominal	0	0.1	14	Not enough procedures to calculate SIR	
Hysterectomy, vaginal	0	0.0	2	Not enough procedures to calculate SIR	
Kidney surgery	0	0.0	1	Not enough procedures to calculate SIR	
Knee prosthesis	2	1.1	292	1.85	⊖ Same
Laminectomy	0	0.3	73	0.00	⊖ Same
Open reduction of fracture	1	0.7	94	1.53	⊖ Same
Ovarian surgery	0	0.0	19	Not enough procedures to calculate SIR	
Pacemaker surgery	0	0.2	129	0.00	⊖ Same
Small bowel surgery	0	2.3	112	0.00	⊖ Same
Spinal fusion	0	0.2	62	Not enough procedures to calculate SIR	
Thoracic surgery	0	0.0	16	Not enough procedures to calculate SIR	

Surgical Site Infection (SSI) - Pediatric

Procedure Type	Reported SSI	Predicted SSI	Number of Procedures	2017	Compared with 2015 National Baseline
Appendix surgery	0	0.0	7	Not enough procedures to calculate SIR	
Open reduction of fracture	0	0.0	1	Not enough procedures to calculate SIR	

Data tables available from the California Health and Human Services Open Data Portal: <https://chhs.data.ca.gov/>

Information on interpreting this report: <https://www.cdph.ca.gov/Programs/CHCQ/HAI/Pages/AnnualHAIReports.aspx>