

Healthcare-Associated Infections Report, 2017

Zuckerberg San Francisco General Hospital and Trauma Center (San Francisco)

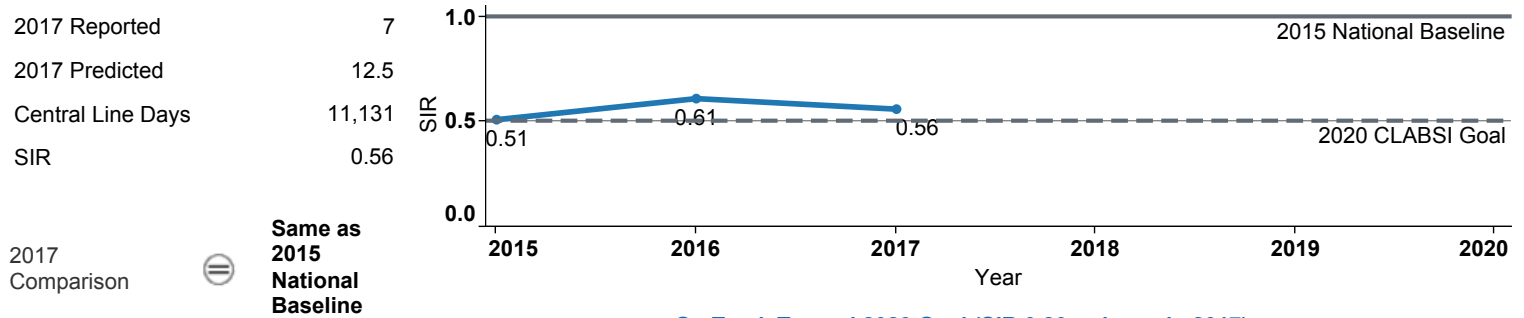


Hospital Characteristics

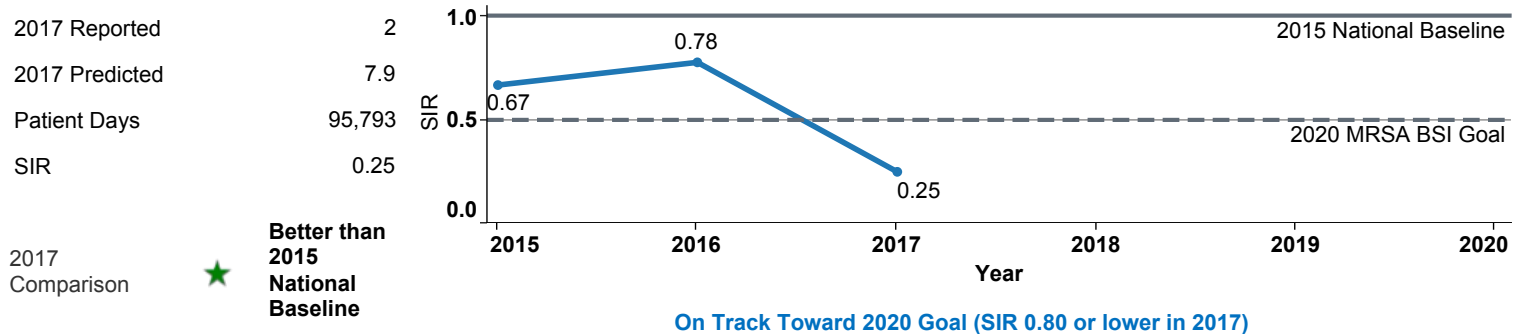
County	Medical School Affiliation	Hospital Type
San Francisco	Major	Major Teaching

The **trend lines** show this hospital's healthcare-associated infection (HAI) incidence from 2015 to 2017, reported as standardized infection ratios (SIR) when possible. Each result is interpreted as the **Same**, **Better**, or **Worse** than the national or state comparison.

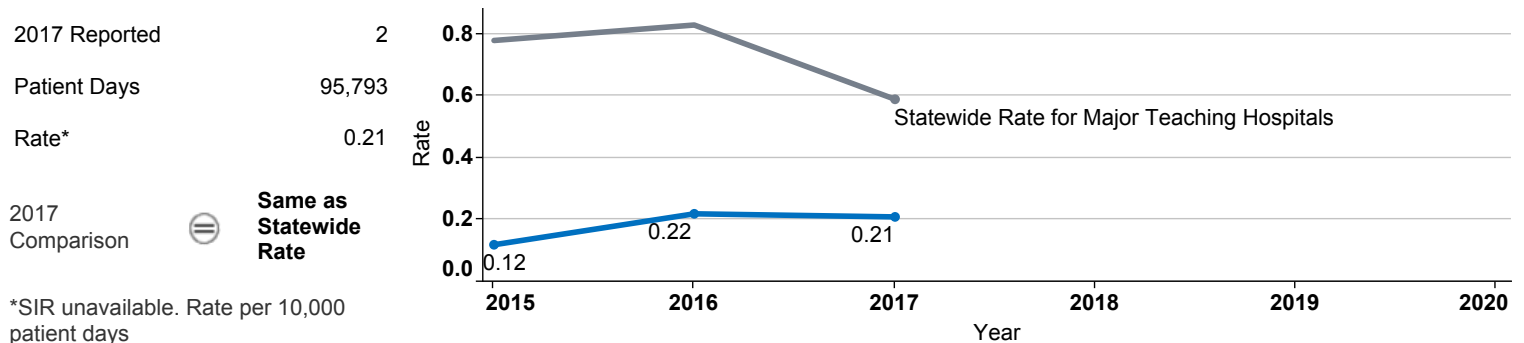
Central Line Associated Bloodstream Infection (CLABSI)



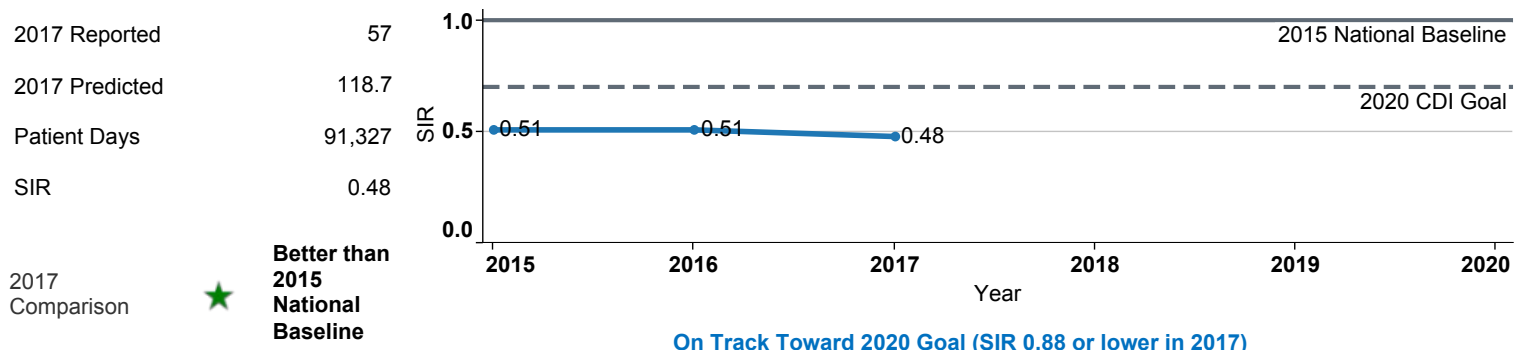
Methicillin-Resistant *Staphylococcus aureus* Bloodstream Infection (MRSA BSI)



Vancomycin-Resistant *Enterococcus* Bloodstream Infection (VRE BSI)



Clostridium difficile Infection (CDI)



Surgical Site Infection (SSI) - Adult

Procedure Type	Reported SSI	Predicted SSI	Number of Procedures	2017	Compared with 2015 National Baseline
Appendix surgery	0	0.1	29	Not enough procedures to calculate SIR	
Bile duct, liver or pancreatic surgery	0	0.6	33	0.00	⊖ Same
Cardiac surgery	0	0.1	7	Not enough procedures to calculate SIR	
Cesarean section	1	1.5	207	0.66	⊖ Same
Colon surgery	8	3.1	93	2.57	✖ Worse
Exploratory abdominal surgery (laparotomy)	1	1.3	163	0.80	⊖ Same
Gallbladder surgery	0	0.4	77	0.00	⊖ Same
Gastric surgery	0	0.4	14	0.00	⊖ Same
Hip prosthesis	0	0.5	84	0.00	⊖ Same
Hysterectomy, abdominal	0	0.3	29	0.00	⊖ Same
Hysterectomy, vaginal	1	0.1	19	Not enough procedures to calculate SIR	
Kidney surgery	0	0.1	18	Not enough procedures to calculate SIR	
Knee prosthesis	0	0.3	69	0.00	⊖ Same
Laminectomy	0	0.1	53	Not enough procedures to calculate SIR	
Open reduction of fracture	1	2.6	241	0.38	⊖ Same
Ovarian surgery	0	0.0	28	Not enough procedures to calculate SIR	
Pacemaker surgery	0	0.0	2	Not enough procedures to calculate SIR	
Rectal surgery	0	0.2	15	Not enough procedures to calculate SIR	
Small bowel surgery	1	1.4	68	0.70	⊖ Same
Spinal fusion	4	1.2	100	3.29	✖ Worse
Spleen surgery	0	0.1	11	Not enough procedures to calculate SIR	
Thoracic surgery	0	0.2	37	0.00	⊖ Same

Surgical Site Infection (SSI) - Pediatric

Procedure Type	Reported SSI	Predicted SSI	Number of Procedures	2017	Compared with 2015 National Baseline
Appendix surgery	0	0.0	7	Not enough procedures to calculate SIR	
Bile duct, liver or pancreatic surgery	0	0.2	1	Not enough procedures to calculate SIR	
Cardiac surgery	0	0.0	1	Not enough procedures to calculate SIR	
Exploratory abdominal surgery (laparotomy)	0	0.0	2	Not enough procedures to calculate SIR	
Gallbladder surgery	0	0.0	3	Not enough procedures to calculate SIR	
Laminectomy	0	0.0	1	Not enough procedures to calculate SIR	
Open reduction of fracture	0	0.0	4	Not enough procedures to calculate SIR	
Small bowel surgery	0	0.0	1	Not enough procedures to calculate SIR	
Spinal fusion	0	0.0	1	Not enough procedures to calculate SIR	
Thoracic surgery	0	0.0	1	Not enough procedures to calculate SIR	

Data tables available from the California Health and Human Services Open Data Portal: <https://chhs.data.ca.gov/>

Information on interpreting this report: <https://www.cdph.ca.gov/Programs/CHCQ/HAI/Pages/AnnualHAIReports.aspx>