

# Healthcare-Associated Infections Report, 2017

## UCSF Medical Center at Mission Bay (San Francisco)

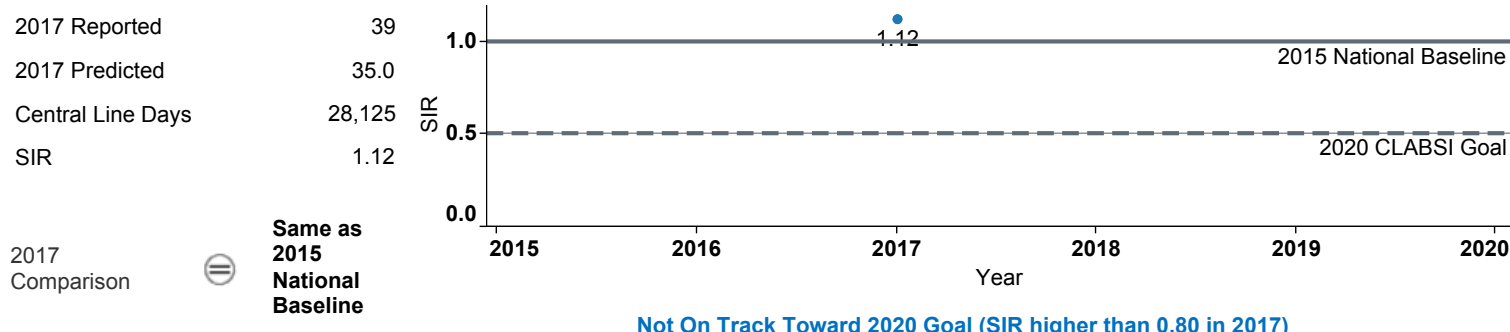


### Hospital Characteristics

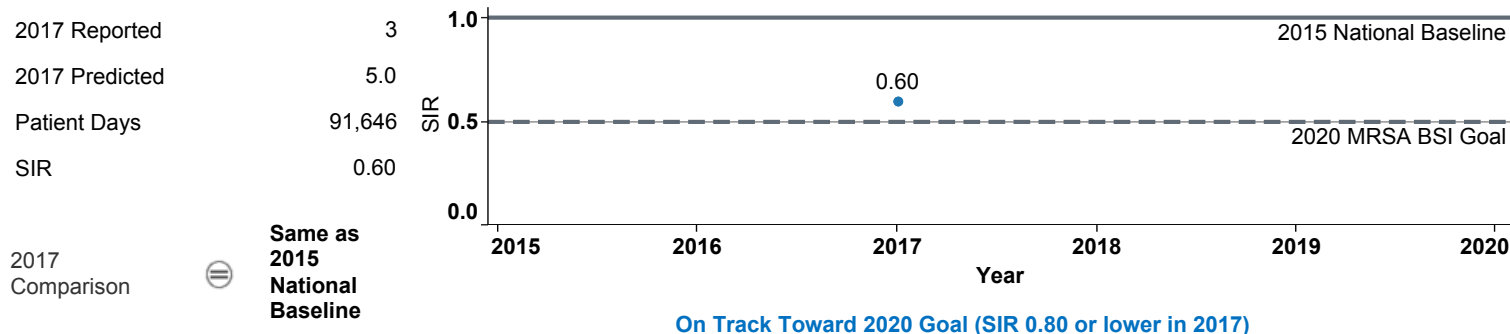
County	Medical School Affiliation	Hospital Type
San Francisco	Major	Major Teaching

The **trend lines** show this hospital's healthcare-associated infection (HAI) incidence from 2015 to 2017, reported as standardized infection ratios (SIR) when possible. Each result is interpreted as the **Same**, **Better**, or **Worse** than the national or state comparison.

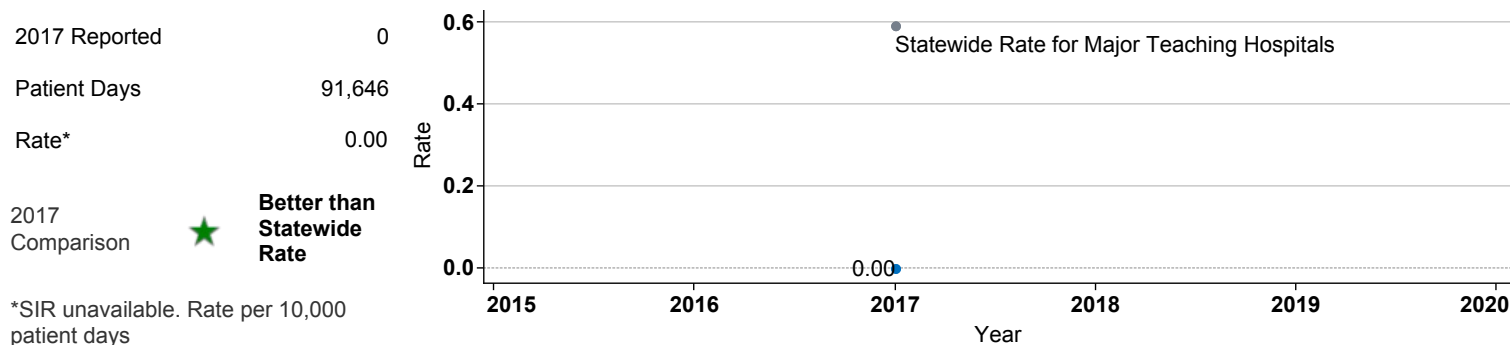
### Central Line Associated Bloodstream Infection (CLABSI)



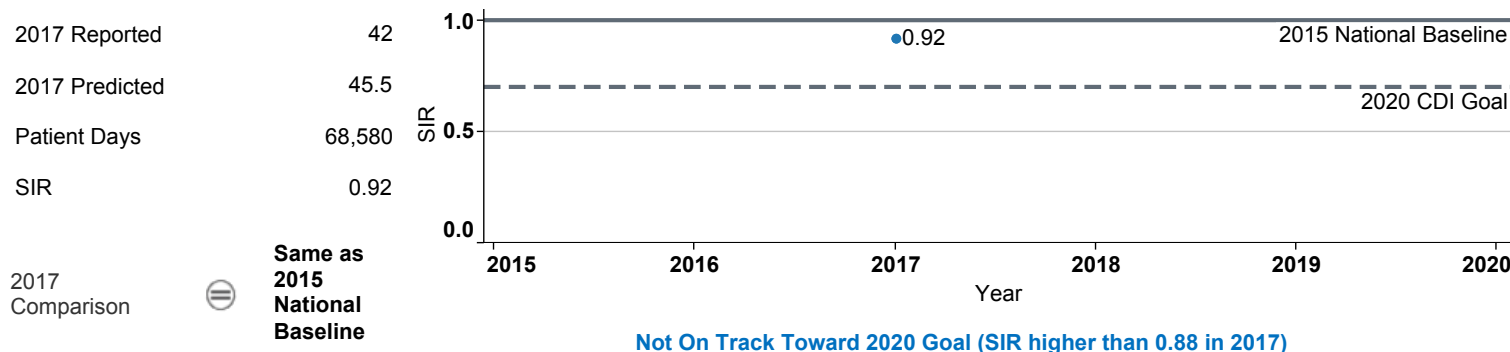
### Methicillin-Resistant *Staphylococcus aureus* Bloodstream Infection (MRSA BSI)



### Vancomycin-Resistant *Enterococcus* Bloodstream Infection (VRE BSI)



### *Clostridium difficile* Infection (CDI)



## Surgical Site Infection (SSI) - Adult

Procedure Type	Reported SSI	Predicted SSI	Number of Procedures	2017	Compared with 2015 National Baseline
Appendix surgery	0	0.1	26	Not enough procedures to calculate SIR	
Bile duct, liver or pancreatic surgery	9	5.4	182	1.68	⊖ Same
Cardiac surgery	0	0.1	27	Not enough procedures to calculate SIR	
Cesarean section	2	1.4	758	1.40	⊖ Same
Colon surgery	12	10.9	360	1.10	⊖ Same
Exploratory abdominal surgery (laparotomy)	0	2.2	418	0.00	⊖ Same
Gallbladder surgery	1	1.1	114	0.91	⊖ Same
Gastric surgery	0	0.9	43	0.00	⊖ Same
Hip prosthesis	0	0.1	8	Not enough procedures to calculate SIR	
Hysterectomy, abdominal	2	3.2	292	0.63	⊖ Same
Hysterectomy, vaginal	1	0.6	85	1.59	⊖ Same
Kidney surgery	0	0.6	190	0.00	⊖ Same
Kidney transplant	0	0.0	7	Not enough procedures to calculate SIR	
Knee prosthesis	0	0.0	3	Not enough procedures to calculate SIR	
Laminectomy	0	0.0	1	Not enough procedures to calculate SIR	
Liver transplant	0	0.1	1	Not enough procedures to calculate SIR	
Open reduction of fracture	0	0.1	14	Not enough procedures to calculate SIR	
Ovarian surgery	1	0.3	469	2.98	⊖ Same
Pacemaker surgery	0	0.0	2	Not enough procedures to calculate SIR	
Rectal surgery	2	1.6	152	1.29	⊖ Same
Small bowel surgery	5	7.5	349	0.66	⊖ Same
Spinal fusion	0	0.0	4	Not enough procedures to calculate SIR	
Spleen surgery	0	0.1	27	Not enough procedures to calculate SIR	
Thoracic surgery	0	0.2	26	0.00	⊖ Same

## Surgical Site Infection (SSI) - Pediatric

Procedure Type	Reported SSI	Predicted SSI	Number of Procedures	2017	Compared with 2015 National Baseline
Appendix surgery	0	0.3	63	Not enough procedures to calculate SIR	
Bile duct, liver or pancreatic surgery	0	0.2	27	Not enough procedures to calculate SIR	
Cardiac surgery	0	2.8	277	0.00	⊖ Same
Colon surgery	2	1.0	44	Not enough procedures to calculate SIR	
Exploratory abdominal surgery (laparotomy)	0	0.3	92	Not enough procedures to calculate SIR	
Gallbladder surgery	0	0.0	24	Not enough procedures to calculate SIR	
Hip prosthesis	0	0.0	2	Not enough procedures to calculate SIR	
Kidney transplant	0	0.1	11	Not enough procedures to calculate SIR	
Laminectomy	0	0.1	22	Not enough procedures to calculate SIR	
Liver transplant	0	0.3	5	Not enough procedures to calculate SIR	
Open reduction of fracture	0	0.2	39	Not enough procedures to calculate SIR	
Rectal surgery	0	0.0	10	Not enough procedures to calculate SIR	
Small bowel surgery	0	0.7	49	Not enough procedures to calculate SIR	
Spinal fusion	0	0.3	49	Not enough procedures to calculate SIR	
Thoracic surgery	0	0.1	84	Not enough procedures to calculate SIR	

Data tables available from the California Health and Human Services Open Data Portal: <https://chhs.data.ca.gov/>

Information on interpreting this report: <https://www.cdph.ca.gov/Programs/CHCQ/HAI/Pages/AnnualHAIReports.aspx>