

# Healthcare-Associated Infections Report, 2017

## Saint Francis Memorial Hospital (San Francisco)

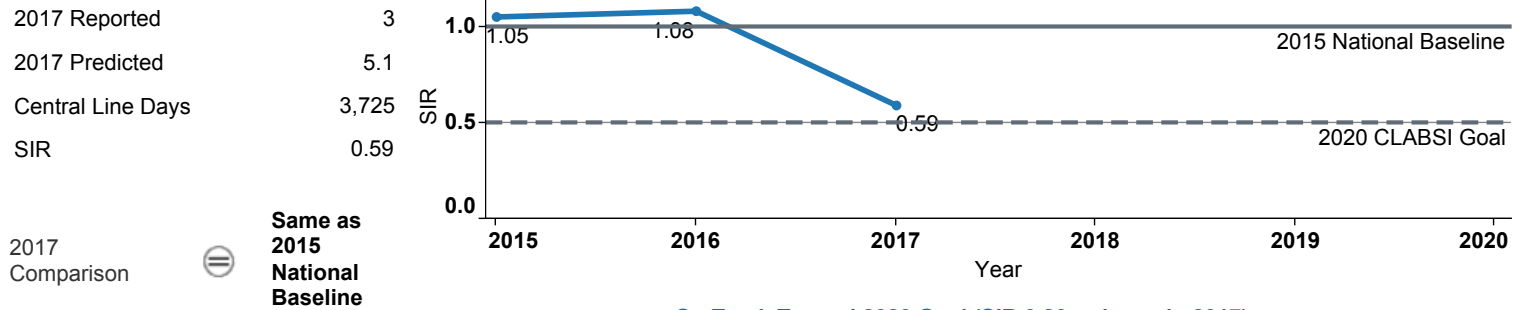


### Hospital Characteristics

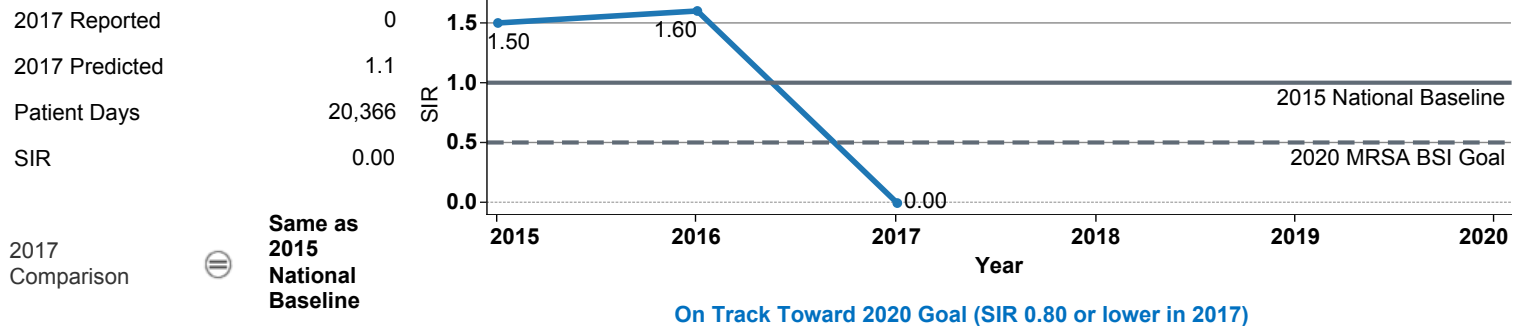
|               |                            |                           |
|---------------|----------------------------|---------------------------|
| County        | Medical School Affiliation | Hospital Type             |
| San Francisco | No                         | Community, 125 – 250 beds |

The **trend lines** show this hospital's healthcare-associated infection (HAI) incidence from 2015 to 2017, reported as standardized infection ratios (SIR) when possible. Each result is interpreted as the **Same**, **Better**, or **Worse** than the national or state comparison.

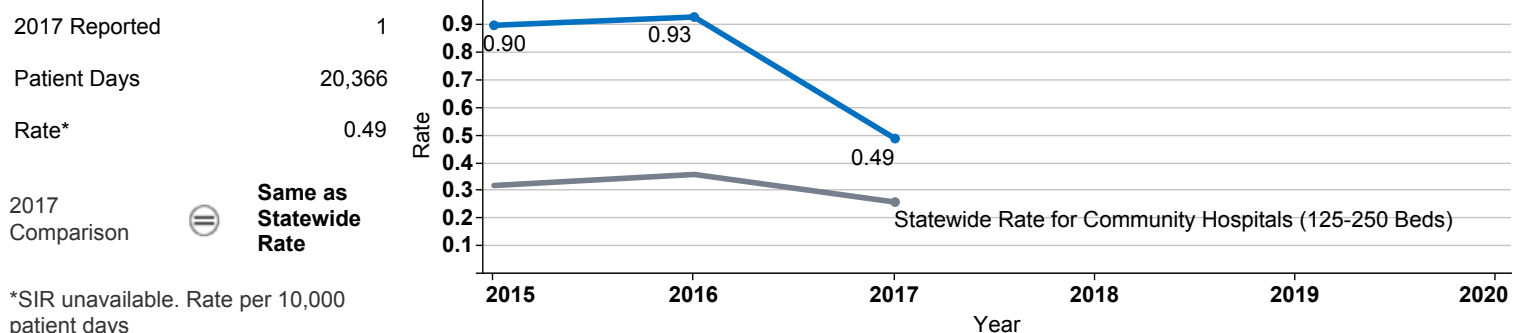
### Central Line Associated Bloodstream Infection (CLABSI)



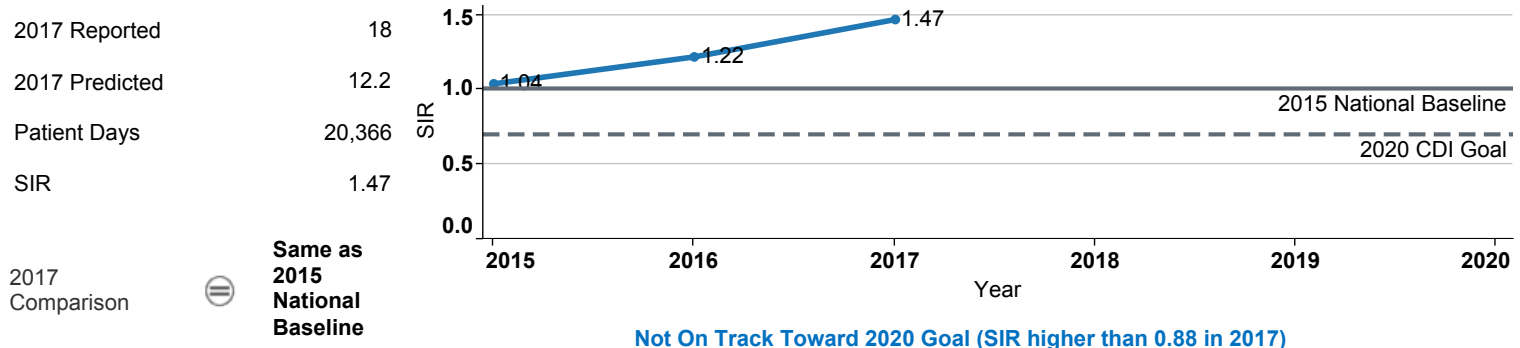
### Methicillin-Resistant *Staphylococcus aureus* Bloodstream Infection (MRSA BSI)



### Vancomycin-Resistant *Enterococcus* Bloodstream Infection (VRE BSI)



### *Clostridium difficile* Infection (CDI)



## Surgical Site Infection (SSI) - Adult

| Procedure Type                             | Reported SSI | Predicted SSI | Number of Procedures | 2017                                   | Compared with 2015 National Baseline |
|--|--------------|---------------|----------------------|--|--------------------------------------|
| Abdominal aortic aneurysm repair           | 0            | 0.0           | 1                    | Not enough procedures to calculate SIR |                                      |
| Appendix surgery                           | 0            | 0.1           | 47                   | Not enough procedures to calculate SIR |                                      |
| Bile duct, liver or pancreatic surgery     | 0            | 0.1           | 2                    | Not enough procedures to calculate SIR |                                      |
| Colon surgery                              | 0            | 0.3           | 16                   | 0.00                                   | ⊖ Same                               |
| Exploratory abdominal surgery (laparotomy) | 0            | 0.2           | 37                   | 0.00                                   | ⊖ Same                               |
| Gallbladder surgery                        | 0            | 0.1           | 46                   | Not enough procedures to calculate SIR |                                      |
| Gastric surgery                            | 0            | 0.1           | 6                    | Not enough procedures to calculate SIR |                                      |
| Hip prosthesis                             | 0            | 0.8           | 325                  | 0.00                                   | ⊖ Same                               |
| Hysterectomy, abdominal                    | 0            | 0.1           | 16                   | Not enough procedures to calculate SIR |                                      |
| Hysterectomy, vaginal                      | 0            | 0.0           | 2                    | Not enough procedures to calculate SIR |                                      |
| Kidney surgery                             | 0            | 0.0           | 4                    | Not enough procedures to calculate SIR |                                      |
| Knee prosthesis                            | 0            | 0.3           | 95                   | 0.00                                   | ⊖ Same                               |
| Laminectomy                                | 0            | 0.1           | 52                   | Not enough procedures to calculate SIR |                                      |
| Open reduction of fracture                 | 1            | 0.4           | 79                   | 2.38                                   | ⊖ Same                               |
| Ovarian surgery                            | 0            | 0.0           | 17                   | Not enough procedures to calculate SIR |                                      |
| Pacemaker surgery                          | 0            | 0.0           | 2                    | Not enough procedures to calculate SIR |                                      |
| Rectal surgery                             | 0            | 0.0           | 1                    | Not enough procedures to calculate SIR |                                      |
| Small bowel surgery                        | 0            | 0.3           | 17                   | 0.00                                   | ⊖ Same                               |
| Spinal fusion                              | 0            | 0.2           | 54                   | Not enough procedures to calculate SIR |                                      |
| Thoracic surgery                           | 0            | 0.0           | 5                    | Not enough procedures to calculate SIR |                                      |

## Surgical Site Infection (SSI) - Pediatric

This hospital did not report pediatric surgical procedures in 2017.

Data tables available from the California Health and Human Services Open Data Portal: <https://chhs.data.ca.gov/>

Information on interpreting this report: <https://www.cdph.ca.gov/Programs/CHCQ/HAI/Pages/AnnualHAIReports.aspx>