

# Healthcare-Associated Infections Report, 2017

Kaiser Foundation Hospital, San Francisco (San Francisco)

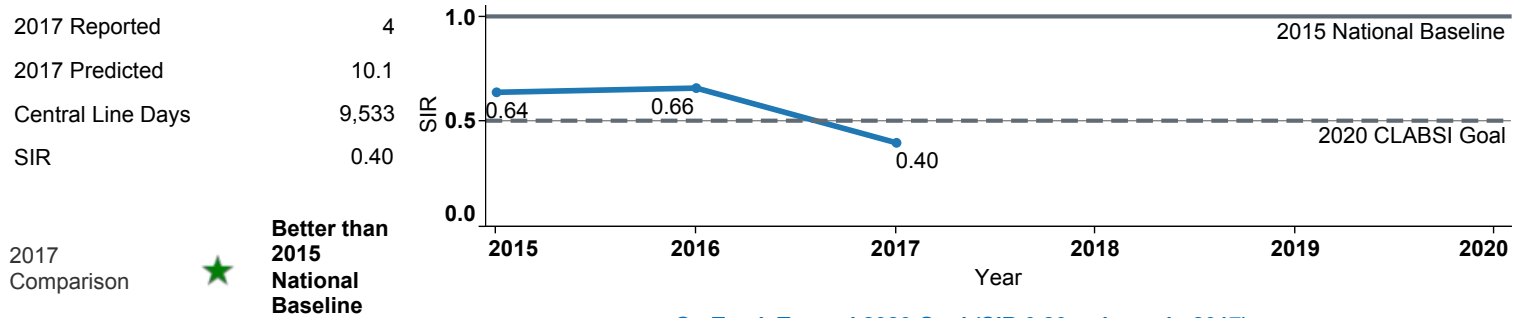


## Hospital Characteristics

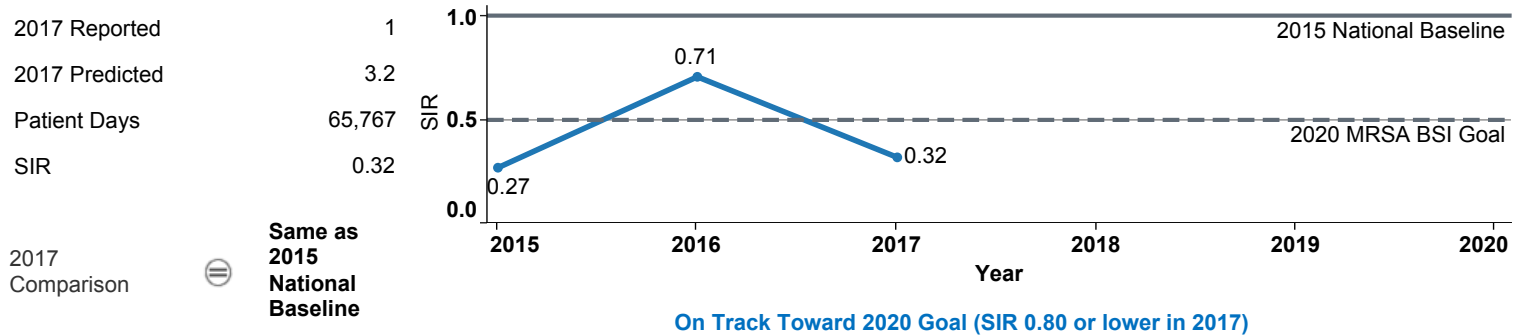
County	Medical School Affiliation	Hospital Type
San Francisco	Major	Major Teaching

The **trend lines** show this hospital's healthcare-associated infection (HAI) incidence from 2015 to 2017, reported as standardized infection ratios (SIR) when possible. Each result is interpreted as the Same, Better, or Worse than the national or state comparison.

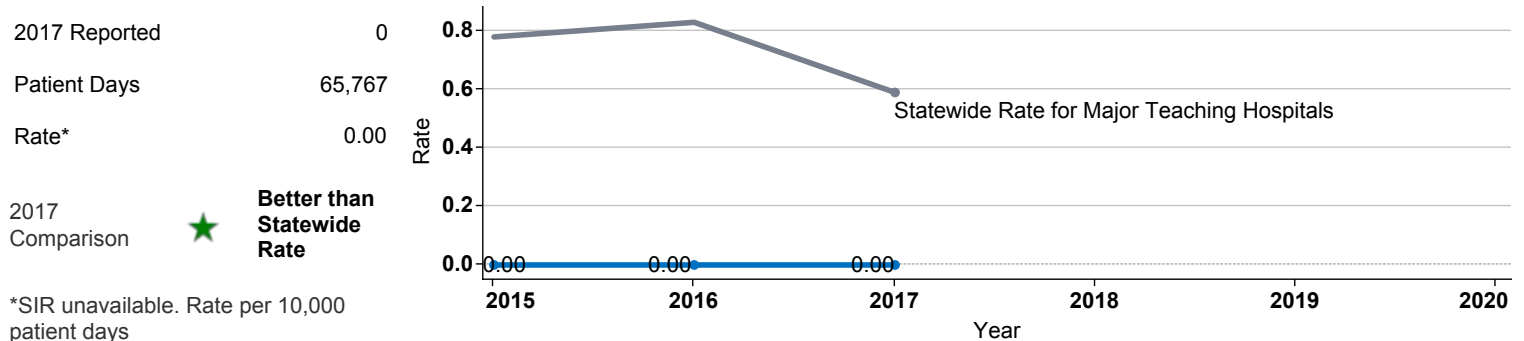
## Central Line Associated Bloodstream Infection (CLABSI)



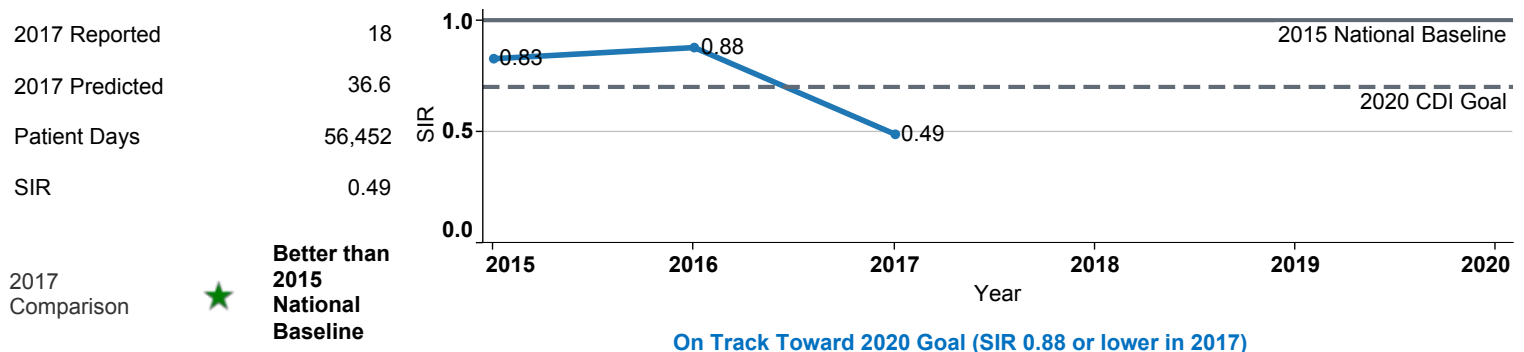
## Methicillin-Resistant *Staphylococcus aureus* Bloodstream Infection (MRSA BSI)



## Vancomycin-Resistant *Enterococcus* Bloodstream Infection (VRE BSI)



## *Clostridium difficile* Infection (CDI)



## Surgical Site Infection (SSI) - Adult

Procedure Type	Reported SSI	Predicted SSI	Number of Procedures	2017	Compared with 2015 National Baseline
Abdominal aortic aneurysm repair	0	0.1	11	Not enough procedures to calculate SIR	
Appendix surgery	1	0.6	160	1.77	⊖ Same
Bile duct, liver or pancreatic surgery	1	4.1	103	0.25	⊖ Same
Cardiac surgery	2	1.4	408	1.47	⊖ Same
Cesarean section	2	1.3	687	1.52	⊖ Same
Colon surgery	3	4.7	165	0.64	⊖ Same
Coronary bypass, chest and donor incisions	3	2.2	405	1.36	⊖ Same
Coronary bypass, chest incision only	1	0.2	38	Not enough procedures to calculate SIR	
Exploratory abdominal surgery (laparotomy)	0	0.9	175	0.00	⊖ Same
Gallbladder surgery	0	0.7	150	0.00	⊖ Same
Gastric surgery	0	1.8	33	0.00	⊖ Same
Hip prosthesis	1	0.8	164	1.23	⊖ Same
Hysterectomy, abdominal	1	1.5	177	0.66	⊖ Same
Hysterectomy, vaginal	0	0.1	13	Not enough procedures to calculate SIR	
Kidney surgery	0	0.2	67	0.00	⊖ Same
Kidney transplant	0	0.1	1	Not enough procedures to calculate SIR	
Knee prosthesis	1	1.0	221	1.00	⊖ Same
Open reduction of fracture	0	0.3	71	0.00	⊖ Same
Ovarian surgery	1	0.1	214	Not enough procedures to calculate SIR	
Pacemaker surgery	0	0.0	13	Not enough procedures to calculate SIR	
Rectal surgery	0	0.9	95	0.00	⊖ Same
Small bowel surgery	1	3.5	164	0.29	⊖ Same
Spleen surgery	0	0.1	16	Not enough procedures to calculate SIR	
Thoracic surgery	0	0.1	18	Not enough procedures to calculate SIR	

## Surgical Site Infection (SSI) - Pediatric

Procedure Type	Reported SSI	Predicted SSI	Number of Procedures	2017	Compared with 2015 National Baseline
Appendix surgery	0	0.1	25	Not enough procedures to calculate SIR	
Cesarean section	0	0.0	1	Not enough procedures to calculate SIR	
Exploratory abdominal surgery (laparotomy)	0	0.0	3	Not enough procedures to calculate SIR	
Open reduction of fracture	0	0.0	2	Not enough procedures to calculate SIR	
Small bowel surgery	0	0.0	2	Not enough procedures to calculate SIR	
Thoracic surgery	0	0.0	3	Not enough procedures to calculate SIR	

Data tables available from the California Health and Human Services Open Data Portal: <https://chhs.data.ca.gov/>

Information on interpreting this report: <https://www.cdph.ca.gov/Programs/CHCQ/HAI/Pages/AnnualHAIReports.aspx>