

Healthcare-Associated Infections Report, 2017

Sharp Chula Vista Medical Center (Chula Vista)

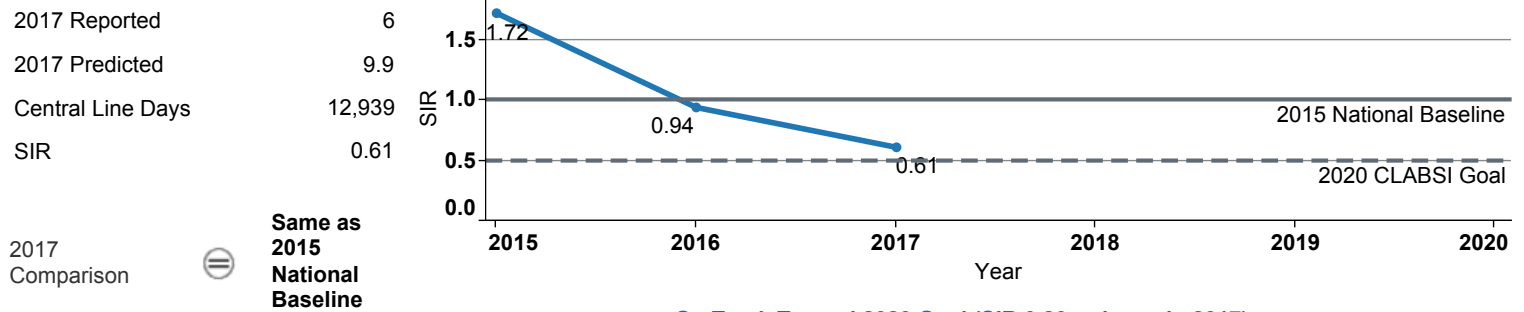


Hospital Characteristics

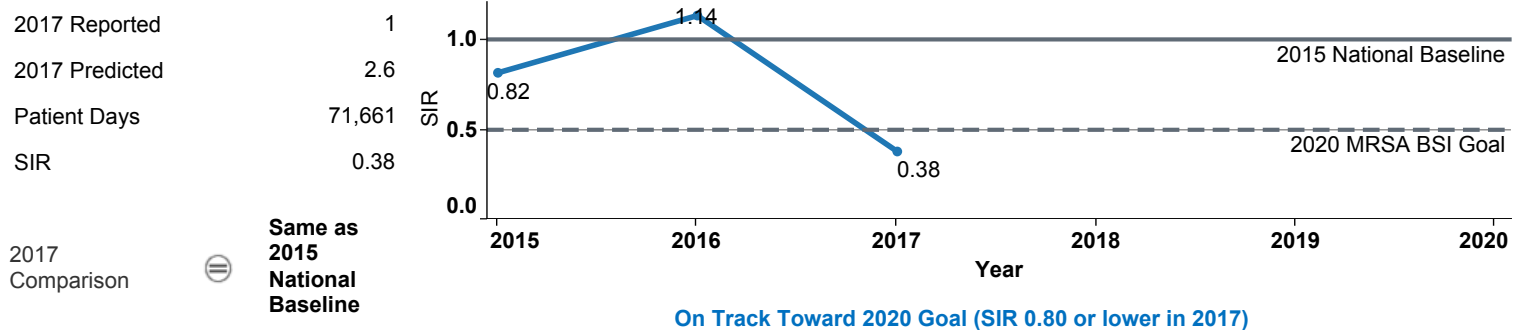
County	Medical School Affiliation	Hospital Type
San Diego	No	Community, 125 – 250 beds

The **trend lines** show this hospital's healthcare-associated infection (HAI) incidence from 2015 to 2017, reported as standardized infection ratios (SIR) when possible. Each result is interpreted as the **Same**, **Better**, or **Worse** than the national or state comparison.

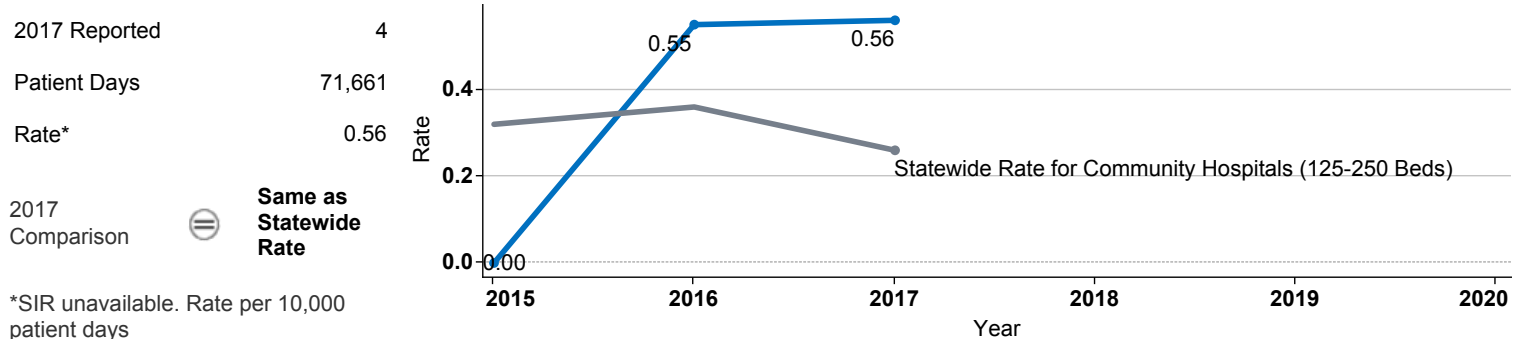
Central Line Associated Bloodstream Infection (CLABSI)



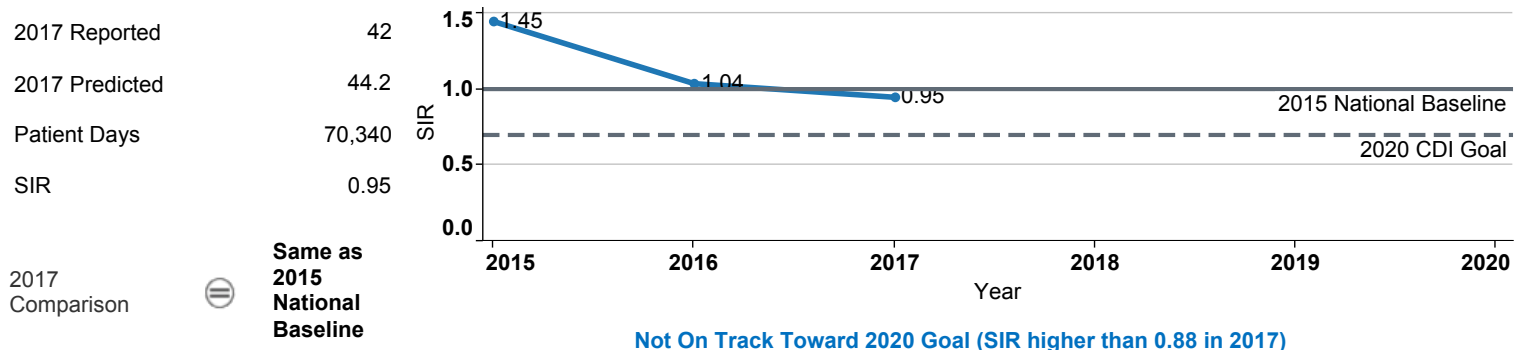
Methicillin-Resistant *Staphylococcus aureus* Bloodstream Infection (MRSA BSI)



Vancomycin-Resistant *Enterococcus* Bloodstream Infection (VRE BSI)



Clostridium difficile Infection (CDI)



Surgical Site Infection (SSI) - Adult

Procedure Type	Reported SSI	Predicted SSI	Number of Procedures	2017	Compared with 2015 National Baseline
Abdominal aortic aneurysm repair	0	0.0	1	Not enough procedures to calculate SIR	
Appendix surgery	1	0.5	169	1.91	⊖ Same
Bile duct, liver or pancreatic surgery	0	0.2	14	Not enough procedures to calculate SIR	
Cardiac surgery	1	0.3	91	2.98	⊖ Same
Cesarean section	2	0.7	922	2.87	⊖ Same
Colon surgery	3	3.5	148	0.86	⊖ Same
Coronary bypass, chest and donor incisions	0	0.5	81	0.00	⊖ Same
Coronary bypass, chest incision only	0	0.0	4	Not enough procedures to calculate SIR	
Exploratory abdominal surgery (laparotomy)	0	1.1	204	0.00	⊖ Same
Gallbladder surgery	0	1.0	326	0.00	⊖ Same
Gastric surgery	1	0.6	41	1.54	⊖ Same
Hip prosthesis	0	0.4	59	0.00	⊖ Same
Hysterectomy, abdominal	2	1.1	170	1.82	⊖ Same
Hysterectomy, vaginal	1	0.3	69	3.45	⊖ Same
Knee prosthesis	0	0.1	31	Not enough procedures to calculate SIR	
Laminectomy	0	0.3	80	0.00	⊖ Same
Open reduction of fracture	0	0.5	91	0.00	⊖ Same
Ovarian surgery	0	0.1	119	Not enough procedures to calculate SIR	
Rectal surgery	0	0.3	26	0.00	⊖ Same
Small bowel surgery	2	1.7	91	1.18	⊖ Same
Spinal fusion	1	0.4	57	2.81	⊖ Same
Spleen surgery	0	0.1	9	Not enough procedures to calculate SIR	
Thoracic surgery	0	0.2	83	0.00	⊖ Same

Surgical Site Infection (SSI) - Pediatric

Procedure Type	Reported SSI	Predicted SSI	Number of Procedures	2017	Compared with 2015 National Baseline
Cesarean section	0	0.0	6	Not enough procedures to calculate SIR	

Data tables available from the California Health and Human Services Open Data Portal: <https://chhs.data.ca.gov/>

Information on interpreting this report: <https://www.cdph.ca.gov/Programs/CHCQ/HAI/Pages/AnnualHAIReports.aspx>