

Healthcare-Associated Infections Report, 2017  
Scripps Memorial Hospital, Encinitas (Encinitas)

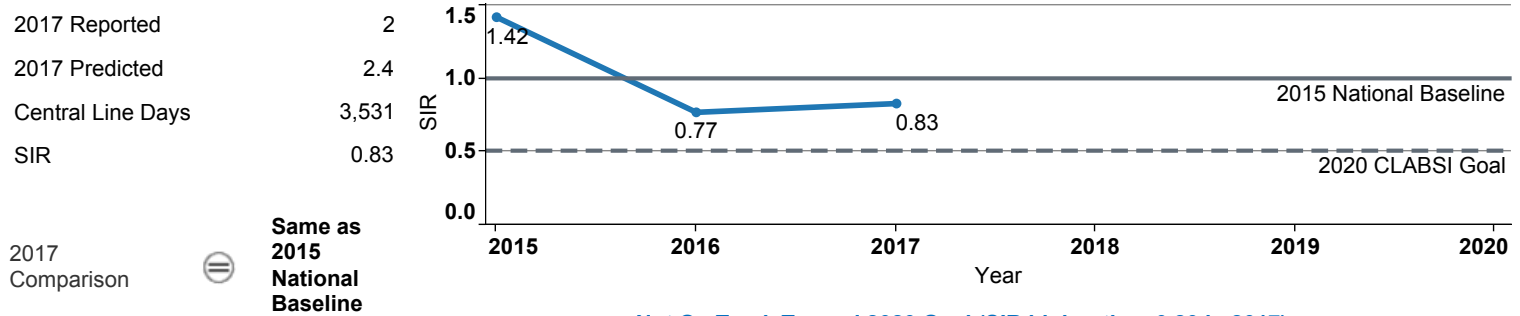


### Hospital Characteristics

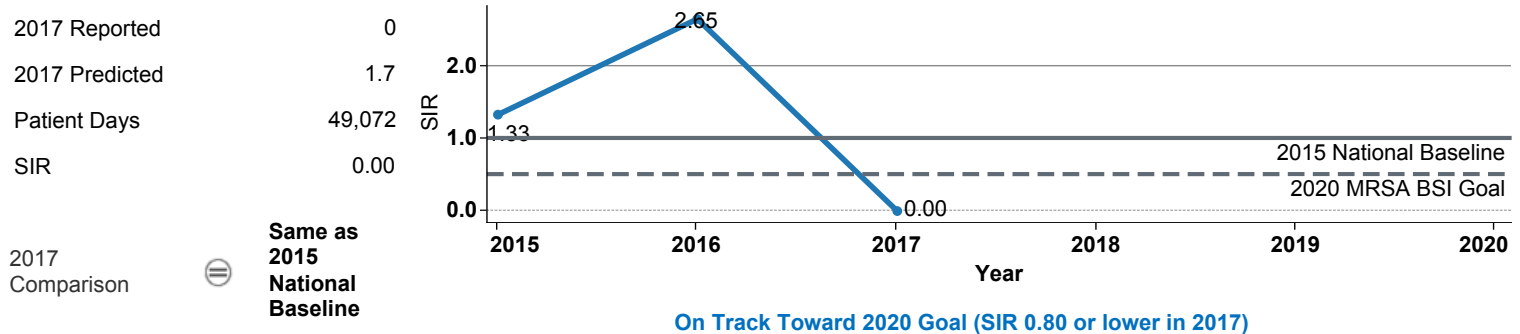
County	Medical School Affiliation	Hospital Type
San Diego	No	Community, 125 – 250 beds

The **trend lines** show this hospital's healthcare-associated infection (HAI) incidence from 2015 to 2017, reported as standardized infection ratios (SIR) when possible. Each result is interpreted as the **Same**, **Better**, or **Worse** than the national or state comparison.

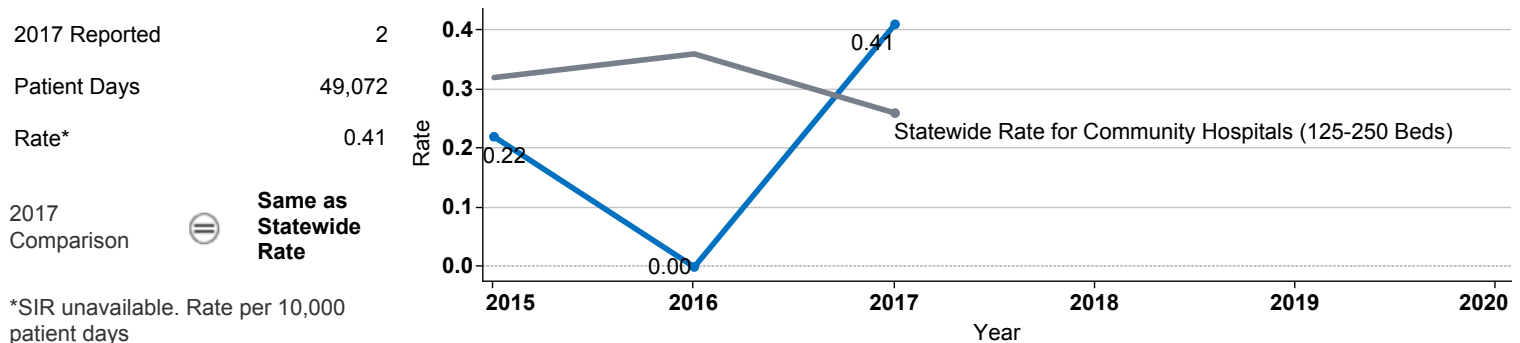
### Central Line Associated Bloodstream Infection (CLABSI)



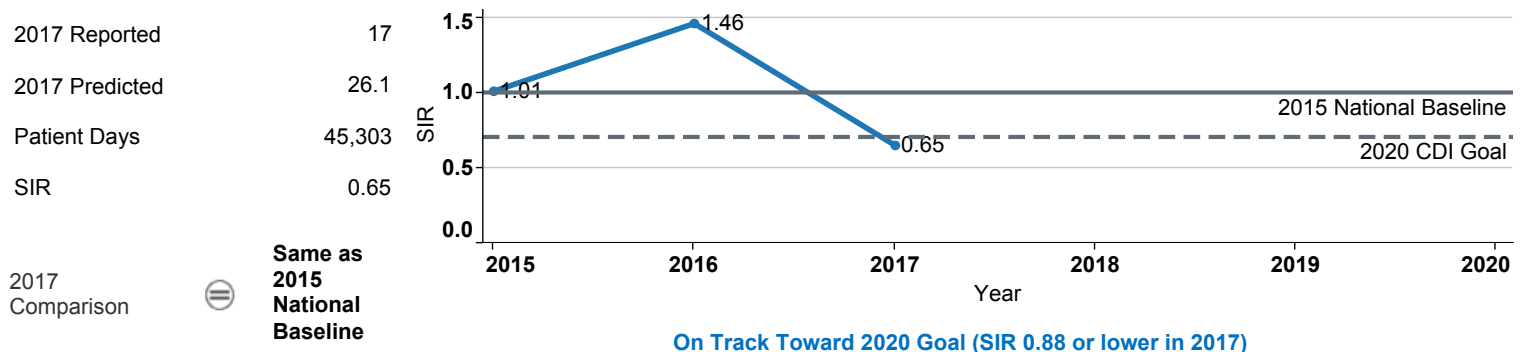
### Methicillin-Resistant *Staphylococcus aureus* Bloodstream Infection (MRSA BSI)



### Vancomycin-Resistant *Enterococcus* Bloodstream Infection (VRE BSI)



### *Clostridium difficile* Infection (CDI)



## Surgical Site Infection (SSI) - Adult

Procedure Type	Reported SSI	Predicted SSI	Number of Procedures	2017	Compared with 2015 National Baseline
Appendix surgery	2	0.7	229	2.87	⊖ Same
Bile duct, liver or pancreatic surgery	0	0.2	14	0.00	⊖ Same
Cesarean section	0	0.4	452	0.00	⊖ Same
Colon surgery	7	3.1	133	2.28	⊖ Same
Exploratory abdominal surgery (laparotomy)	0	0.8	163	0.00	⊖ Same
Gallbladder surgery	0	0.7	227	0.00	⊖ Same
Gastric surgery	0	0.3	17	0.00	⊖ Same
Hip prosthesis	2	1.0	230	2.00	⊖ Same
Hysterectomy, abdominal	0	0.5	93	0.00	⊖ Same
Hysterectomy, vaginal	0	0.2	36	Not enough procedures to calculate SIR	
Kidney surgery	0	0.0	1	Not enough procedures to calculate SIR	
Knee prosthesis	1	0.6	257	1.54	⊖ Same
Laminectomy	2	0.5	194	3.64	⊖ Same
Open reduction of fracture	0	1.0	202	0.00	⊖ Same
Ovarian surgery	0	0.0	55	Not enough procedures to calculate SIR	
Pacemaker surgery	0	0.2	131	Not enough procedures to calculate SIR	
Rectal surgery	0	0.5	25	0.00	⊖ Same
Small bowel surgery	4	1.4	79	2.79	⊖ Same
Spinal fusion	3	1.5	174	2.05	⊖ Same
Spleen surgery	0	0.0	2	Not enough procedures to calculate SIR	
Thoracic surgery	0	0.1	33	Not enough procedures to calculate SIR	

## Surgical Site Infection (SSI) - Pediatric

Procedure Type	Reported SSI	Predicted SSI	Number of Procedures	2017	Compared with 2015 National Baseline
Appendix surgery	0	0.0	15	Not enough procedures to calculate SIR	
Gallbladder surgery	0	0.0	3	Not enough procedures to calculate SIR	
Open reduction of fracture	0	0.0	1	Not enough procedures to calculate SIR	

Data tables available from the California Health and Human Services Open Data Portal: <https://chhs.data.ca.gov/>

Information on interpreting this report: <https://www.cdph.ca.gov/Programs/CHCQ/HAI/Pages/AnnualHAIReports.aspx>