


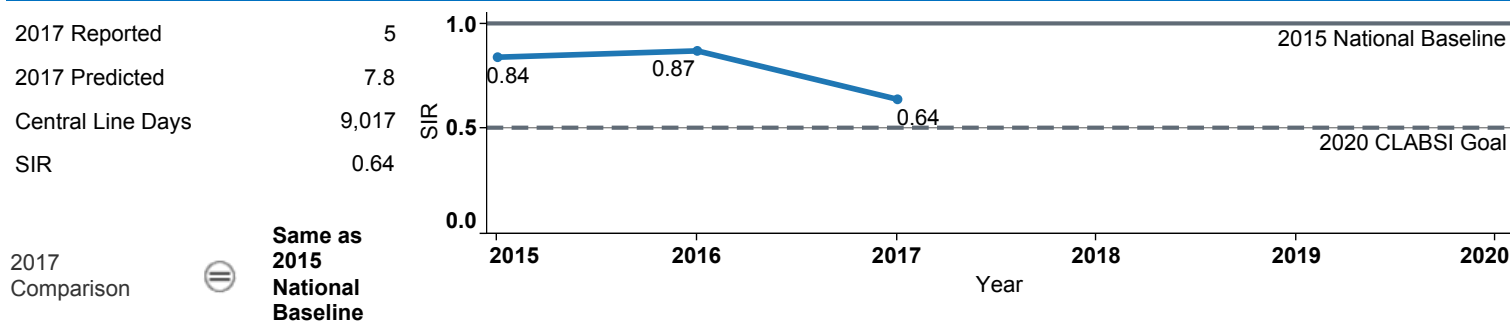


## Hospital Characteristics

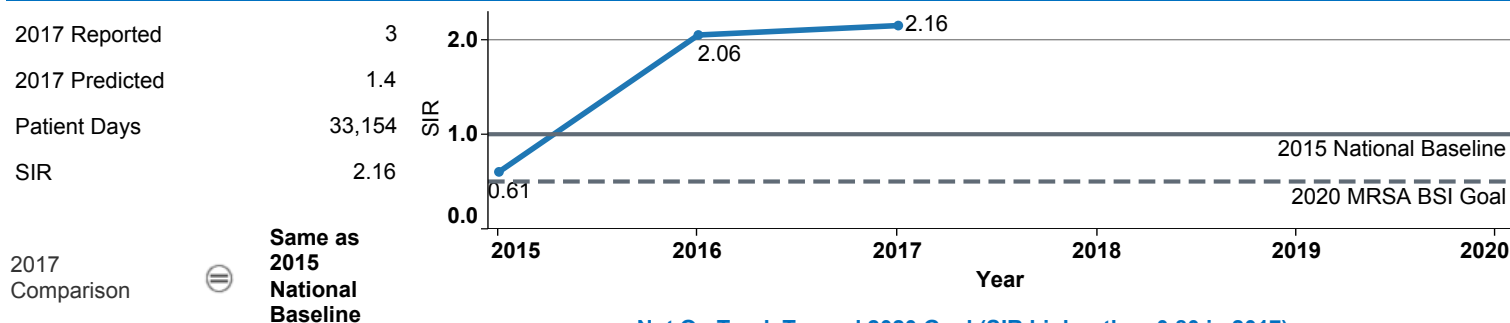
County	Medical School Affiliation	Hospital Type
San Diego	Graduate	Community, 125 – 250 beds

The **trend lines** show this hospital's healthcare-associated infection (HAI) incidence from 2015 to 2017, reported as standardized infection ratios (SIR) when possible. Each result is interpreted as the  Same,  Better, or  Worse than the national or state comparison.

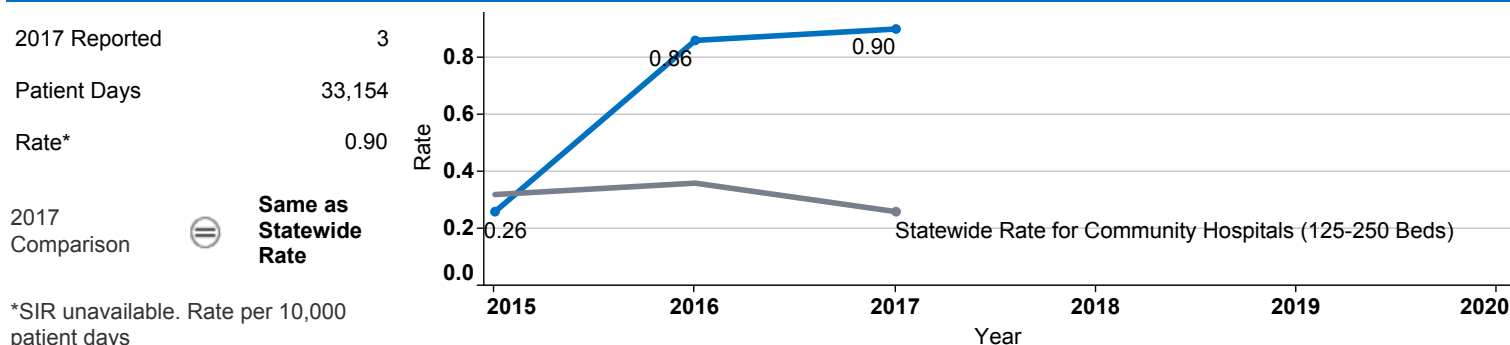
## Central Line Associated Bloodstream Infection (CLABSI)



On Track Toward 2020 Goal (SIR 0.80 or lower in 2017)

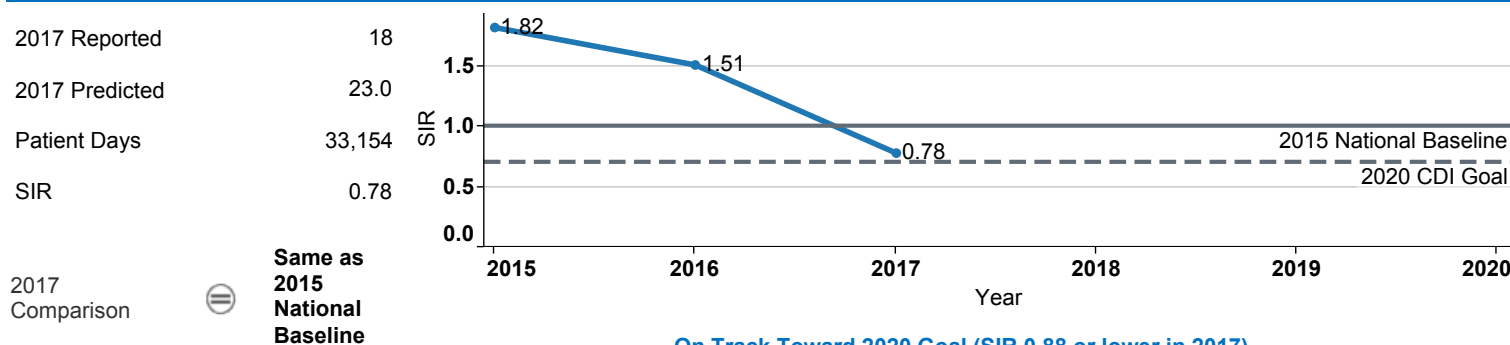
Methicillin-Resistant *Staphylococcus aureus* Bloodstream Infection (MRSA BSI)

Not On Track Toward 2020 Goal (SIR higher than 0.80 in 2017)

Vancomycin-Resistant *Enterococcus* Bloodstream Infection (VRE BSI)

\*SIR unavailable. Rate per 10,000 patient days

## Clostridium difficile Infection (CDI)



On Track Toward 2020 Goal (SIR 0.88 or lower in 2017)

## Surgical Site Infection (SSI) - Adult

Procedure Type	Reported SSI	Predicted SSI	Number of Procedures	2017	Compared with 2015 National Baseline
Abdominal aortic aneurysm repair	0	0.0	1	<b>Not enough procedures to calculate SIR</b>	
Appendix surgery	1	0.3	115	<b>3.23</b>	⊖ Same
Bile duct, liver or pancreatic surgery	3	2.1	71	<b>1.45</b>	⊖ Same
Colon surgery	3	3.6	171	<b>0.83</b>	⊖ Same
Exploratory abdominal surgery (laparotomy)	1	0.6	161	<b>1.68</b>	⊖ Same
Gallbladder surgery	1	0.7	164	<b>1.41</b>	⊖ Same
Gastric surgery	2	1.0	133	<b>2.08</b>	⊖ Same
Hip prosthesis	4	2.5	583	<b>1.60</b>	⊖ Same
Hysterectomy, abdominal	0	0.1	27	<b>Not enough procedures to calculate SIR</b>	
Hysterectomy, vaginal	0	0.0	10	<b>Not enough procedures to calculate SIR</b>	
Kidney surgery	0	0.3	91	<b>0.00</b>	⊖ Same
Kidney transplant	0	0.3	55	<b>0.00</b>	⊖ Same
Knee prosthesis	3	2.3	853	<b>1.29</b>	⊖ Same
Laminectomy	0	2.2	811	<b>0.00</b>	⊖ Same
Liver transplant	1	1.6	35	<b>0.64</b>	⊖ Same
Open reduction of fracture	0	0.9	138	<b>0.00</b>	⊖ Same
Ovarian surgery	0	0.0	14	<b>Not enough procedures to calculate SIR</b>	
Rectal surgery	0	0.6	30	<b>0.00</b>	⊖ Same
Small bowel surgery	0	4.5	220	<b>0.00</b>	★ Better
Spinal fusion	6	4.0	739	<b>1.51</b>	⊖ Same
Spleen surgery	0	0.0	6	<b>Not enough procedures to calculate SIR</b>	
Thoracic surgery	0	0.0	9	<b>Not enough procedures to calculate SIR</b>	

## Surgical Site Infection (SSI) - Pediatric

Procedure Type	Reported SSI	Predicted SSI	Number of Procedures	2017	Compared with 2015 National Baseline
Appendix surgery	0	0.0	1	<b>Not enough procedures to calculate SIR</b>	
Bile duct, liver or pancreatic surgery	0	0.0	1	<b>Not enough procedures to calculate SIR</b>	
Open reduction of fracture	0	0.0	3	<b>Not enough procedures to calculate SIR</b>	
Thoracic surgery	0	0.0	1	<b>Not enough procedures to calculate SIR</b>	

Data tables available from the California Health and Human Services Open Data Portal: <https://chhs.data.ca.gov/>

Information on interpreting this report: <https://www.cdph.ca.gov/Programs/CHCQ/HAI/Pages/AnnualHAIReports.aspx>