

Healthcare-Associated Infections Report, 2017  
Rady Children's Hospital, San Diego (San Diego)

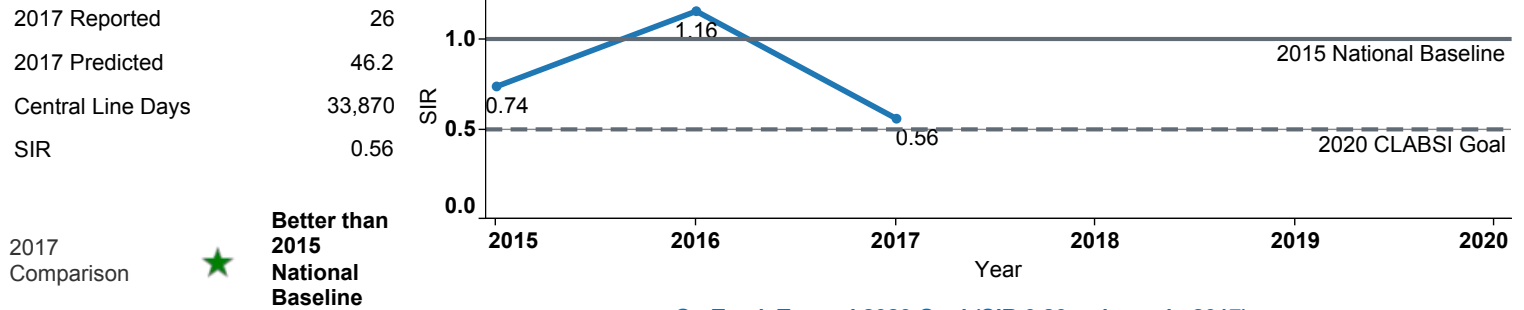


### Hospital Characteristics

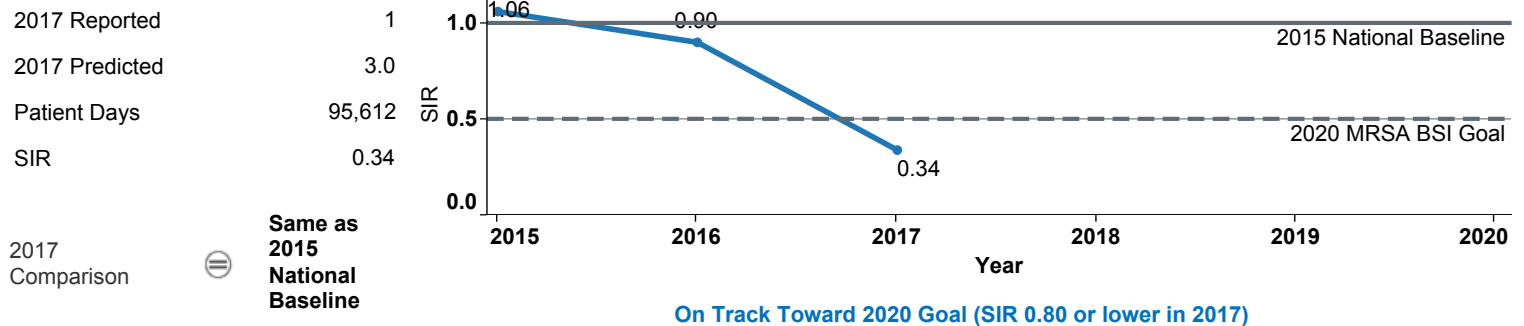
County	Medical School Affiliation	Hospital Type
San Diego	Major	Pediatric

The **trend lines** show this hospital's healthcare-associated infection (HAI) incidence from 2015 to 2017, reported as standardized infection ratios (SIR) when possible. Each result is interpreted as the Same, Better, or Worse than the national or state comparison.

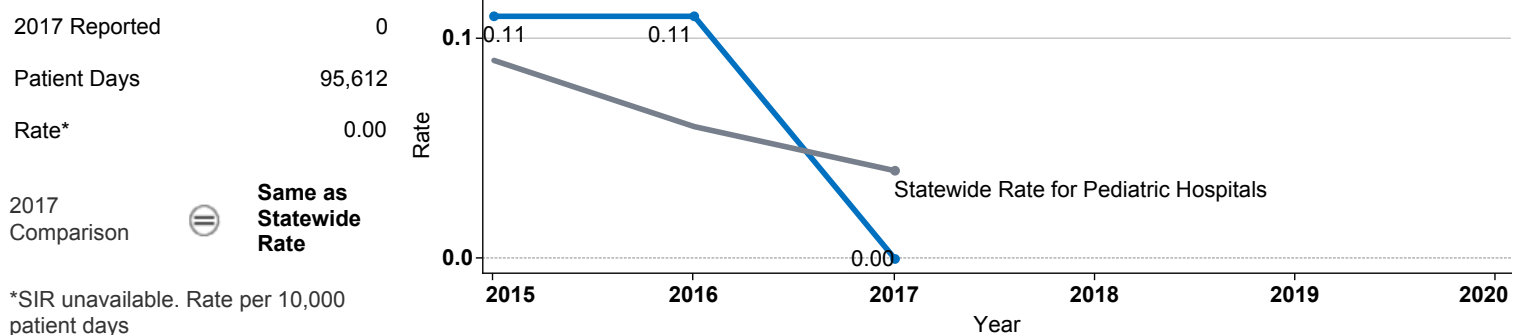
### Central Line Associated Bloodstream Infection (CLABSI)



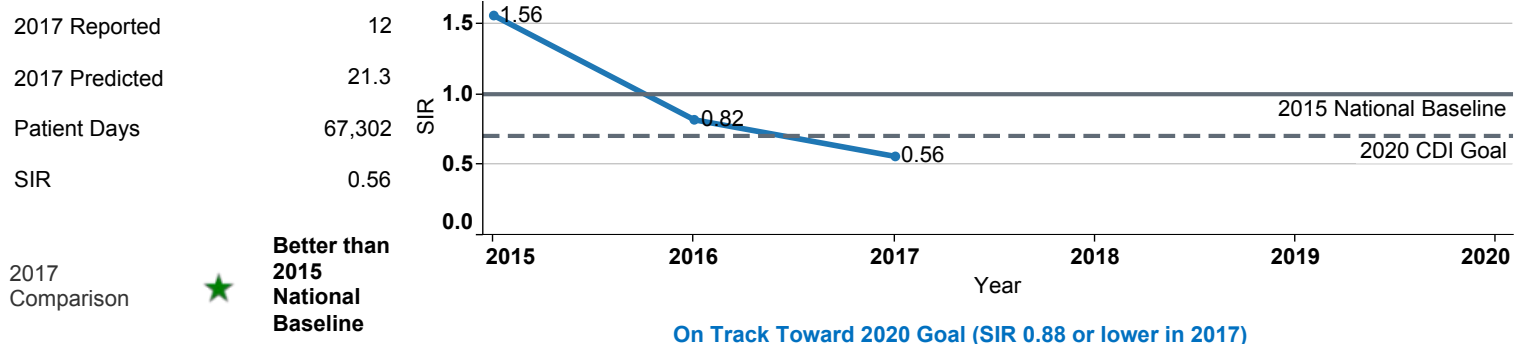
### Methicillin-Resistant *Staphylococcus aureus* Bloodstream Infection (MRSA BSI)



### Vancomycin-Resistant *Enterococcus* Bloodstream Infection (VRE BSI)



### *Clostridium difficile* Infection (CDI)



## Surgical Site Infection (SSI) - Adult

Procedure Type	Reported SSI	Predicted SSI	Number of Procedures	2017	Compared with 2015 National Baseline
Appendix surgery	0	0.0	2	Not enough procedures to calculate SIR	
Bile duct, liver or pancreatic surgery	0	0.0	1	Not enough procedures to calculate SIR	
Cardiac surgery	0	0.0	9	Not enough procedures to calculate SIR	
Colon surgery	0	0.1	4	Not enough procedures to calculate SIR	
Exploratory abdominal surgery (laparotomy)	0	0.0	10	Not enough procedures to calculate SIR	
Gallbladder surgery	0	0.0	4	Not enough procedures to calculate SIR	
Gastric surgery	0	0.0	5	Not enough procedures to calculate SIR	
Kidney surgery	0	0.0	2	Not enough procedures to calculate SIR	
Kidney transplant	0	0.0	2	Not enough procedures to calculate SIR	
Laminectomy	0	0.0	10	Not enough procedures to calculate SIR	
Open reduction of fracture	0	0.1	9	Not enough procedures to calculate SIR	
Pacemaker surgery	0	0.0	4	Not enough procedures to calculate SIR	
Small bowel surgery	0	0.0	2	Not enough procedures to calculate SIR	
Spinal fusion	0	0.1	13	Not enough procedures to calculate SIR	
Thoracic surgery	0	0.1	11	Not enough procedures to calculate SIR	

## Surgical Site Infection (SSI) - Pediatric

Procedure Type	Reported SSI	Predicted SSI	Number of Procedures	2017	Compared with 2015 National Baseline
Appendix surgery	6	2.2	715	2.72	✖ Worse
Bile duct, liver or pancreatic surgery	0	0.2	19	Not enough procedures to calculate SIR	
Cardiac surgery	1	1.7	178	0.58	⊖ Same
Colon surgery	0	0.9	50	Not enough procedures to calculate SIR	
Exploratory abdominal surgery (laparotomy)	0	0.5	155	Not enough procedures to calculate SIR	
Gallbladder surgery	0	0.1	82	Not enough procedures to calculate SIR	
Kidney transplant	1	0.0	3	Not enough procedures to calculate SIR	
Laminectomy	1	0.8	128	Not enough procedures to calculate SIR	
Open reduction of fracture	0	0.9	281	Not enough procedures to calculate SIR	
Rectal surgery	0	0.0	14	Not enough procedures to calculate SIR	
Small bowel surgery	1	0.6	81	Not enough procedures to calculate SIR	
Spinal fusion	1	1.5	156	0.66	⊖ Same
Thoracic surgery	0	0.1	117	Not enough procedures to calculate SIR	

Data tables available from the California Health and Human Services Open Data Portal: <https://chhs.data.ca.gov/>

Information on interpreting this report: <https://www.cdph.ca.gov/Programs/CHCQ/HAI/Pages/AnnualHAIReports.aspx>