

Healthcare-Associated Infections Report, 2017

Alvarado Hospital Medical Center (San Diego)

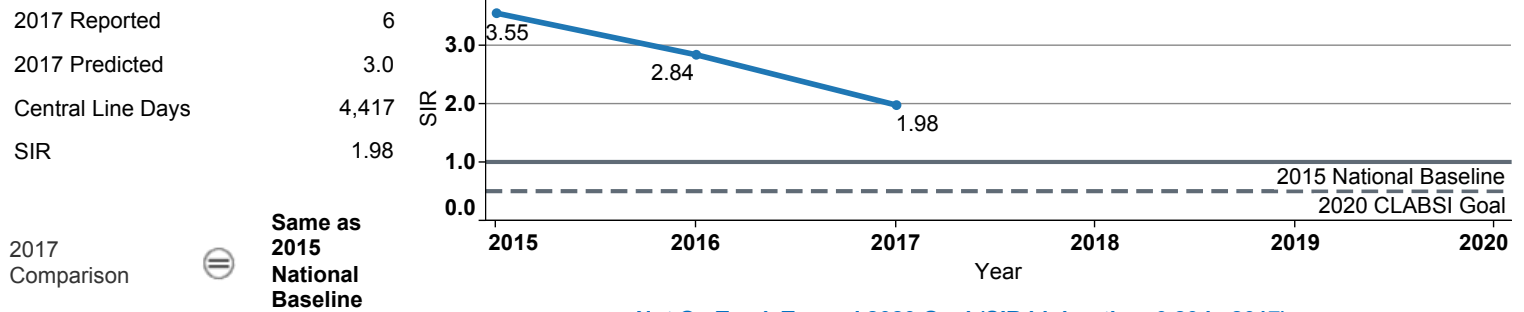


Hospital Characteristics

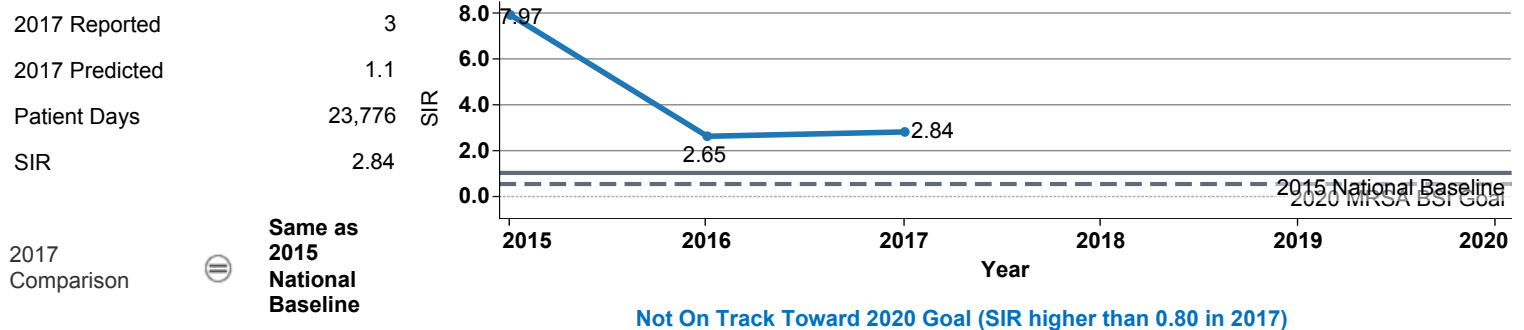
County	Medical School Affiliation	Hospital Type
San Diego	No	Community, 125 – 250 beds

The **trend lines** show this hospital's healthcare-associated infection (HAI) incidence from 2015 to 2017, reported as standardized infection ratios (SIR) when possible. Each result is interpreted as the **Same**, **Better**, or **Worse** than the national or state comparison.

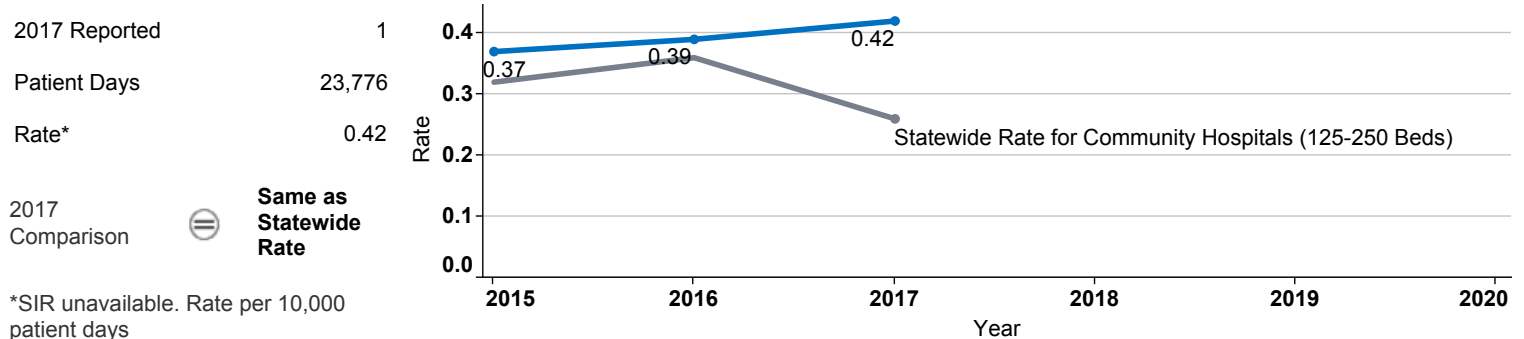
Central Line Associated Bloodstream Infection (CLABSI)



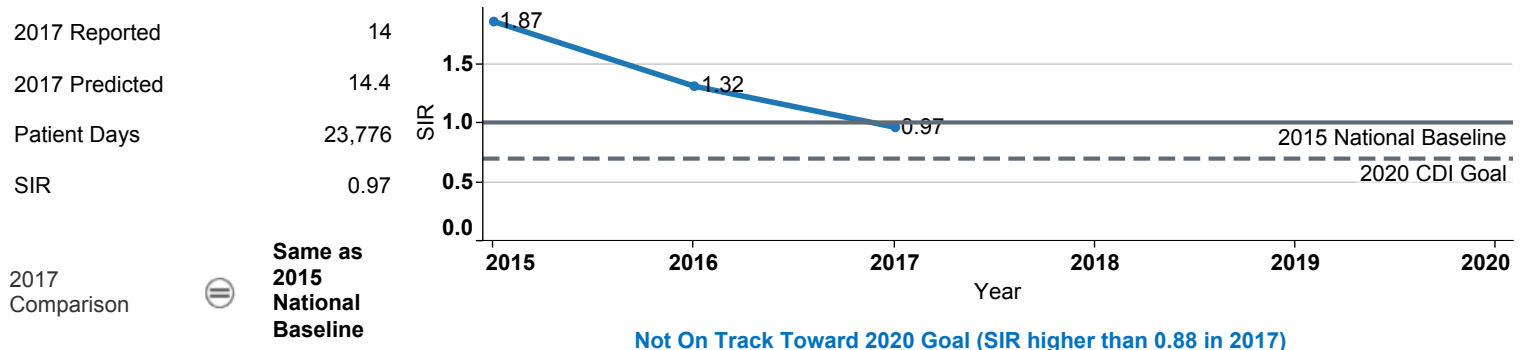
Methicillin-Resistant *Staphylococcus aureus* Bloodstream Infection (MRSA BSI)



Vancomycin-Resistant *Enterococcus* Bloodstream Infection (VRE BSI)



Clostridium difficile Infection (CDI)



Surgical Site Infection (SSI) - Adult

Procedure Type	Reported SSI	Predicted SSI	Number of Procedures	2017	Compared with 2015 National Baseline
Appendix surgery	1	0.1	62	Not enough procedures to calculate SIR	
Bile duct, liver or pancreatic surgery	0	0.0	1	Not enough procedures to calculate SIR	
Cardiac surgery	0	0.0	13	Not enough procedures to calculate SIR	
Colon surgery	0	0.6	22	0.00	⊖ Same
Coronary bypass, chest and donor incisions	0	0.1	21	Not enough procedures to calculate SIR	
Coronary bypass, chest incision only	0	0.0	2	Not enough procedures to calculate SIR	
Exploratory abdominal surgery (laparotomy)	0	0.2	47	0.00	⊖ Same
Gallbladder surgery	1	0.2	82	Not enough procedures to calculate SIR	
Gastric surgery	0	0.1	10	Not enough procedures to calculate SIR	
Hip prosthesis	0	0.3	75	0.00	⊖ Same
Hysterectomy, abdominal	0	0.0	1	Not enough procedures to calculate SIR	
Hysterectomy, vaginal	0	0.0	2	Not enough procedures to calculate SIR	
Knee prosthesis	1	0.3	97	3.28	⊖ Same
Laminectomy	0	1.1	379	0.00	⊖ Same
Open reduction of fracture	0	0.2	43	0.00	⊖ Same
Ovarian surgery	0	0.0	3	Not enough procedures to calculate SIR	
Pacemaker surgery	0	0.1	67	Not enough procedures to calculate SIR	
Rectal surgery	0	0.0	4	Not enough procedures to calculate SIR	
Small bowel surgery	0	0.4	22	0.00	⊖ Same
Spinal fusion	0	2.3	434	0.00	⊖ Same
Thoracic surgery	0	0.0	17	Not enough procedures to calculate SIR	

Surgical Site Infection (SSI) - Pediatric

This hospital did not report pediatric surgical procedures in 2017.

Data tables available from the California Health and Human Services Open Data Portal: <https://chhs.data.ca.gov/>

Information on interpreting this report: <https://www.cdph.ca.gov/Programs/CHCQ/HAI/Pages/AnnualHAIReports.aspx>