

Healthcare-Associated Infections Report, 2017
St. Mary Medical Center, Apple Valley (Apple Valley)

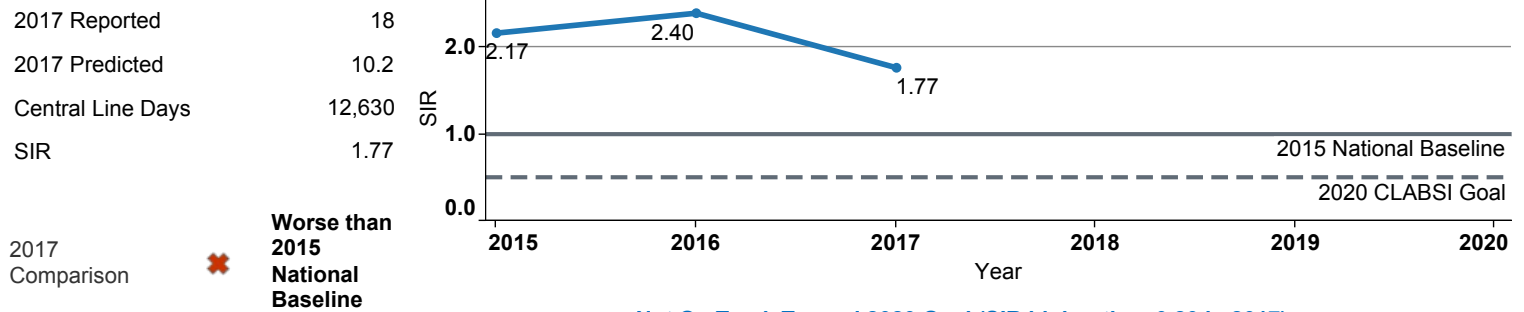


Hospital Characteristics

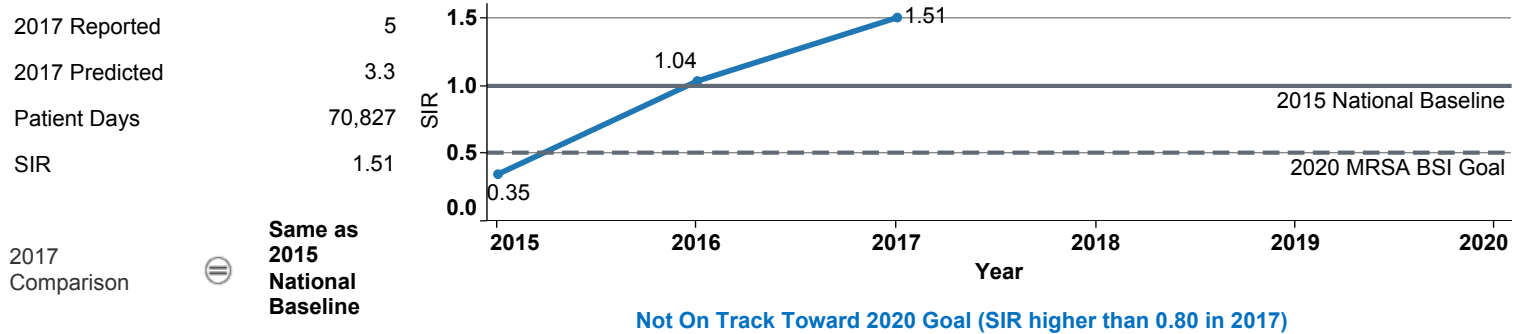
County	Medical School Affiliation	Hospital Type
San Bernardino	Graduate	Community, 125 – 250 beds

The **trend lines** show this hospital's healthcare-associated infection (HAI) incidence from 2015 to 2017, reported as standardized infection ratios (SIR) when possible. Each result is interpreted as the **Same**, **Better**, or **Worse** than the national or state comparison.

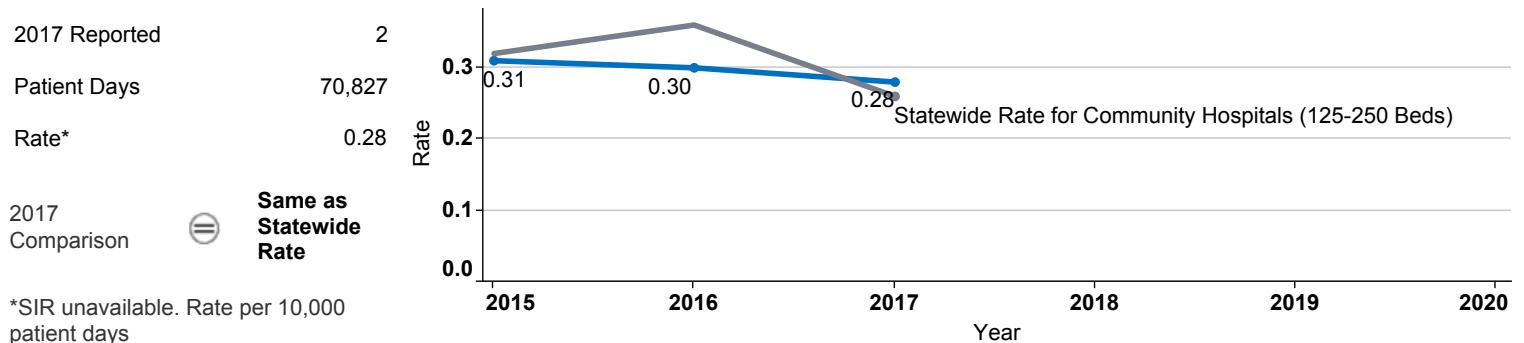
Central Line Associated Bloodstream Infection (CLABSI)



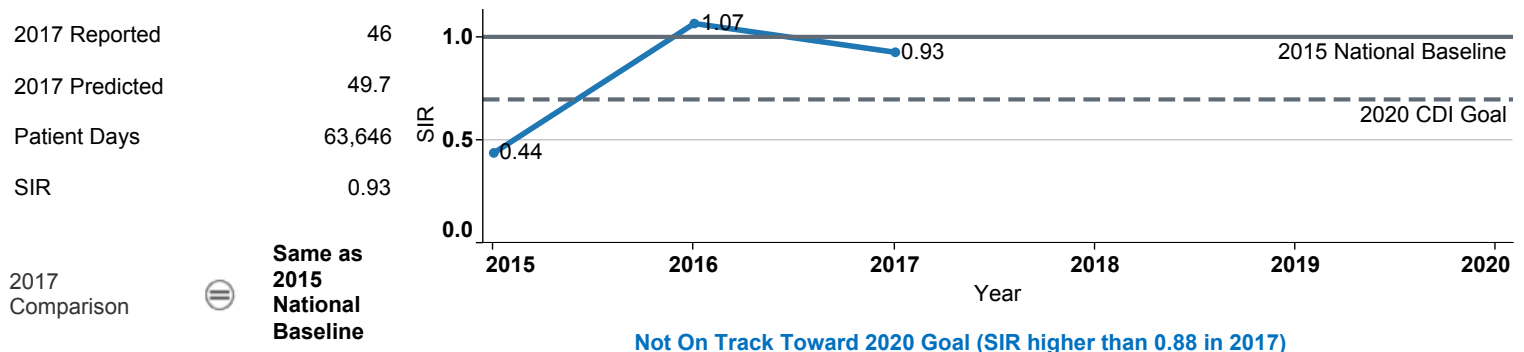
Methicillin-Resistant *Staphylococcus aureus* Bloodstream Infection (MRSA BSI)



Vancomycin-Resistant *Enterococcus* Bloodstream Infection (VRE BSI)



Clostridium difficile Infection (CDI)



Surgical Site Infection (SSI) - Adult

Procedure Type	Reported SSI	Predicted SSI	Number of Procedures	2017	Compared with 2015 National Baseline
Appendix surgery	1	0.4	124	2.24	⊖ Same
Bile duct, liver or pancreatic surgery	0	0.2	28	Not enough procedures to calculate SIR	
Cardiac surgery	0	0.1	35	Not enough procedures to calculate SIR	
Cesarean section	0	0.6	639	0.00	⊖ Same
Colon surgery	2	2.2	116	0.92	⊖ Same
Coronary bypass, chest and donor incisions	0	0.5	84	0.00	⊖ Same
Coronary bypass, chest incision only	0	0.1	8	Not enough procedures to calculate SIR	
Exploratory abdominal surgery (laparotomy)	0	1.8	435	0.00	⊖ Same
Gallbladder surgery	1	0.7	293	1.45	⊖ Same
Gastric surgery	0	0.3	22	0.00	⊖ Same
Hip prosthesis	0	0.4	74	0.00	⊖ Same
Hysterectomy, abdominal	1	0.3	44	3.33	⊖ Same
Hysterectomy, vaginal	0	0.1	19	Not enough procedures to calculate SIR	
Kidney surgery	0	0.0	12	Not enough procedures to calculate SIR	
Knee prosthesis	0	0.5	131	0.00	⊖ Same
Laminectomy	0	0.2	68	0.00	⊖ Same
Open reduction of fracture	1	0.7	122	1.44	⊖ Same
Ovarian surgery	0	0.1	64	Not enough procedures to calculate SIR	
Pacemaker surgery	0	0.3	177	0.00	⊖ Same
Rectal surgery	0	0.1	11	Not enough procedures to calculate SIR	
Small bowel surgery	1	1.0	54	1.01	⊖ Same
Spinal fusion	2	1.2	194	1.71	⊖ Same
Thoracic surgery	0	0.1	22	Not enough procedures to calculate SIR	

Surgical Site Infection (SSI) - Pediatric

Procedure Type	Reported SSI	Predicted SSI	Number of Procedures	2017	Compared with 2015 National Baseline
Appendix surgery	0	0.2	55	Not enough procedures to calculate SIR	
Bile duct, liver or pancreatic surgery	0	0.0	1	Not enough procedures to calculate SIR	
Cesarean section	0	0.0	4	Not enough procedures to calculate SIR	
Colon surgery	0	0.0	1	Not enough procedures to calculate SIR	
Exploratory abdominal surgery (laparotomy)	0	0.0	12	Not enough procedures to calculate SIR	
Gallbladder surgery	0	0.0	3	Not enough procedures to calculate SIR	
Laminectomy	0	0.0	1	Not enough procedures to calculate SIR	
Small bowel surgery	0	0.0	1	Not enough procedures to calculate SIR	

Data tables available from the California Health and Human Services Open Data Portal: <https://chhs.data.ca.gov/>

Information on interpreting this report: <https://www.cdph.ca.gov/Programs/CHCQ/HAI/Pages/AnnualHAIReports.aspx>