

Healthcare-Associated Infections Report, 2017

Loma Linda University Medical Center East Campus Hospital
(Loma Linda)

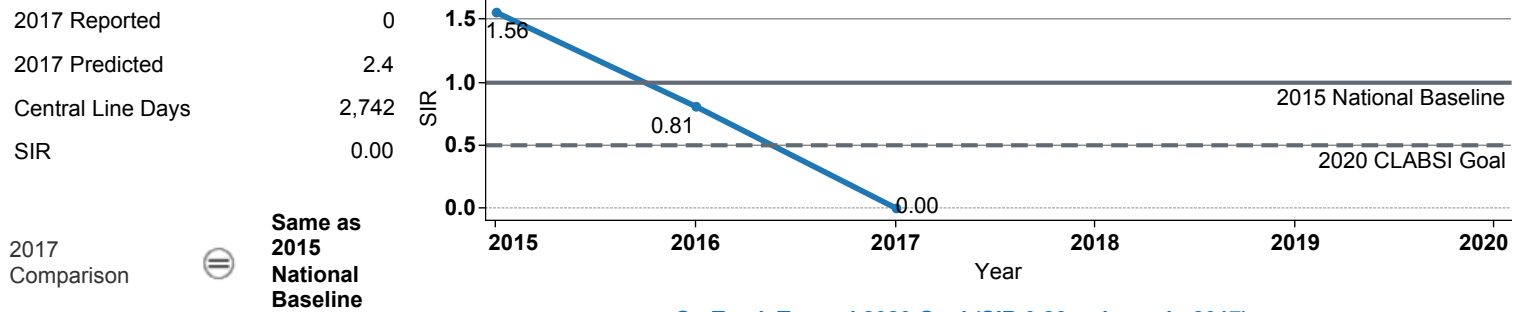


Hospital Characteristics

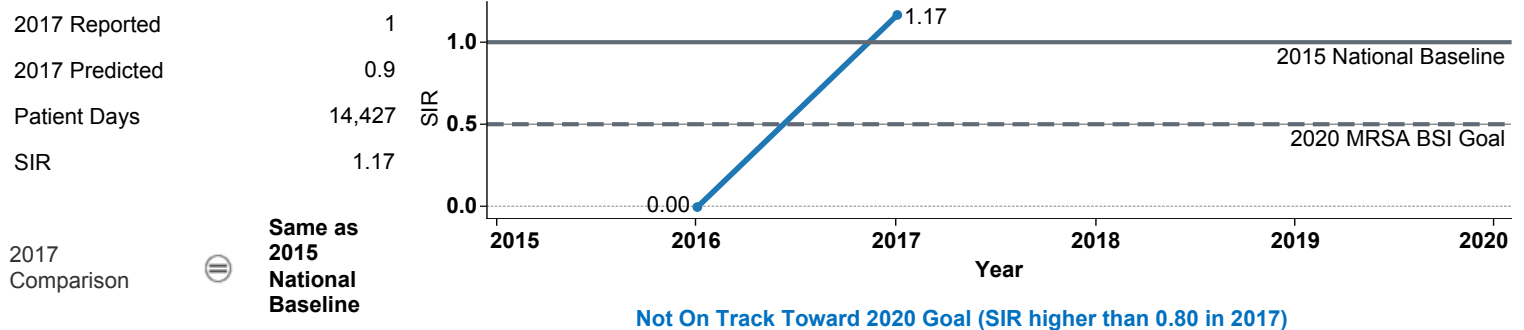
County	Medical School Affiliation	Hospital Type
San Bernardino	Major	Major Teaching

The **trend lines** show this hospital's healthcare-associated infection (HAI) incidence from 2015 to 2017, reported as standardized infection ratios (SIR) when possible. Each result is interpreted as the **Same**, **Better**, or **Worse** than the national or state comparison.

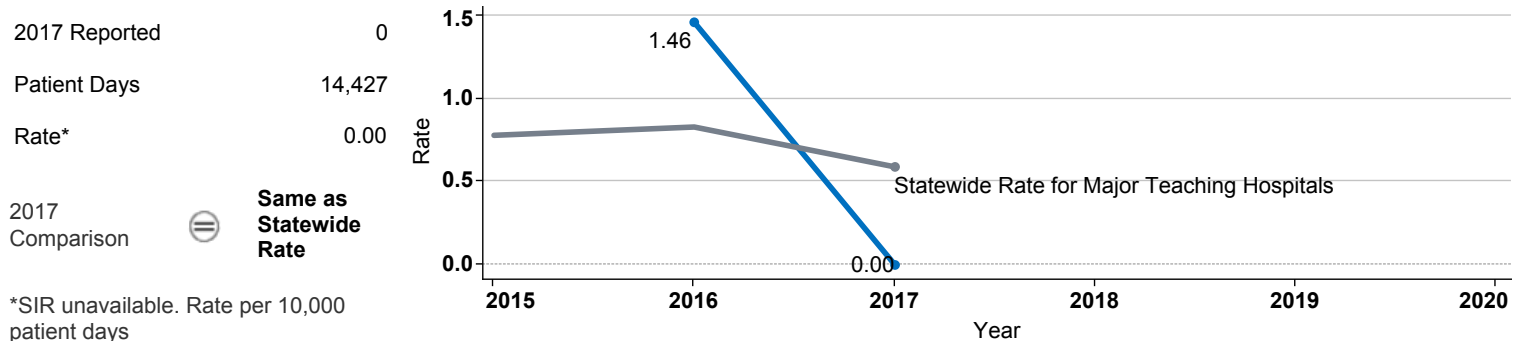
Central Line Associated Bloodstream Infection (CLABSI)



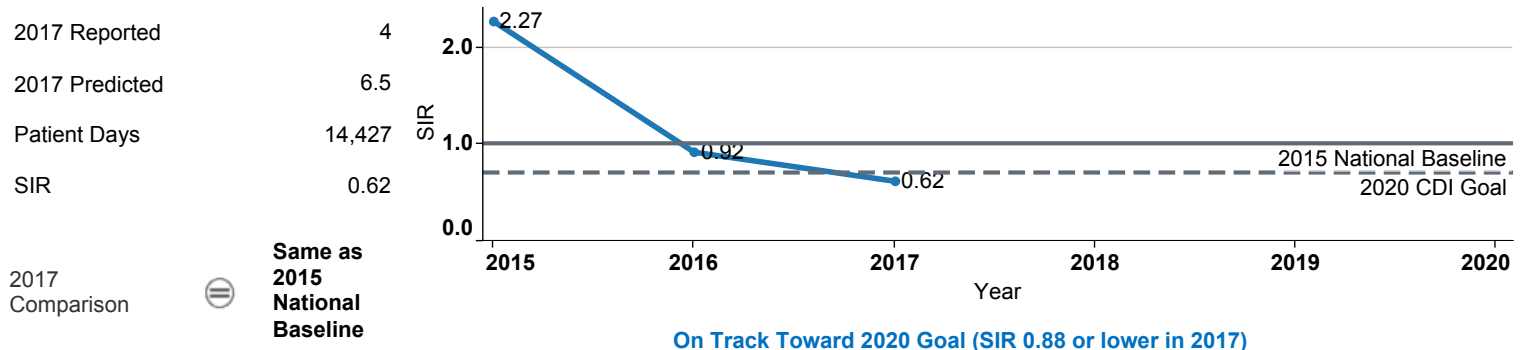
Methicillin-Resistant *Staphylococcus aureus* Bloodstream Infection (MRSA BSI)



Vancomycin-Resistant *Enterococcus* Bloodstream Infection (VRE BSI)



Clostridium difficile Infection (CDI)



Surgical Site Infection (SSI) - Adult

Procedure Type	Reported SSI	Predicted SSI	Number of Procedures	2017	Compared with 2015 National Baseline
Exploratory abdominal surgery (laparotomy)	0	0.0	2	Not enough procedures to calculate SIR	
Hip prosthesis	1	0.9	128	1.14	⊖ Same
Knee prosthesis	5	1.2	208	4.02	✖ Worse
Laminectomy	1	0.5	157	1.97	⊖ Same
Open reduction of fracture	0	0.4	46	0.00	⊖ Same
Spinal fusion	0	0.7	184	0.00	⊖ Same

Surgical Site Infection (SSI) - Pediatric

This hospital did not report pediatric surgical procedures in 2017.

Data tables available from the California Health and Human Services Open Data Portal: <https://chhs.data.ca.gov/>

Information on interpreting this report: <https://www.cdph.ca.gov/Programs/CHCQ/HAI/Pages/AnnualHAIReports.aspx>